



RACINGSA

Sportsbet Gawler SA

Race 1: Sportsbet Nobody Does It Easier Maiden Plate - 1722m

28 July 2024 - 1:00PM



Track Rating: Heavy 8, Weather: Overcast, Rail Position: +7m 800m-400m, +6m Remainder

Section Field Times							Overall	L1600	L1400	L1200	L1000	L800		
							1:55.04 (0:10.83)	1:44.21 (0:12.09)	1:32.12 (0:12.28)	1:19.84 (0:13.11)	1:06.73 (0:13.30)	0:53.42 (0:13.25)		
Position	#	Horse/Jockey	Barrier	Top Speed [km/h]	Fastest Section	First 400m							Distance Travelled From Winner [m]	
1	2	MOTO MOTO Dom Tourneur	9	62.7 1600-1400	0:12.05 1600-1400	0:27.86	1:55.04 (0:11.12)	1:43.92 [5] (0:12.05)	1:31.87 [3] (0:12.22)	1:19.65 [2] (0:13.15)	1:06.50 [2] (0:13.28)	0:53.22 [2] (0:13.30)		
2	4	BUSH INFLUENCE Ben Price	1	60.1 1600-1400	0:12.23 1600-1400	0:28.21	1:55.05 (0:11.17)	1:43.88 [7] (0:12.23)	1:31.65 [7] (0:12.35)	1:19.30 [6] (0:13.19)	1:06.11 [7] (0:13.26)	0:52.85 [7] (0:13.34)	-4	
3	1	MANDINO Caitlin Jones	3	60.7 1400-1200	0:12.25 1600-1400	0:27.97	1:55.12 (0:10.90)	1:44.22 [2] (0:12.25)	1:31.97 [2] (0:12.34)	1:19.63 [3] (0:13.25)	1:06.38 [5] (0:13.26)	0:53.12 [5] (0:13.31)	+0	
4	9	SUPER INTELLIGENT Caitlyn Munro	2	60.1 1600-1400	0:12.17 1600-1400	0:27.97	1:55.32 (0:11.00)	1:44.32 [3] (0:12.17)	1:32.15 [3] (0:12.34)	1:19.81 [4] (0:13.14)	1:06.67 [3] (0:13.28)	0:53.39 [3] (0:13.28)	-5	
5	6	RELLEUM Justin Potter	12	61.5 1800-1600	0:12.33 1600-1400	0:28.18	1:55.41 (0:11.07)	1:44.34 [4] (0:12.33)	1:32.01 [6] (0:12.44)	1:19.57 [8] (0:13.05)	1:06.52 [6] (0:13.20)	0:53.32 [6] (0:13.40)	+12	
6	3	NORMIE NO SHOW Tala Hutchinson	6	61.2 1600-1400	0:12.09 1600-1400	0:27.69	1:55.68 (0:10.83)	1:44.85 [1] (0:12.09)	1:32.76 [1] (0:12.28)	1:20.48 [1] (0:13.11)	1:07.37 [1] (0:13.30)	0:54.07 [1] (0:13.25)	-2	
7	8	LOFONIA Rochelle Milnes	8	62.0 1400-1200	0:12.08 1600-1400	0:27.88	1:56.83 (0:11.17)	1:45.66 [6] (0:12.08)	1:33.58 [5] (0:12.32)	1:21.26 [5] (0:13.13)	1:08.13 [4] (0:13.26)	0:54.87 [4] (0:13.42)	+3	
8	5	IVA DREAM Teagan Voorham	7	60.1 1800-1600	0:12.18 1600-1400	0:28.21	1:57.26 (0:11.22)	1:46.04 [9] (0:12.18)	1:33.86 [8] (0:12.37)	1:21.49 [7] (0:13.20)	1:08.29 [8] (0:13.24)	0:55.05 [8] (0:13.56)	+3	
9	7	AMAZES Alan Lai	10	61.5 1600-1400	0:12.43 1600-1400	0:27.93	2:02.82 (0:11.18)	1:51.64 [8] (0:12.43)	1:39.21 [9] (0:12.62)	1:26.59 [9] (0:13.37)	1:13.22 [9] (0:13.57)	0:59.64 [9] (0:14.18)	+9	

Scratched: Grey Folly (#10), Luvicci (#11), Throne Of God (#12), Glacies Heart (#13)

- [] Position in running at each section and finish # Saddle cloth number
- :-:- No data available at this section DNF Did not finish
- NA No data available DNT Did not track
- █ Background shading for fastest section



RACINGSA

Sportsbet Gawler SA

Race 1: Sportsbet Nobody Does It Easier Maiden Plate - 1722m

28 July 2024 - 1:00PM



Track Rating: Heavy 8, Weather: Overcast, Rail Position: +7m 800m-400m, +6m Remainder

Section Field Times

L600	L400	L200
0:40.17	0:27.17	0:13.95
(0:13.01)	(0:13.21)	(0:13.95)

Position	#	Horse/Jockey	Barrier	Top Speed [km/h]	Fastest Section	First 400m	L600	L400	L200	Margin	Distance Travelled From Winner [m]
1	2	MOTO MOTO Dom Tourneur	9	62.7 1600-1400	0:12.05 1600-1400	0:27.86	0:39.92 [2] (0:13.01)	0:26.91 [3] (0:12.95)	0:13.96 [1] (0:13.96)	1:55.04	
2	4	BUSH INFLUENCE Ben Price	1	60.1 1600-1400	0:12.23 1600-1400	0:28.21	0:39.51 [7] (0:12.74)	0:26.77 [5] (0:12.98)	0:13.79 [4] (0:13.79)	0.1L	-4
3	1	MANDINO Caitlin Jones	3	60.7 1400-1200	0:12.25 1600-1400	0:27.97	0:39.81 [4] (0:12.84)	0:26.97 [4] (0:13.02)	0:13.95 [3] (0:13.95)	0.5L	+0
4	9	SUPER INTELLIGENT Caitlyn Munro	2	60.1 1600-1400	0:12.17 1600-1400	0:27.97	0:40.10 [3] (0:12.90)	0:27.20 [2] (0:13.23)	0:13.97 [5] (0:13.97)	1.7L	-5
5	6	RELLEUM Justin Potter	12	61.5 1800-1600	0:12.33 1600-1400	0:28.18	0:39.92 [6] (0:12.96)	0:26.96 [7] (0:12.93)	0:14.03 [6] (0:14.03)	2.3L	+12
6	3	NORMIE NO SHOW Tala Hutchinson	6	61.2 1600-1400	0:12.09 1600-1400	0:27.69	0:40.82 [1] (0:13.01)	0:27.81 [1] (0:13.26)	0:14.55 [2] (0:14.55)	3.9L	-2
7	8	LOFONIA Rochelle Milnes	8	62.0 1400-1200	0:12.08 1600-1400	0:27.88	0:41.45 [5] (0:13.04)	0:28.41 [6] (0:13.66)	0:14.75 [7] (0:14.75)	10.8L	+3
8	5	IVA DREAM Teagan Voorham	7	60.1 1800-1600	0:12.18 1600-1400	0:28.21	0:41.49 [8] (0:13.28)	0:28.21 [8] (0:13.67)	0:14.54 [8] (0:14.54)	13.4L	+3
9	7	AMAZES Alan Lai	10	61.5 1600-1400	0:12.43 1600-1400	0:27.93	0:45.46 [9] (0:14.43)	0:31.03 [9] (0:15.15)	0:15.88 [9] (0:15.88)	47.2L	+9

Scratched: Grey Folly (#10), Luvicci (#11), Throne Of God (#12), Glacies Heart (#13)

- [] Position in running at each section and finish # Saddle cloth number
- :-:- No data available at this section DNF Did not finish
- NA No data available DNT Did not track
- █ Background shading for fastest section

Horse/Jockey Name	MOTO MOTO/Dom Tourneur
Finish Rank	1
Fastest Section Time (Section)	0:12.05 (L1600)
Top Speed [km/h] (Section)	62.7 (L1600)
Race State	Finished



Sportsbet Gawler SA - Professional

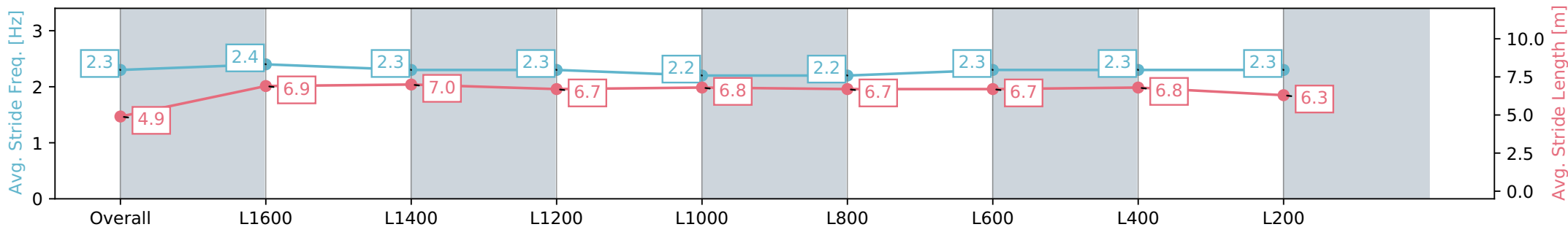
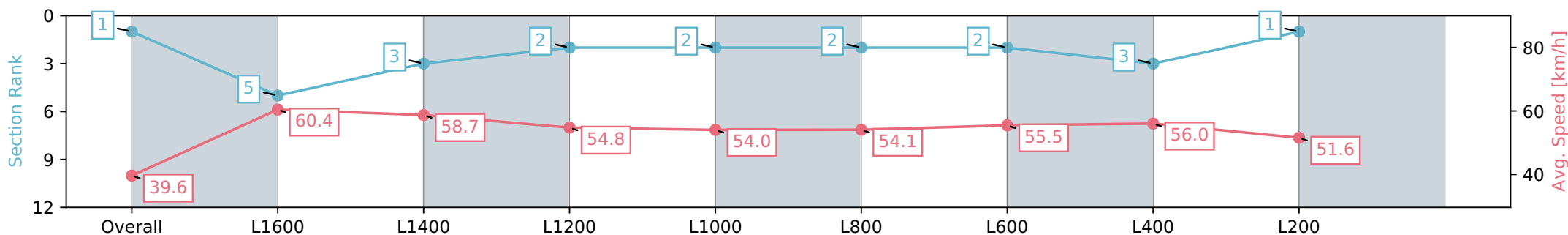
Race 1: Sportsbet Nobody Does It Easier Maiden Plate - 1722m

28 July 2024 - 1:00PM

Track Rating: Heavy 8, Weather: Overcast, Rail Position: +7m
800m-400m, +6m Remainder



Section	Overall	L1600	L1400	L1200	L1000	L800	L600	L400	L200
Section Times	1:55.04 [1] (0:11.12)	1:43.92 [5] (0:12.05)	1:31.87 [3] (0:12.22)	1:19.65 [2] (0:13.15)	1:06.50 [2] (0:13.28)	0:53.22 [2] (0:13.30)	0:39.92 [2] (0:13.01)	0:26.91 [3] (0:12.95)	0:13.96 [1] (0:13.96)
Average Speed [km/h]	39.6	60.4	58.7	54.8	54.0	54.1	55.5	56.0	51.6
Top Speed [km/h]	60.4	62.7	60.9	56.5	54.6	55.3	56.2	59.2	54.1
Avg. Dist. to Rail [m]	5.8	1.5	1.4	1.1	0.3	0.1	0.8	4.3	5.0
Avg. Stride Freq. [Hz]	2.3	2.4	2.3	2.3	2.2	2.2	2.3	2.3	2.3
Avg. Stride Length [m]	4.9	6.9	7.0	6.7	6.8	6.7	6.7	6.8	6.3



Report Created: Sun 28 July 2024 14:38:13 GMT+10 (Note: Timing is based on positional data)

- [] Ranking at each section and finish
- :-:- No data available at this section
- NA No data available

Horse/Jockey Name	BUSH INFLUENCE/Ben Price
Finish Rank	2
Fastest Section Time (Section)	0:12.23 (L1600)
Top Speed [km/h] (Section)	60.1 (L1600)
Race State	Finished



Sportsbet Gawler SA - Professional

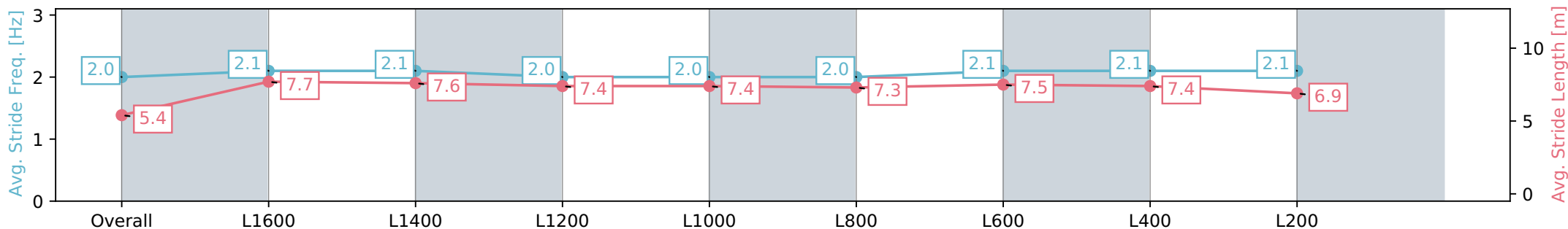
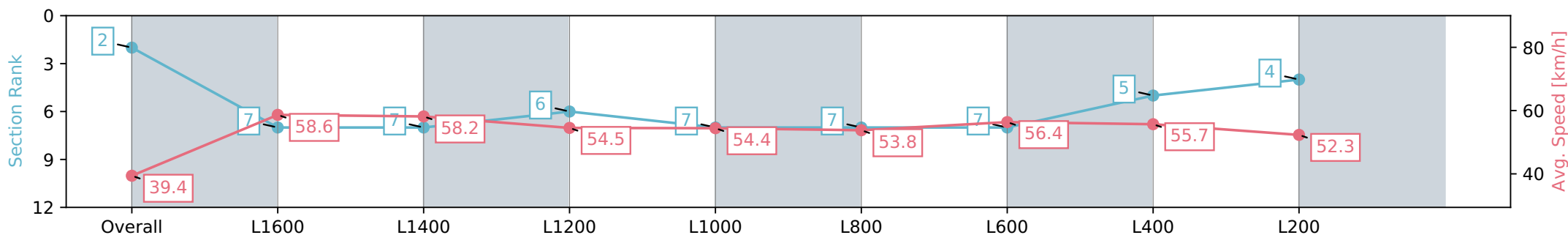
Race 1: Sportsbet Nobody Does It Easier Maiden Plate - 1722m

28 July 2024 - 1:00PM

Track Rating: Heavy 8, Weather: Overcast, Rail Position: +7m
800m-400m, +6m Remainder



Section	Overall	L1600	L1400	L1200	L1000	L800	L600	L400	L200
Section Times	1:55.05 [2] (0:11.17)	1:43.88 [7] (0:12.23)	1:31.65 [7] (0:12.35)	1:19.30 [6] (0:13.19)	1:06.11 [7] (0:13.26)	0:52.85 [7] (0:13.34)	0:39.51 [7] (0:12.74)	0:26.77 [5] (0:12.98)	0:13.79 [4] (0:13.79)
Average Speed [km/h]	39.4	58.6	58.2	54.5	54.4	53.8	56.4	55.7	52.3
Top Speed [km/h]	58.5	60.1	59.9	57.6	55.0	55.8	57.1	56.8	54.5
Avg. Dist. to Rail [m]	2.9	0.6	0.2	0.3	0.4	0.4	0.8	1.8	3.0
Avg. Stride Freq. [Hz]	2.0	2.1	2.1	2.0	2.0	2.0	2.1	2.1	2.1
Avg. Stride Length [m]	5.4	7.7	7.6	7.4	7.4	7.3	7.5	7.4	6.9



Report Created: Sun 28 July 2024 14:38:17 GMT+10 (Note: Timing is based on positional data)

- [] Ranking at each section and finish
- :-:- No data available at this section
- NA No data available

Horse/Jockey Name	MANDINO/Caitlin Jones
Finish Rank	3
Fastest Section Time (Section)	0:12.25 (L1600)
Top Speed [km/h] (Section)	60.7 (L1400)
Race State	Finished



Sportsbet Gawler SA - Professional

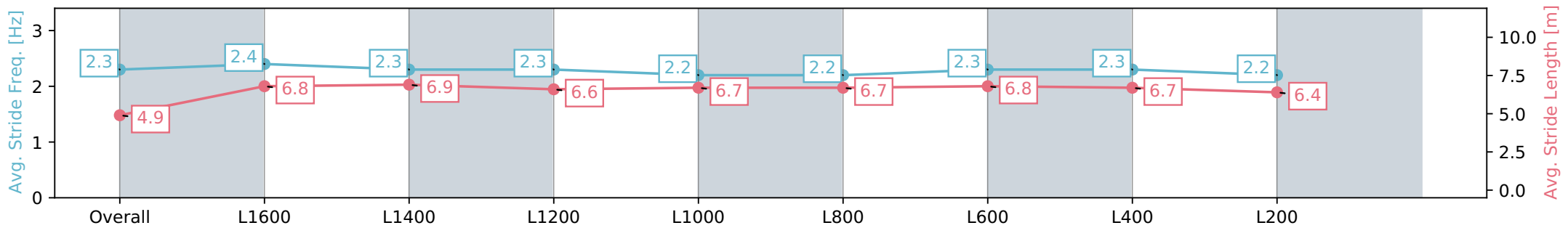
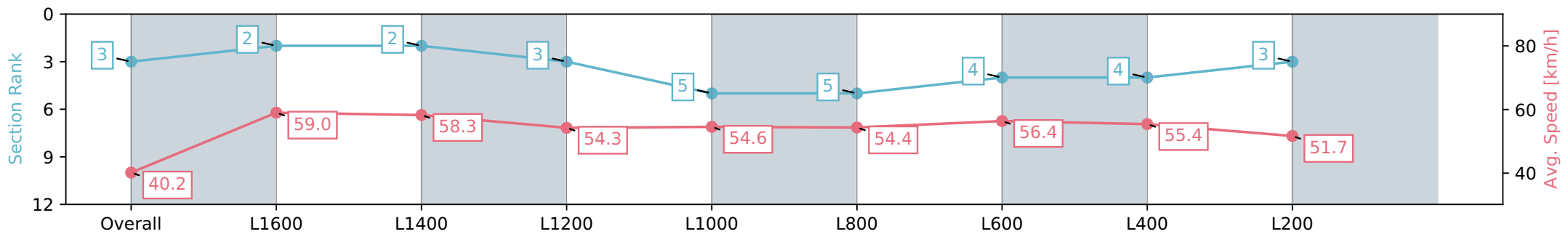
Race 1: Sportsbet Nobody Does It Easier Maiden Plate - 1722m

28 July 2024 - 1:00PM

Track Rating: Heavy 8, Weather: Overcast, Rail Position: +7m
800m-400m, +6m Remainder



Section	Overall	L1600	L1400	L1200	L1000	L800	L600	L400	L200
Section Times	1:55.12 [3] (0:10.90)	1:44.22 [2] (0:12.25)	1:31.97 [2] (0:12.34)	1:19.63 [3] (0:13.25)	1:06.38 [5] (0:13.26)	0:53.12 [5] (0:13.31)	0:39.81 [4] (0:12.84)	0:26.97 [4] (0:13.02)	0:13.95 [3] (0:13.95)
Average Speed [km/h]	40.2	59.0	58.3	54.3	54.6	54.4	56.4	55.4	51.7
Top Speed [km/h]	59.4	60.3	60.7	57.3	54.9	55.6	57.0	56.9	53.8
Avg. Dist. to Rail [m]	2.6	0.5	0.4	0.5	1.2	0.7	1.4	2.2	4.1
Avg. Stride Freq. [Hz]	2.3	2.4	2.3	2.3	2.2	2.2	2.3	2.3	2.2
Avg. Stride Length [m]	4.9	6.8	6.9	6.6	6.7	6.7	6.8	6.7	6.4



Report Created: Sun 28 July 2024 14:38:20 GMT+10 (Note: Timing is based on positional data)

- [] Ranking at each section and finish
- :-:- No data available at this section
- NA No data available

Horse/Jockey Name	SUPER INTELLIGENT/Caitlyn Munro
Finish Rank	4
Fastest Section Time (Section)	0:12.17 (L1600)
Top Speed [km/h] (Section)	60.1 (L1600)
Race State	Finished



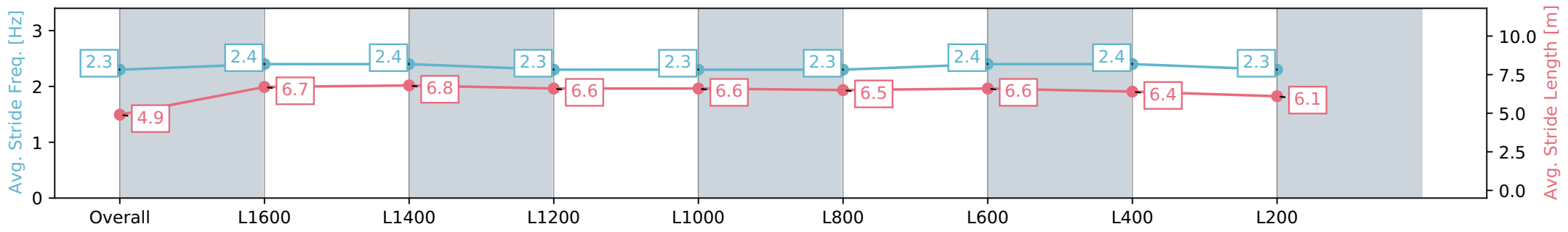
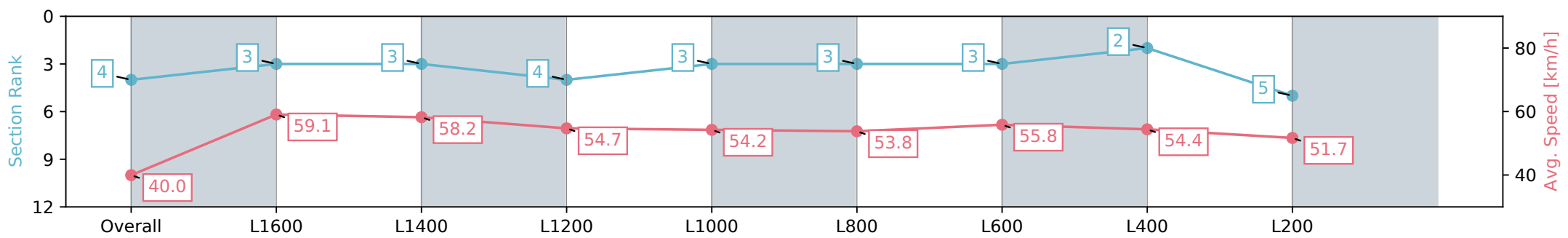
Sportsbet Gawler SA - Professional
 Race 1: Sportsbet Nobody Does It Easier Maiden Plate - 1722m

28 July 2024 - 1:00PM

Track Rating: Heavy 8, Weather: Overcast, Rail Position: +7m
 800m-400m, +6m Remainder



Section	Overall	L1600	L1400	L1200	L1000	L800	L600	L400	L200
Section Times	1:55.32 [4] (0:11.00)	1:44.32 [3] (0:12.17)	1:32.15 [3] (0:12.34)	1:19.81 [4] (0:13.14)	1:06.67 [3] (0:13.28)	0:53.39 [3] (0:13.28)	0:40.10 [3] (0:12.90)	0:27.20 [2] (0:13.23)	0:13.97 [5] (0:13.97)
Average Speed [km/h]	40.0	59.1	58.2	54.7	54.2	53.8	55.8	54.4	51.7
Top Speed [km/h]	59.8	60.1	60.0	57.3	54.9	55.4	56.3	56.5	54.1
Avg. Dist. to Rail [m]	2.4	0.5	0.6	0.6	0.4	0.9	0.7	0.9	1.6
Avg. Stride Freq. [Hz]	2.3	2.4	2.4	2.3	2.3	2.3	2.4	2.4	2.3
Avg. Stride Length [m]	4.9	6.7	6.8	6.6	6.6	6.5	6.6	6.4	6.1



Report Created: Sun 28 July 2024 14:38:24 GMT+10 (Note: Timing is based on positional data)

- [] Ranking at each section and finish
- :-:- No data available at this section
- NA No data available

Horse/Jockey Name	RELLEUM/Justin Potter
Finish Rank	5
Fastest Section Time (Section)	0:12.33 (L1600)
Top Speed [km/h] (Section)	61.5 (Overall)
Race State	Finished



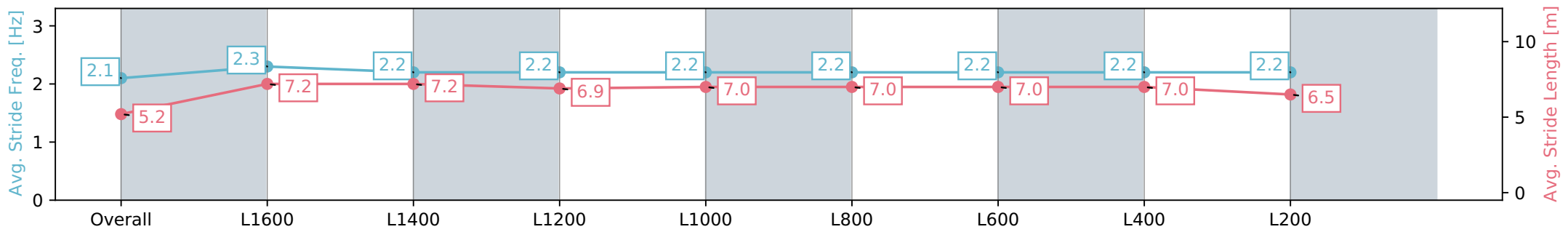
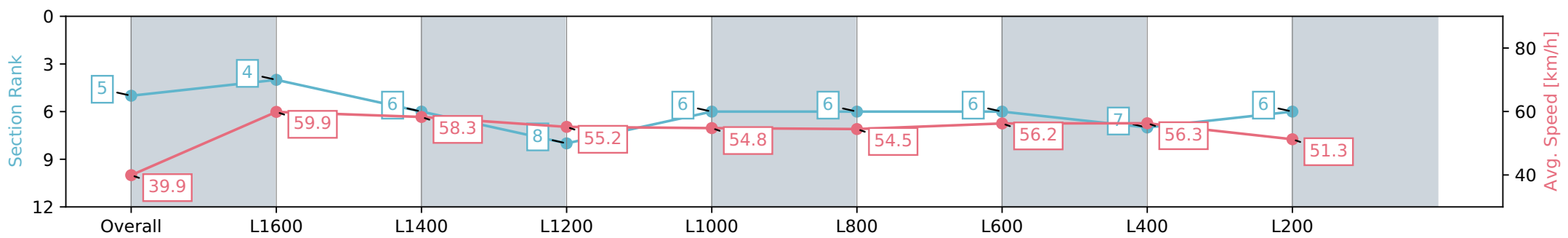
Sportsbet Gawler SA - Professional
 Race 1: Sportsbet Nobody Does It Easier Maiden Plate - 1722m



28 July 2024 - 1:00PM

Track Rating: Heavy 8, Weather: Overcast, Rail Position: +7m
 800m-400m, +6m Remainder

Section	Overall	L1600	L1400	L1200	L1000	L800	L600	L400	L200
Section Times	1:55.41 [5] (0:11.07)	1:44.34 [4] (0:12.33)	1:32.01 [6] (0:12.44)	1:19.57 [8] (0:13.05)	1:06.52 [6] (0:13.20)	0:53.32 [6] (0:13.40)	0:39.92 [6] (0:12.96)	0:26.96 [7] (0:12.93)	0:14.03 [6] (0:14.03)
Average Speed [km/h]	39.9	59.9	58.3	55.2	54.8	54.5	56.2	56.3	51.3
Top Speed [km/h]	61.5	61.4	59.6	57.7	55.3	55.7	57.2	57.5	54.3
Avg. Dist. to Rail [m]	8.4	4.9	2.8	1.6	1.9	1.7	3.2	4.6	6.3
Avg. Stride Freq. [Hz]	2.1	2.3	2.2	2.2	2.2	2.2	2.2	2.2	2.2
Avg. Stride Length [m]	5.2	7.2	7.2	6.9	7.0	7.0	7.0	7.0	6.5



[] Ranking at each section and finish
 -:-:- No data available at this section
 NA No data available

Horse/Jockey Name	NORMIE NO SHOW/Tala Hutchinson
Finish Rank	6
Fastest Section Time (Section)	0:12.09 (L1600)
Top Speed [km/h] (Section)	61.2 (L1600)
Race State	Finished



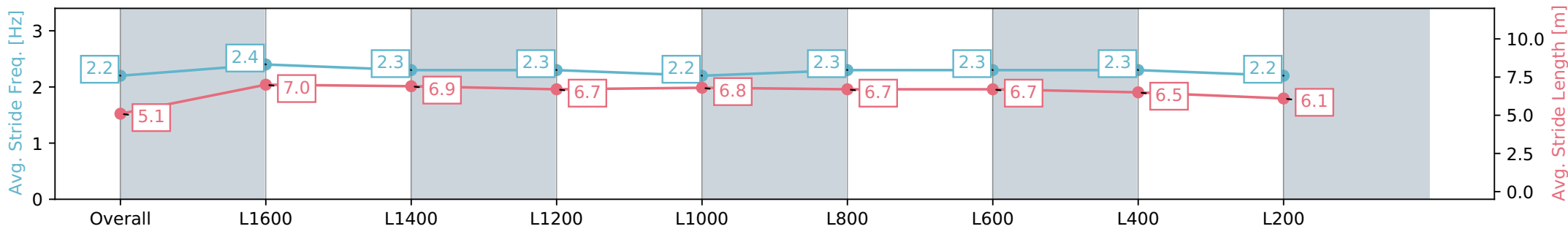
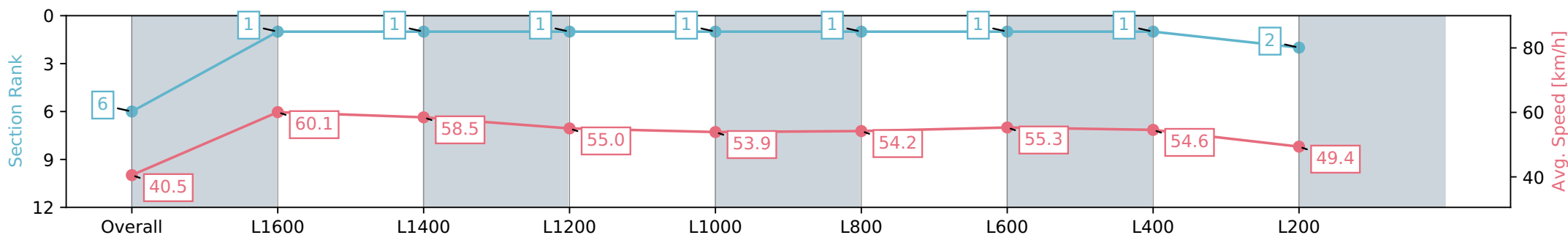
Sportsbet Gawler SA - Professional
 Race 1: Sportsbet Nobody Does It Easier Maiden Plate - 1722m

28 July 2024 - 1:00PM

Track Rating: Heavy 8, Weather: Overcast, Rail Position: +7m
 800m-400m, +6m Remainder



Section	Overall	L1600	L1400	L1200	L1000	L800	L600	L400	L200
Section Times	1:55.68 [6] (0:10.83)	1:44.85 [1] (0:12.09)	1:32.76 [1] (0:12.28)	1:20.48 [1] (0:13.11)	1:07.37 [1] (0:13.30)	0:54.07 [1] (0:13.25)	0:40.82 [1] (0:13.01)	0:27.81 [1] (0:13.26)	0:14.55 [2] (0:14.55)
Average Speed [km/h]	40.5	60.1	58.5	55.0	53.9	54.2	55.3	54.6	49.4
Top Speed [km/h]	61.0	61.2	61.0	57.2	54.5	55.3	55.6	55.4	52.7
Avg. Dist. to Rail [m]	3.9	1.8	0.5	0.7	0.5	0.5	0.7	0.8	0.1
Avg. Stride Freq. [Hz]	2.2	2.4	2.3	2.3	2.2	2.3	2.3	2.3	2.2
Avg. Stride Length [m]	5.1	7.0	6.9	6.7	6.8	6.7	6.7	6.5	6.1



Report Created: Sun 28 July 2024 14:38:31 GMT+10 (Note: Timing is based on positional data)

- [] Ranking at each section and finish
- :-:- No data available at this section
- NA No data available

Horse/Jockey Name	LOFONIA/Rochelle Milnes
Finish Rank	7
Fastest Section Time (Section)	0:12.08 (L1600)
Top Speed [km/h] (Section)	62.0 (L1400)
Race State	Finished



Sportsbet Gawler SA - Professional

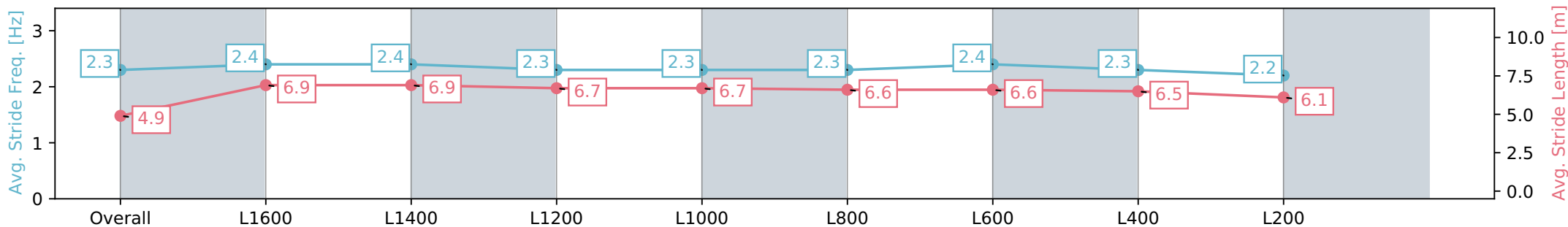
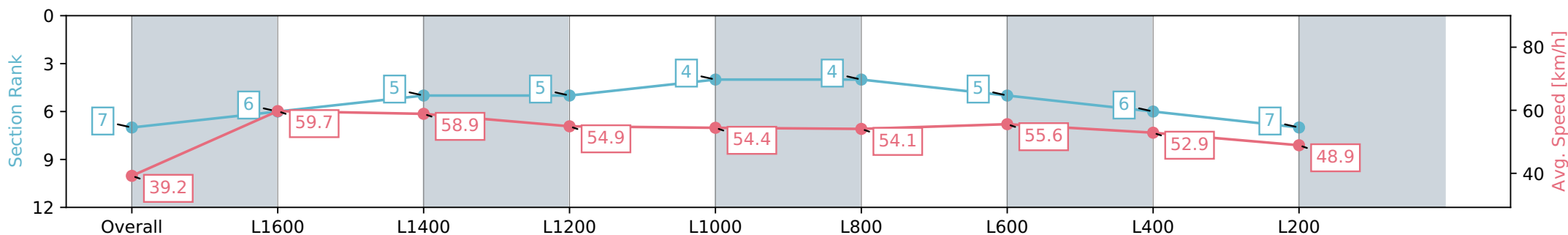
Race 1: Sportsbet Nobody Does It Easier Maiden Plate - 1722m

28 July 2024 - 1:00PM

Track Rating: Heavy 8, Weather: Overcast, Rail Position: +7m
800m-400m, +6m Remainder



Section	Overall	L1600	L1400	L1200	L1000	L800	L600	L400	L200
Section Times	1:56.83 [7] (0:11.17)	1:45.66 [6] (0:12.08)	1:33.58 [5] (0:12.32)	1:21.26 [5] (0:13.13)	1:08.13 [4] (0:13.26)	0:54.87 [4] (0:13.42)	0:41.45 [5] (0:13.04)	0:28.41 [6] (0:13.66)	0:14.75 [7] (0:14.75)
Average Speed [km/h]	39.2	59.7	58.9	54.9	54.4	54.1	55.6	52.9	48.9
Top Speed [km/h]	60.4	61.0	62.0	57.0	55.4	55.5	56.7	55.5	50.4
Avg. Dist. to Rail [m]	3.5	0.8	2.1	2.9	2.6	0.9	1.6	2.8	2.5
Avg. Stride Freq. [Hz]	2.3	2.4	2.4	2.3	2.3	2.3	2.4	2.3	2.2
Avg. Stride Length [m]	4.9	6.9	6.9	6.7	6.7	6.6	6.6	6.5	6.1



Report Created: Sun 28 July 2024 14:38:34 GMT+10 (Note: Timing is based on positional data)

- [] Ranking at each section and finish
- :-:- No data available at this section
- NA No data available

Horse/Jockey Name	IVA DREAM/Teagan Voorham
Finish Rank	8
Fastest Section Time (Section)	0:12.18 (L1600)
Top Speed [km/h] (Section)	60.1 (Overall)
Race State	Finished



Sportsbet Gawler SA - Professional

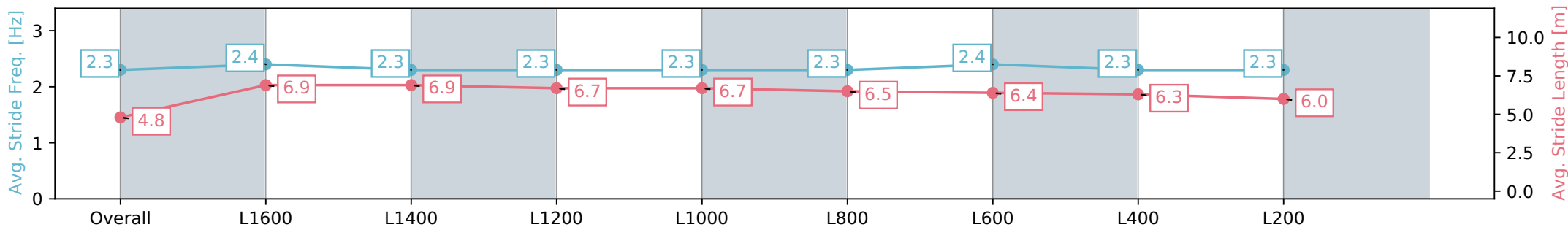
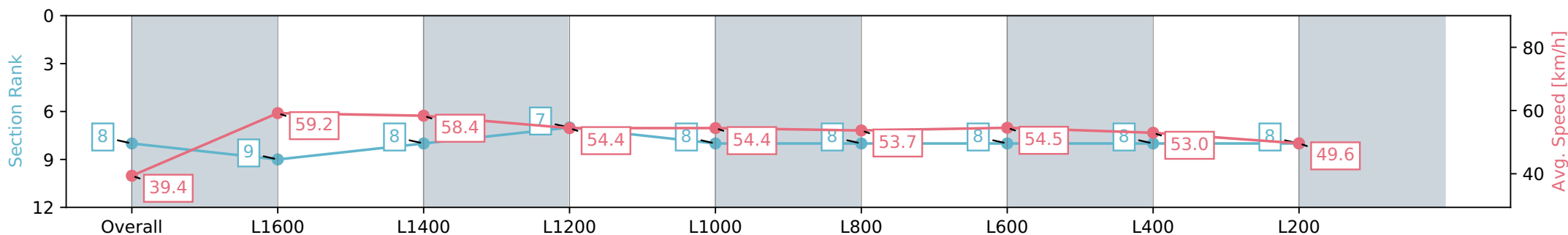
Race 1: Sportsbet Nobody Does It Easier Maiden Plate - 1722m

28 July 2024 - 1:00PM

Track Rating: Heavy 8, Weather: Overcast, Rail Position: +7m
800m-400m, +6m Remainder



Section	Overall	L1600	L1400	L1200	L1000	L800	L600	L400	L200
Section Times	1:57.26 [8] (0:11.22)	1:46.04 [9] (0:12.18)	1:33.86 [8] (0:12.37)	1:21.49 [7] (0:13.20)	1:08.29 [8] (0:13.24)	0:55.05 [8] (0:13.56)	0:41.49 [8] (0:13.28)	0:28.21 [8] (0:13.67)	0:14.54 [8] (0:14.54)
Average Speed [km/h]	39.4	59.2	58.4	54.4	54.4	53.7	54.5	53.0	49.6
Top Speed [km/h]	60.1	59.8	59.6	57.6	55.0	54.5	56.1	54.5	51.5
Avg. Dist. to Rail [m]	4.0	0.5	0.8	0.9	1.2	1.4	1.8	3.3	4.6
Avg. Stride Freq. [Hz]	2.3	2.4	2.3	2.3	2.3	2.3	2.4	2.3	2.3
Avg. Stride Length [m]	4.8	6.9	6.9	6.7	6.7	6.5	6.4	6.3	6.0



Report Created: Sun 28 July 2024 14:38:38 GMT+10 (Note: Timing is based on positional data)

- [] Ranking at each section and finish
- :-:- No data available at this section
- NA No data available

Horse/Jockey Name	AMAZES/Alan Lai
Finish Rank	9
Fastest Section Time (Section)	0:12.43 (L1600)
Top Speed [km/h] (Section)	61.5 (L1600)
Race State	Finished



Sportsbet Gawler SA - Professional

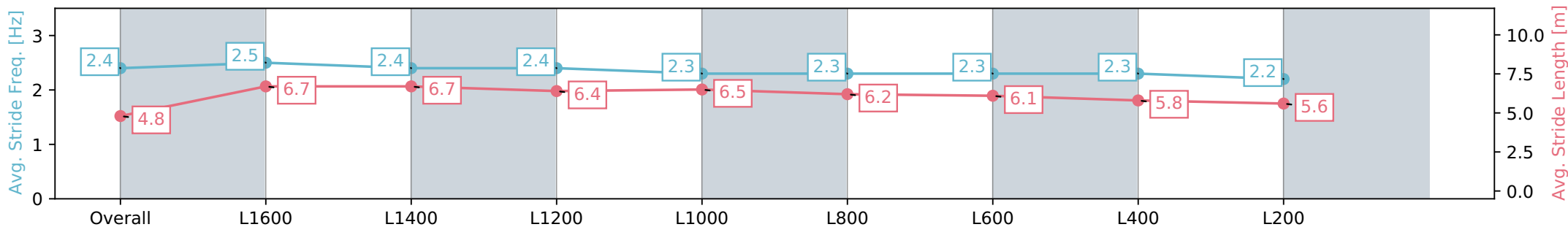
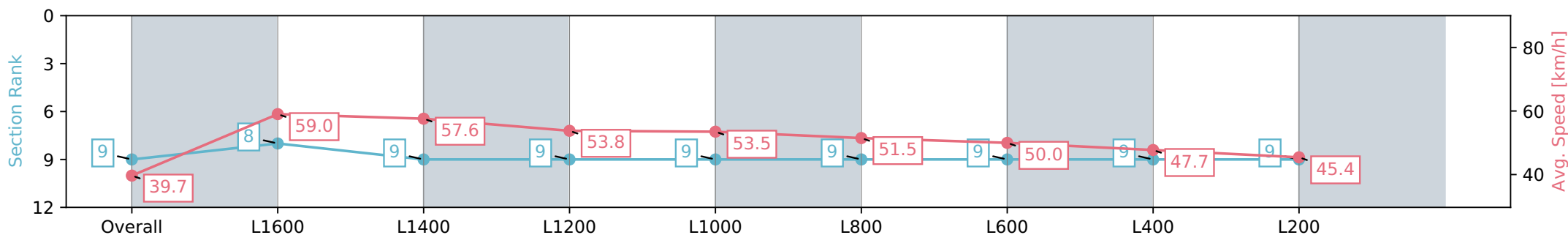
Race 1: Sportsbet Nobody Does It Easier Maiden Plate - 1722m

28 July 2024 - 1:00PM

Track Rating: Heavy 8, Weather: Overcast, Rail Position: +7m
800m-400m, +6m Remainder



Section	Overall	L1600	L1400	L1200	L1000	L800	L600	L400	L200
Section Times	2:02.82 [9] (0:11.18)	1:51.64 [8] (0:12.43)	1:39.21 [9] (0:12.62)	1:26.59 [9] (0:13.37)	1:13.22 [9] (0:13.57)	0:59.64 [9] (0:14.18)	0:45.46 [9] (0:14.43)	0:31.03 [9] (0:15.15)	0:15.88 [9] (0:15.88)
Average Speed [km/h]	39.7	59.0	57.6	53.8	53.5	51.5	50.0	47.7	45.4
Top Speed [km/h]	61.0	61.5	59.9	56.6	55.1	53.8	51.8	51.0	46.7
Avg. Dist. to Rail [m]	7.1	3.8	2.7	2.4	2.9	2.1	0.9	2.5	4.2
Avg. Stride Freq. [Hz]	2.4	2.5	2.4	2.4	2.3	2.3	2.3	2.3	2.2
Avg. Stride Length [m]	4.8	6.7	6.7	6.4	6.5	6.2	6.1	5.8	5.6



Report Created: Sun 28 July 2024 14:38:41 GMT+10 (Note: Timing is based on positional data)

- [] Ranking at each section and finish
- :-:- No data available at this section
- NA No data available