



RACINGSA

Sportsbet Gawler SA

Race 5: Contract Engineering Rating 0-58 Handicap - 1709m

17 July 2024 - 1:55PM



Track Rating: Heavy 9, Weather: Overcast, Rail Position: +3m 1700m-400m incl Chutes,
True Remainder

Section Field Times							Overall	L1600	L1400	L1200	L1000	L800	
							1:51.47 (0:09.35)	1:42.12 (0:11.91)	1:30.21 (0:11.95)	1:18.26 (0:12.20)	1:06.06 (0:12.47)	0:53.57 (0:12.94)	
Position	#	Horse/Jockey	Barrier	Top Speed [km/h]	Fastest Section	First 400m							Distance Travelled From Winner [m]
1	1	CAPRICORN RIDGE Jacob Opperman	2	62.1 1800-1600	0:11.81 1600-1400	0:27.06	1:51.47 (0:09.82)	1:41.65 [7] (0:11.81)	1:29.84 [4] (0:12.06)	1:17.78 [4] (0:12.12)	1:05.66 [4] (0:12.43)	0:53.23 [4] (0:12.69)	
2	3	JAMROCK Tala Hutchinson	1	61.5 1600-1400	0:11.99 1600-1400	0:26.87	1:51.83 (0:09.45)	1:42.38 [2] (0:11.99)	1:30.39 [3] (0:12.07)	1:18.32 [3] (0:12.11)	1:06.21 [3] (0:12.54)	0:53.67 [3] (0:12.90)	-6
3	4	MASTER OF CEREMONY Samuel Payne	4	61.2 1400-1200	0:11.98 1400-1200	0:27.19	1:52.73 (0:09.76)	1:42.97 [5] (0:12.04)	1:30.93 [5] (0:11.98)	1:18.95 [5] (0:12.21)	1:06.74 [5] (0:12.48)	0:54.26 [5] (0:12.87)	-5
4	2	HEADSMART Adam McCabe	8	60.6 1400-1200	0:12.08 1400-1200	0:27.30	1:52.95 (0:09.76)	1:43.19 [4] (0:12.12)	1:31.07 [6] (0:12.08)	1:18.99 [6] (0:12.21)	1:06.78 [6] (0:12.55)	0:54.23 [6] (0:12.79)	+1
5	9	MAKE IT A DOUBLE Emily Finnegan	5	62.5 1600-1400	0:11.94 1600-1400	0:26.78	1:52.99 (0:09.48)	1:43.51 [3] (0:11.94)	1:31.57 [2] (0:11.98)	1:19.59 [2] (0:12.16)	1:07.43 [2] (0:12.51)	0:54.92 [2] (0:12.89)	+0
6	10	GETOUTTHEWAY Stacey Metcalfe	12	60.9 1600-1400	0:12.11 1400-1200	0:27.88	1:53.31 (0:10.16)	1:43.15 [9] (0:12.25)	1:30.90 [9] (0:12.11)	1:18.79 [9] (0:12.35)	1:06.44 [9] (0:12.45)	0:53.99 [9] (0:13.02)	-2
7	6	COVERED CALL Caitlyn Munro	10	61.2 1600-1400	0:12.08 1400-1200	0:27.56	1:53.62 (0:09.79)	1:43.83 [6] (0:12.34)	1:31.49 [7] (0:12.08)	1:19.41 [8] (0:12.24)	1:07.17 [8] (0:12.54)	0:54.63 [8] (0:12.91)	+3
8	7	SASUN Rochelle Milnes	9	60.7 1400-1200	0:12.01 1400-1200	0:27.61	1:53.66 (0:09.94)	1:43.72 [8] (0:12.25)	1:31.47 [8] (0:12.01)	1:19.46 [7] (0:12.25)	1:07.21 [7] (0:12.46)	0:54.75 [7] (0:12.94)	-6
9	8	FLIGHT DECK Dom Tournour	3	61.7 1400-1200	0:11.91 1600-1400	0:26.60	1:53.73 (0:09.34)	1:44.39 [1] (0:11.91)	1:32.48 [1] (0:11.96)	1:20.52 [1] (0:12.20)	1:08.32 [1] (0:12.47)	0:55.85 [1] (0:12.95)	-4

Scratched: Monseagle (#5), Namadji (#11), Cork Harbour (#12)

- [] Position in running at each section and finish # Saddle cloth number
- :-:- No data available at this section DNF Did not finish
- NA No data available DNT Did not track
- █ Background shading for fastest section



RACINGSA

Sportsbet Gawler SA

Race 5: Contract Engineering Rating 0-58 Handicap - 1709m

17 July 2024 - 1:55PM

Track Rating: Heavy 9, Weather: Overcast, Rail Position: +3m 1700m-400m incl Chutes,
True Remainder



Section Field Times

L600 0:40.64 (0:13.25)
L400 0:27.39 (0:13.23)
L200 0:14.17 (0:14.17)

Position	#	Horse/Jockey	Barrier	Top Speed [km/h]	Fastest Section	First 400m	L600	L400	L200	Margin	Distance Travelled From Winner [m]
1	1	CAPRICORN RIDGE Jacob Opperman	2	62.1 1800-1600	0:11.81 1600-1400	0:27.06	0:40.54 [2] (0:13.14)	0:27.40 [1] (0:13.23)	0:14.17 [1] (0:14.17)	1:51.47	
2	3	JAMROCK Tala Hutchinson	1	61.5 1600-1400	0:11.99 1600-1400	0:26.87	0:40.77 [4] (0:13.23)	0:27.54 [3] (0:13.43)	0:14.11 [2] (0:14.11)	2.0L	-6
3	4	MASTER OF CEREMONY Samuel Payne	4	61.2 1400-1200	0:11.98 1400-1200	0:27.19	0:41.39 [5] (0:13.19)	0:28.20 [5] (0:13.45)	0:14.75 [3] (0:14.75)	7.0L	-5
4	2	HEADSMART Adam McCabe	8	60.6 1400-1200	0:12.08 1400-1200	0:27.30	0:41.44 [6] (0:13.14)	0:28.30 [6] (0:13.55)	0:14.75 [5] (0:14.75)	8.2L	+1
5	9	MAKE IT A DOUBLE Emily Finnegan	5	62.5 1600-1400	0:11.94 1600-1400	0:26.78	0:42.03 [3] (0:13.40)	0:28.63 [4] (0:13.84)	0:14.79 [5] (0:14.79)	8.4L	+0
6	10	GETOUTTHEWAY Stacey Metcalfe	12	60.9 1600-1400	0:12.11 1400-1200	0:27.88	0:40.97 [9] (0:13.13)	0:27.84 [9] (0:13.24)	0:14.60 [8] (0:14.60)	10.2L	-2
7	6	COVERED CALL Caitlyn Munro	10	61.2 1600-1400	0:12.08 1400-1200	0:27.56	0:41.72 [8] (0:13.16)	0:28.56 [7] (0:13.57)	0:14.98 [7] (0:14.98)	12.0L	+3
8	7	SASUN Rochelle Milnes	9	60.7 1400-1200	0:12.01 1400-1200	0:27.61	0:41.81 [7] (0:13.31)	0:28.50 [8] (0:13.67)	0:14.83 [9] (0:14.83)	12.2L	-6
9	8	FLIGHT DECK Dom Tournour	3	61.7 1400-1200	0:11.91 1600-1400	0:26.60	0:42.90 [1] (0:13.28)	0:29.61 [2] (0:14.06)	0:15.55 [4] (0:15.55)	12.5L	-4

Scratched: Monseagle (#5), Namadji (#11), Cork Harbour (#12)

- [] Position in running at each section and finish
- # Saddle cloth number
- :-:- No data available at this section
- DNF Did not finish
- NA No data available
- DNT Did not track
- █ Background shading for fastest section

Horse/Jockey Name	CAPRICORN RIDGE/Jacob Opperman
Finish Rank	1
Fastest Section Time (Section)	0:11.81 (L1600)
Top Speed [km/h] (Section)	62.1 (Overall)
Race State	Finished



Sportsbet Gawler SA - Professional

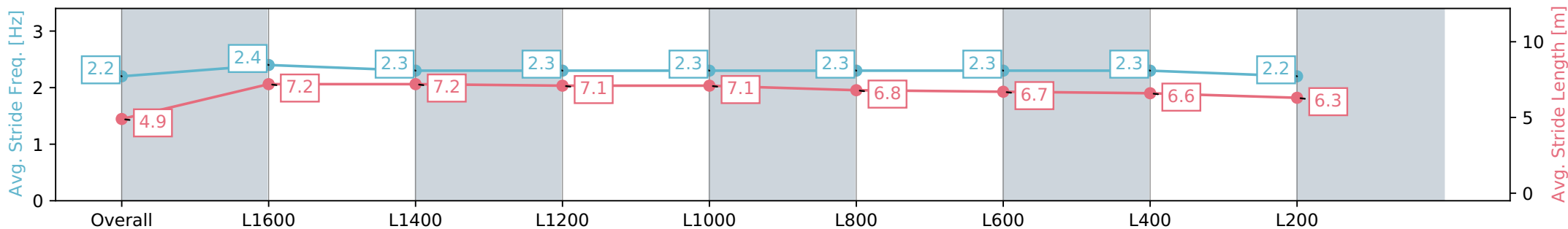
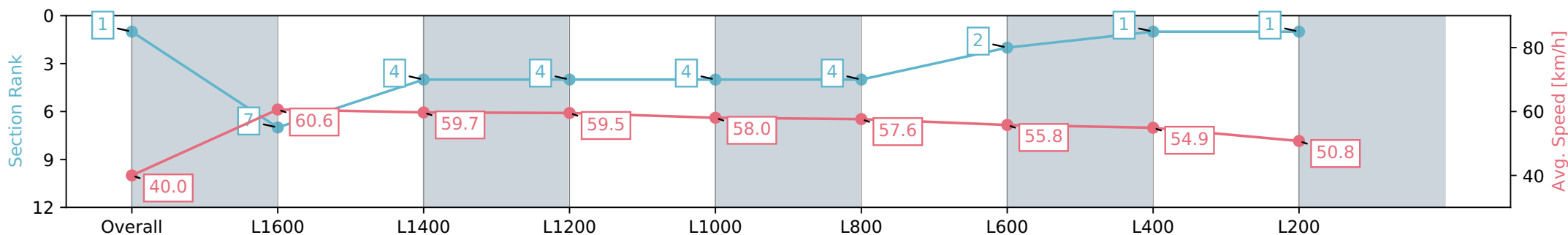
Race 5: Contract Engineering Rating 0-58 Handicap - 1709m

17 July 2024 - 1:55PM

Track Rating: Heavy 9, Weather: Overcast, Rail Position: +3m
1700m-400m incl Chutes, True Remainder



Section	Overall	L1600	L1400	L1200	L1000	L800	L600	L400	L200
Section Times	1:51.47 [1] (0:09.82)	1:41.65 [7] (0:11.81)	1:29.84 [4] (0:12.06)	1:17.78 [4] (0:12.12)	1:05.66 [4] (0:12.43)	0:53.23 [4] (0:12.69)	0:40.54 [2] (0:13.14)	0:27.40 [1] (0:13.23)	0:14.17 [1] (0:14.17)
Average Speed [km/h]	40.0	60.6	59.7	59.5	58.0	57.6	55.8	54.9	50.8
Top Speed [km/h]	62.1	62.0	60.9	60.0	59.0	58.5	56.8	55.5	53.0
Avg. Dist. to Rail [m]	2.2	0.9	0.9	0.8	1.5	2.4	3.8	3.2	3.3
Avg. Stride Freq. [Hz]	2.2	2.4	2.3	2.3	2.3	2.3	2.3	2.3	2.2
Avg. Stride Length [m]	4.9	7.2	7.2	7.1	7.1	6.8	6.7	6.6	6.3



- [] Ranking at each section and finish
- :-:- No data available at this section
- NA No data available

Horse/Jockey Name	JAMROCK/Tala Hutchinson
Finish Rank	2
Fastest Section Time (Section)	0:11.99 (L1600)
Top Speed [km/h] (Section)	61.5 (L1600)
Race State	Finished



Sportsbet Gawler SA - Professional

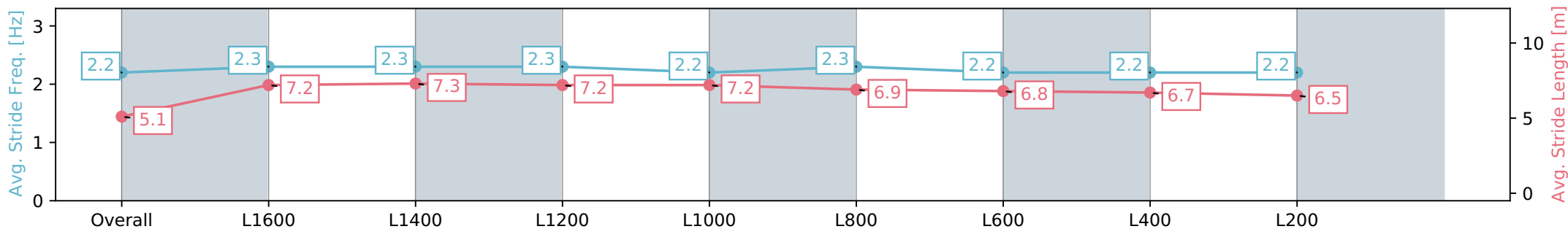
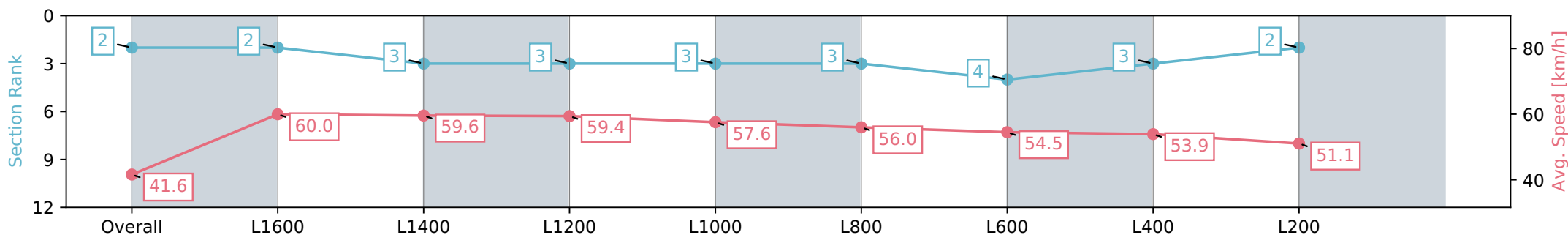
Race 5: Contract Engineering Rating 0-58 Handicap - 1709m

17 July 2024 - 1:55PM

Track Rating: Heavy 9, Weather: Overcast, Rail Position: +3m
1700m-400m incl Chutes, True Remainder



Section	Overall	L1600	L1400	L1200	L1000	L800	L600	L400	L200
Section Times	1:51.83 [2] (0:09.45)	1:42.38 [2] (0:11.99)	1:30.39 [3] (0:12.07)	1:18.32 [3] (0:12.11)	1:06.21 [3] (0:12.54)	0:53.67 [3] (0:12.90)	0:40.77 [4] (0:13.23)	0:27.54 [3] (0:13.43)	0:14.11 [2] (0:14.11)
Average Speed [km/h]	41.6	60.0	59.6	59.4	57.6	56.0	54.5	53.9	51.1
Top Speed [km/h]	59.8	61.5	61.4	60.1	58.4	57.0	55.7	54.6	53.0
Avg. Dist. to Rail [m]	2.2	0.3	0.3	0.1	0.4	0.3	1.0	1.5	0.2
Avg. Stride Freq. [Hz]	2.2	2.3	2.3	2.3	2.2	2.3	2.2	2.2	2.2
Avg. Stride Length [m]	5.1	7.2	7.3	7.2	7.2	6.9	6.8	6.7	6.5



Report Created: Wed 17 July 2024 14:50:32 GMT+10 (Note: Timing is based on positional data)

- [] Ranking at each section and finish
- :-:- No data available at this section
- NA No data available

Horse/Jockey Name	MASTER OF CEREMONY/Samuel Payne
Finish Rank	3
Fastest Section Time (Section)	0:11.98 (L1400)
Top Speed [km/h] (Section)	61.2 (L1400)
Race State	Finished



Sportsbet Gawler SA - Professional

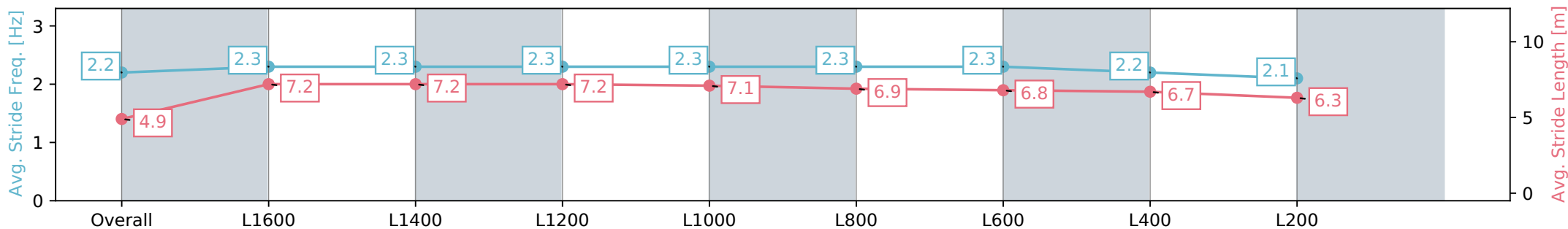
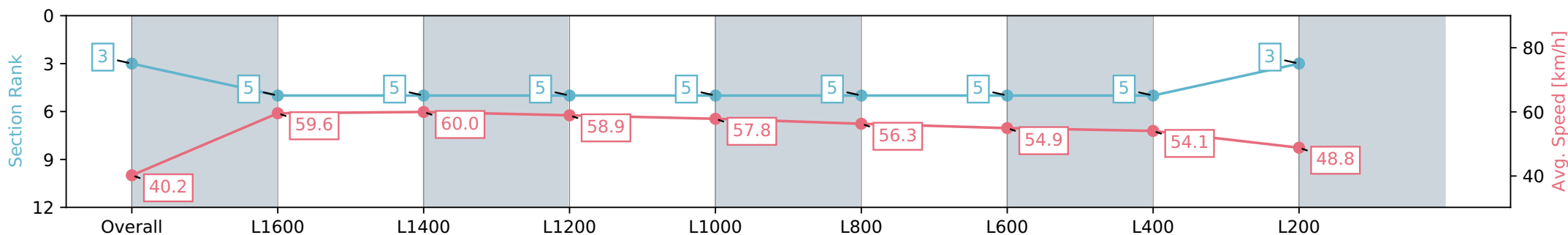
Race 5: Contract Engineering Rating 0-58 Handicap - 1709m

17 July 2024 - 1:55PM

Track Rating: Heavy 9, Weather: Overcast, Rail Position: +3m
1700m-400m incl Chutes, True Remainder



Section	Overall	L1600	L1400	L1200	L1000	L800	L600	L400	L200
Section Times	1:52.73 [3] (0:09.76)	1:42.97 [5] (0:12.04)	1:30.93 [5] (0:11.98)	1:18.95 [5] (0:12.21)	1:06.74 [5] (0:12.48)	0:54.26 [5] (0:12.87)	0:41.39 [5] (0:13.19)	0:28.20 [5] (0:13.45)	0:14.75 [3] (0:14.75)
Average Speed [km/h]	40.2	59.6	60.0	58.9	57.8	56.3	54.9	54.1	48.8
Top Speed [km/h]	59.5	61.2	61.2	59.7	58.8	57.2	55.9	55.8	52.3
Avg. Dist. to Rail [m]	1.6	0.9	0.3	0.1	0.5	0.7	2.0	4.8	4.2
Avg. Stride Freq. [Hz]	2.2	2.3	2.3	2.3	2.3	2.3	2.3	2.2	2.1
Avg. Stride Length [m]	4.9	7.2	7.2	7.2	7.1	6.9	6.8	6.7	6.3



Report Created: Wed 17 July 2024 14:50:36 GMT+10 (Note: Timing is based on positional data)

- [] Ranking at each section and finish
- :-:- No data available at this section
- NA No data available

Horse/Jockey Name	HEADSMART/Adam McCabe
Finish Rank	4
Fastest Section Time (Section)	0:12.08 (L1400)
Top Speed [km/h] (Section)	60.6 (L1400)
Race State	Finished



Sportsbet Gawler SA - Professional

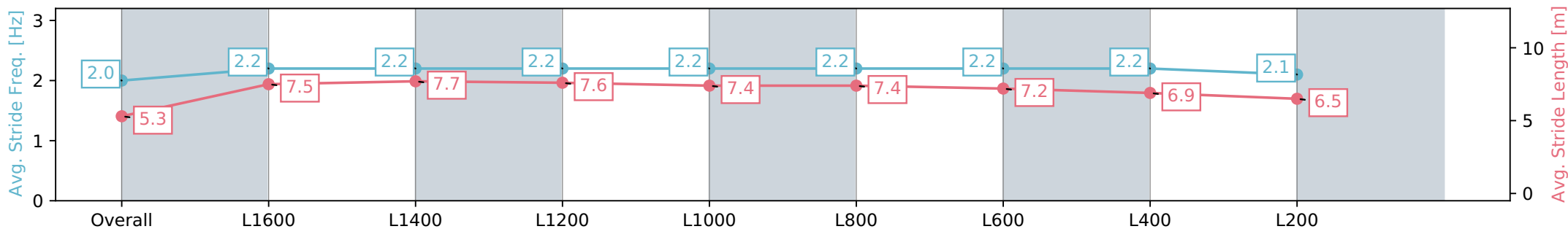
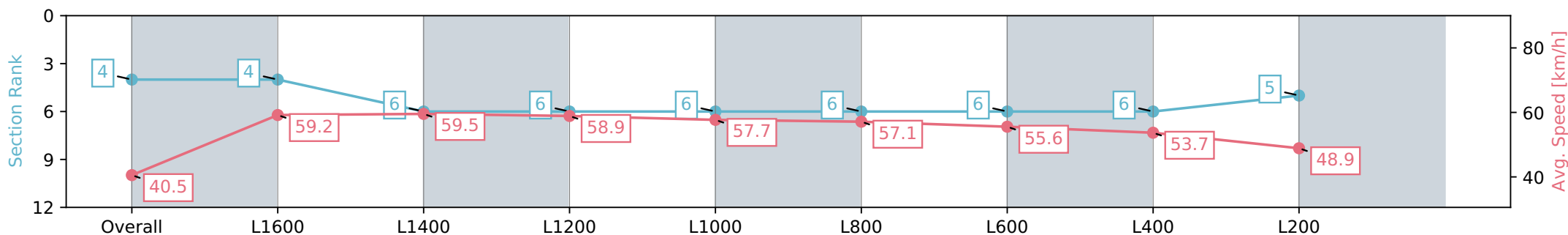
Race 5: Contract Engineering Rating 0-58 Handicap - 1709m

17 July 2024 - 1:55PM

Track Rating: Heavy 9, Weather: Overcast, Rail Position: +3m
1700m-400m incl Chutes, True Remainder



Section	Overall	L1600	L1400	L1200	L1000	L800	L600	L400	L200
Section Times	1:52.95 [4] (0:09.76)	1:43.19 [4] (0:12.12)	1:31.07 [6] (0:12.08)	1:18.99 [6] (0:12.21)	1:06.78 [6] (0:12.55)	0:54.23 [6] (0:12.79)	0:41.44 [6] (0:13.14)	0:28.30 [6] (0:13.55)	0:14.75 [5] (0:14.75)
Average Speed [km/h]	40.5	59.2	59.5	58.9	57.7	57.1	55.6	53.7	48.9
Top Speed [km/h]	58.9	60.1	60.6	59.6	59.3	58.1	57.1	55.2	52.3
Avg. Dist. to Rail [m]	3.2	1.0	0.3	0.4	1.4	2.2	3.7	6.0	6.1
Avg. Stride Freq. [Hz]	2.0	2.2	2.2	2.2	2.2	2.2	2.2	2.2	2.1
Avg. Stride Length [m]	5.3	7.5	7.7	7.6	7.4	7.4	7.2	6.9	6.5



Report Created: Wed 17 July 2024 14:50:39 GMT+10 (Note: Timing is based on positional data)

- [] Ranking at each section and finish
- :-:- No data available at this section
- NA No data available

Horse/Jockey Name	MAKE IT A DOUBLE/Emily Finnegan
Finish Rank	5
Fastest Section Time (Section)	0:11.94 (L1600)
Top Speed [km/h] (Section)	62.5 (L1600)
Race State	Finished



Sportsbet Gawler SA - Professional

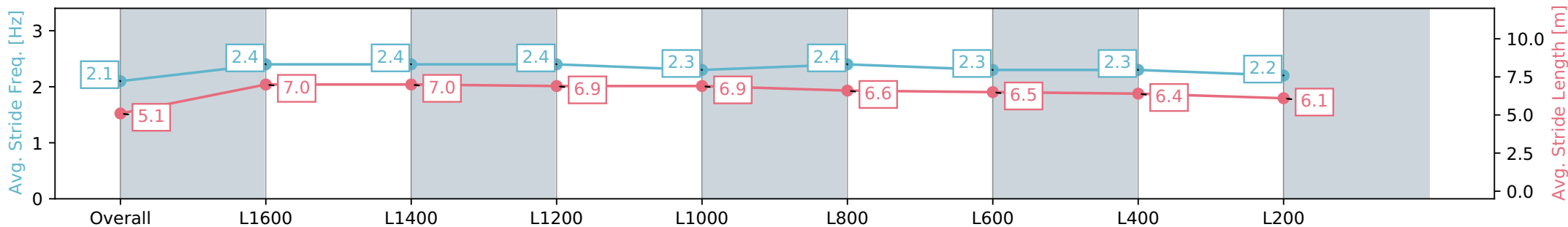
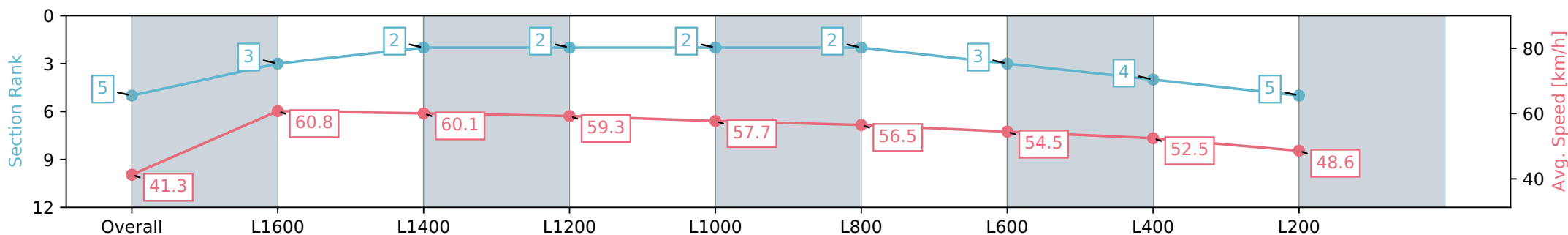
Race 5: Contract Engineering Rating 0-58 Handicap - 1709m

17 July 2024 - 1:55PM

Track Rating: Heavy 9, Weather: Overcast, Rail Position: +3m
1700m-400m incl Chutes, True Remainder



Section	Overall	L1600	L1400	L1200	L1000	L800	L600	L400	L200
Section Times	1:52.99 [5] (0:09.48)	1:43.51 [3] (0:11.94)	1:31.57 [2] (0:11.98)	1:19.59 [2] (0:12.16)	1:07.43 [2] (0:12.51)	0:54.92 [2] (0:12.89)	0:42.03 [3] (0:13.40)	0:28.63 [4] (0:13.84)	0:14.79 [5] (0:14.79)
Average Speed [km/h]	41.3	60.8	60.1	59.3	57.7	56.5	54.5	52.5	48.6
Top Speed [km/h]	59.2	62.5	61.6	60.3	58.4	57.3	56.4	53.9	51.3
Avg. Dist. to Rail [m]	3.0	1.2	1.0	0.9	1.4	1.7	2.9	3.5	2.0
Avg. Stride Freq. [Hz]	2.1	2.4	2.4	2.4	2.3	2.4	2.3	2.3	2.2
Avg. Stride Length [m]	5.1	7.0	7.0	6.9	6.9	6.6	6.5	6.4	6.1



Report Created: Wed 17 July 2024 14:50:43 GMT+10 (Note: Timing is based on positional data)

- [] Ranking at each section and finish
- :-:- No data available at this section
- NA No data available

Horse/Jockey Name	GETOUTTHEWAY/Stacey Metcalfe
Finish Rank	6
Fastest Section Time (Section)	0:12.11 (L1400)
Top Speed [km/h] (Section)	60.9 (L1600)
Race State	Finished



Sportsbet Gawler SA - Professional

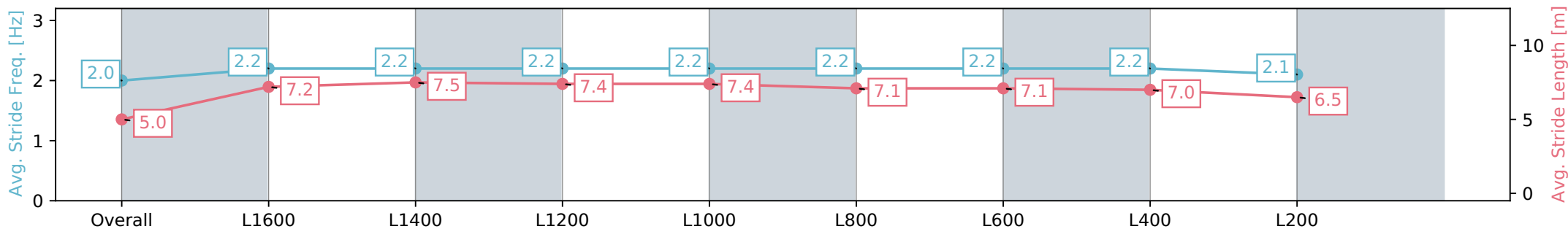
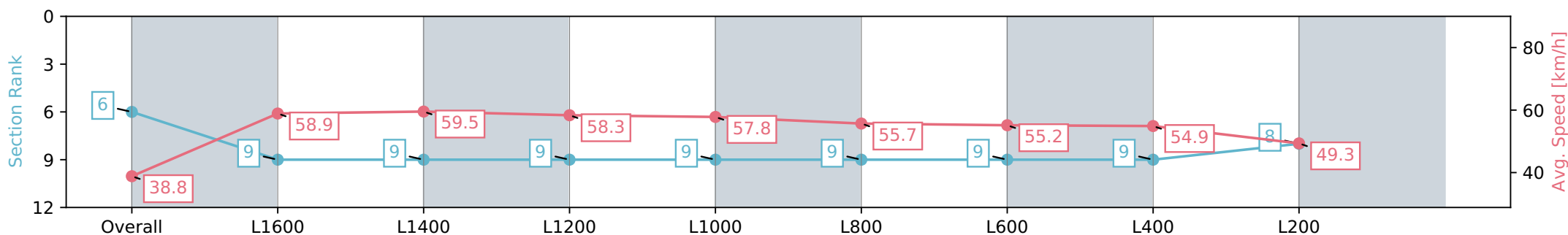
Race 5: Contract Engineering Rating 0-58 Handicap - 1709m

17 July 2024 - 1:55PM

Track Rating: Heavy 9, Weather: Overcast, Rail Position: +3m
1700m-400m incl Chutes, True Remainder



Section	Overall	L1600	L1400	L1200	L1000	L800	L600	L400	L200
Section Times	1:53.31 [6] (0:10.16)	1:43.15 [9] (0:12.25)	1:30.90 [9] (0:12.11)	1:18.79 [9] (0:12.35)	1:06.44 [9] (0:12.45)	0:53.99 [9] (0:13.02)	0:40.97 [9] (0:13.13)	0:27.84 [9] (0:13.24)	0:14.60 [8] (0:14.60)
Average Speed [km/h]	38.8	58.9	59.5	58.3	57.8	55.7	55.2	54.9	49.3
Top Speed [km/h]	58.6	60.9	60.2	59.7	58.8	56.5	55.7	55.8	52.9
Avg. Dist. to Rail [m]	6.0	0.9	1.1	0.8	1.1	0.7	1.8	4.5	5.8
Avg. Stride Freq. [Hz]	2.0	2.2	2.2	2.2	2.2	2.2	2.2	2.2	2.1
Avg. Stride Length [m]	5.0	7.2	7.5	7.4	7.4	7.1	7.1	7.0	6.5



- [] Ranking at each section and finish
- :-:- No data available at this section
- NA No data available

Horse/Jockey Name	COVERED CALL/Caitlyn Munro
Finish Rank	7
Fastest Section Time (Section)	0:12.08 (L1400)
Top Speed [km/h] (Section)	61.2 (L1600)
Race State	Finished



Sportsbet Gawler SA - Professional

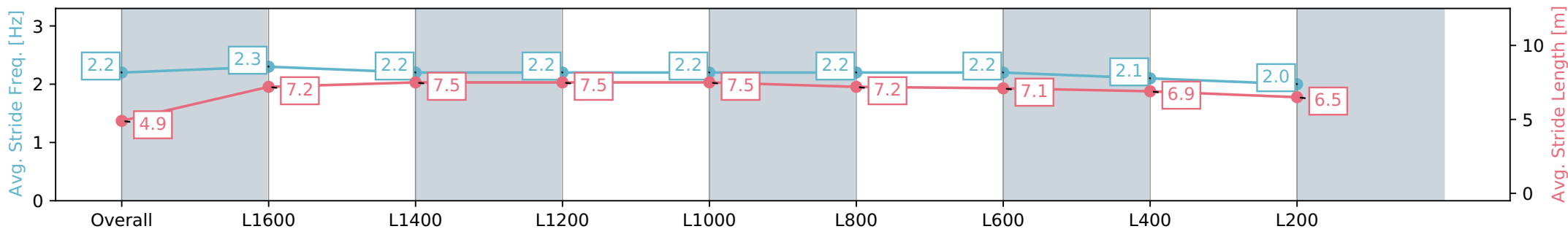
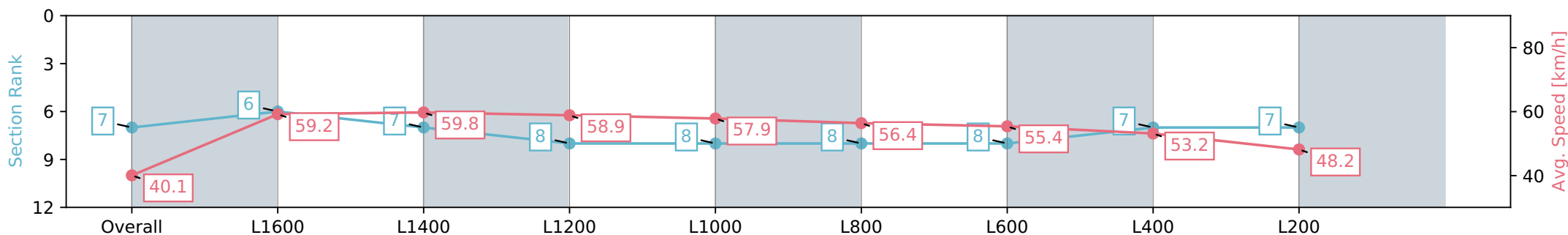
Race 5: Contract Engineering Rating 0-58 Handicap - 1709m

17 July 2024 - 1:55PM

Track Rating: Heavy 9, Weather: Overcast, Rail Position: +3m
1700m-400m incl Chutes, True Remainder



Section	Overall	L1600	L1400	L1200	L1000	L800	L600	L400	L200
Section Times	1:53.62 [7] (0:09.79)	1:43.83 [6] (0:12.34)	1:31.49 [7] (0:12.08)	1:19.41 [8] (0:12.24)	1:07.17 [8] (0:12.54)	0:54.63 [8] (0:12.91)	0:41.72 [8] (0:13.16)	0:28.56 [7] (0:13.57)	0:14.98 [7] (0:14.98)
Average Speed [km/h]	40.1	59.2	59.8	58.9	57.9	56.4	55.4	53.2	48.2
Top Speed [km/h]	58.1	61.2	61.1	59.7	58.7	56.9	56.5	54.6	51.7
Avg. Dist. to Rail [m]	6.5	2.4	1.7	1.4	1.8	1.9	2.7	3.0	4.1
Avg. Stride Freq. [Hz]	2.2	2.3	2.2	2.2	2.2	2.2	2.2	2.1	2.0
Avg. Stride Length [m]	4.9	7.2	7.5	7.5	7.5	7.2	7.1	6.9	6.5



- [] Ranking at each section and finish
- :-:- No data available at this section
- NA No data available

Horse/Jockey Name	SASUN/Rochelle Milnes
Finish Rank	8
Fastest Section Time (Section)	0:12.01 (L1400)
Top Speed [km/h] (Section)	60.7 (L1400)
Race State	Finished



Sportsbet Gawler SA - Professional

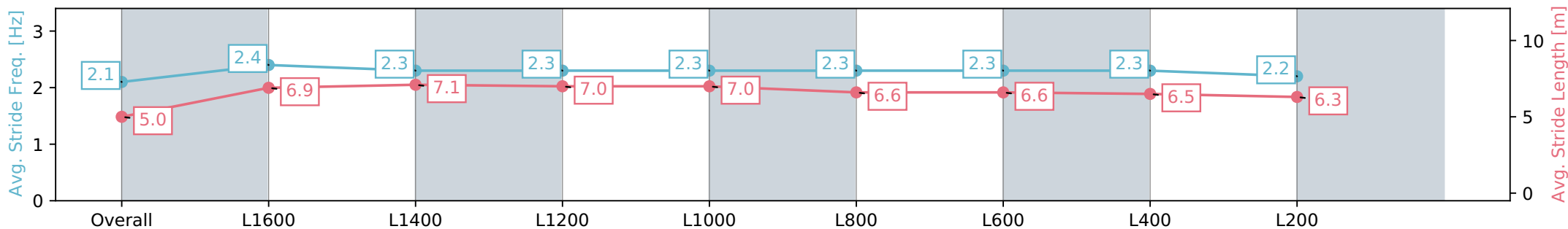
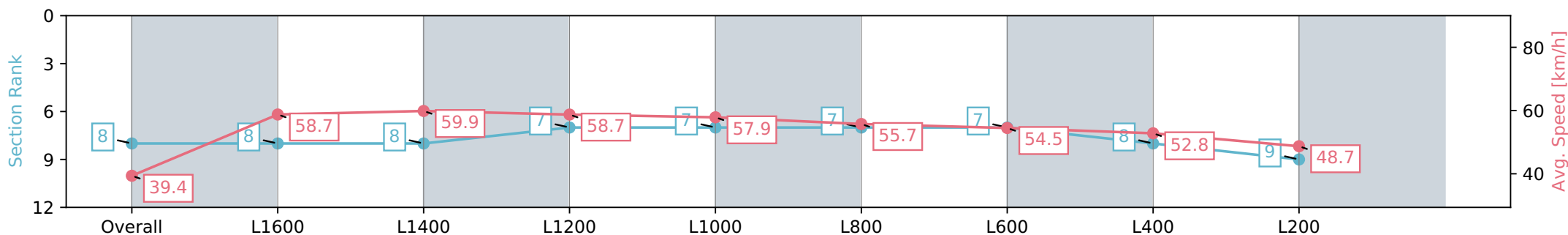
Race 5: Contract Engineering Rating 0-58 Handicap - 1709m

17 July 2024 - 1:55PM

Track Rating: Heavy 9, Weather: Overcast, Rail Position: +3m
1700m-400m incl Chutes, True Remainder



Section	Overall	L1600	L1400	L1200	L1000	L800	L600	L400	L200
Section Times	1:53.66 [8] (0:09.94)	1:43.72 [8] (0:12.25)	1:31.47 [8] (0:12.01)	1:19.46 [7] (0:12.25)	1:07.21 [7] (0:12.46)	0:54.75 [7] (0:12.94)	0:41.81 [7] (0:13.31)	0:28.50 [8] (0:13.67)	0:14.83 [9] (0:14.83)
Average Speed [km/h]	39.4	58.7	59.9	58.7	57.9	55.7	54.5	52.8	48.7
Top Speed [km/h]	57.3	60.6	60.7	59.5	59.1	56.9	55.5	53.5	51.7
Avg. Dist. to Rail [m]	4.9	0.9	0.3	0.6	0.3	0.3	1.6	2.1	2.7
Avg. Stride Freq. [Hz]	2.1	2.4	2.3	2.3	2.3	2.3	2.3	2.3	2.2
Avg. Stride Length [m]	5.0	6.9	7.1	7.0	7.0	6.6	6.6	6.5	6.3



Report Created: Wed 17 July 2024 14:50:54 GMT+10 (Note: Timing is based on positional data)

- [] Ranking at each section and finish
- :-:- No data available at this section
- NA No data available

Horse/Jockey Name	FLIGHT DECK/Dom Tourneur
Finish Rank	9
Fastest Section Time (Section)	0:11.91 (L1600)
Top Speed [km/h] (Section)	61.7 (L1400)
Race State	Finished



Sportsbet Gawler SA - Professional

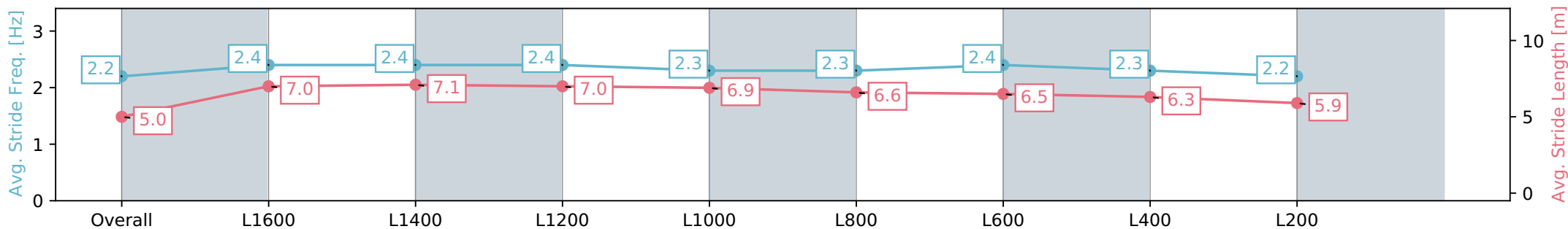
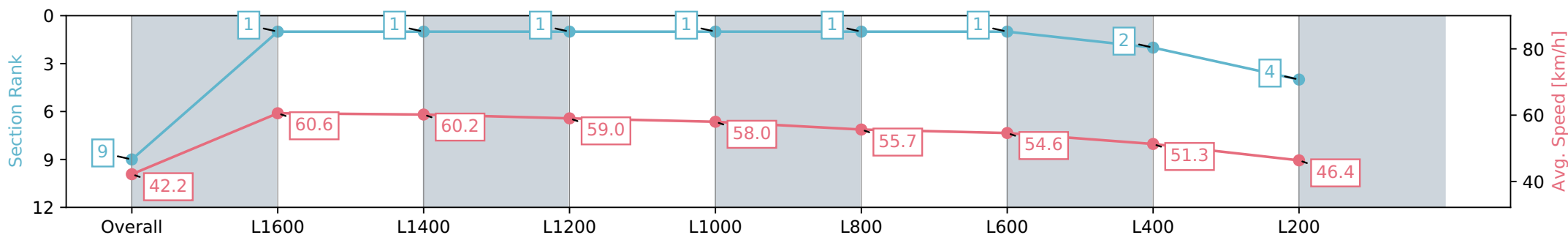
Race 5: Contract Engineering Rating 0-58 Handicap - 1709m

17 July 2024 - 1:55PM

Track Rating: Heavy 9, Weather: Overcast, Rail Position: +3m
1700m-400m incl Chutes, True Remainder



Section	Overall	L1600	L1400	L1200	L1000	L800	L600	L400	L200
Section Times	1:53.73 [9] (0:09.34)	1:44.39 [1] (0:11.91)	1:32.48 [1] (0:11.96)	1:20.52 [1] (0:12.20)	1:08.32 [1] (0:12.47)	0:55.85 [1] (0:12.95)	0:42.90 [1] (0:13.28)	0:29.61 [2] (0:14.06)	0:15.55 [4] (0:15.55)
Average Speed [km/h]	42.2	60.6	60.2	59.0	58.0	55.7	54.6	51.3	46.4
Top Speed [km/h]	61.0	61.3	61.7	60.2	58.2	56.6	55.5	53.7	48.5
Avg. Dist. to Rail [m]	1.9	0.6	0.5	0.2	0.5	0.7	1.6	0.9	0.4
Avg. Stride Freq. [Hz]	2.2	2.4	2.4	2.4	2.3	2.3	2.4	2.3	2.2
Avg. Stride Length [m]	5.0	7.0	7.1	7.0	6.9	6.6	6.5	6.3	5.9



Report Created: Wed 17 July 2024 14:50:57 GMT+10 (Note: Timing is based on positional data)

- [] Ranking at each section and finish
- :-:- No data available at this section
- NA No data available