



RACINGSA

Sportsbet Gawler SA
Race 9: Matrix Solar Solutions Handicap - 1200m
06 July 2024 - 4:30PM



Track Rating: Soft 6, Weather: Fine, Rail Position: True

Table with columns: Section, Field Times, Position, #, Horse/Jockey, Barrier, Top Speed [km/h], Fastest Section, First 400m, Overall, L1000, L800, L600, L400, L200, Margin, Distance Travelled From Winner [m]. Rows 1-10 listing horses like EVERGLADE, PRICILLA'S CHOICE, SPORTSBEAT, etc.

Scratched: Braveman'sgame (#2), Controversial Miss (#4), Tupoleu (#16), Pretentious Lass (#18)

Report Created: Sat 06 July 2024 17:14:37 GMT+10 (Note: Timing is based on positional data)

- [ ] Position in running at each section and finish
# Saddle cloth number
-:-:- No data available at this section
DNF Did not finish
NA No data available
DNT Did not track
Background shading for fastest section



RACINGSA

Sportsbet Gawler SA
Race 9: Matrix Solar Solutions Handicap - 1200m
06 July 2024 - 4:30PM



Track Rating: Soft 6, Weather: Fine, Rail Position: True

Table with columns: Section, Field Times, Position, #, Horse/Jockey, Barrier, Top Speed [km/h], Fastest Section, First 400m, Overall, L1000, L800, L600, L400, L200, Margin, Distance Travelled From Winner [m]. Rows include horses like STRATUM PRIDE, OUR SHINING STAR, WILLASTON, and READ.

Scratched: Braveman'sgame (#2), Controversial Miss (#4), Tupoleu (#16), Pretentious Lass (#18)

- [ ] Position in running at each section and finish
# Saddle cloth number
-:-:- No data available at this section
DNF Did not finish
NA No data available
DNT Did not track
Background shading for fastest section

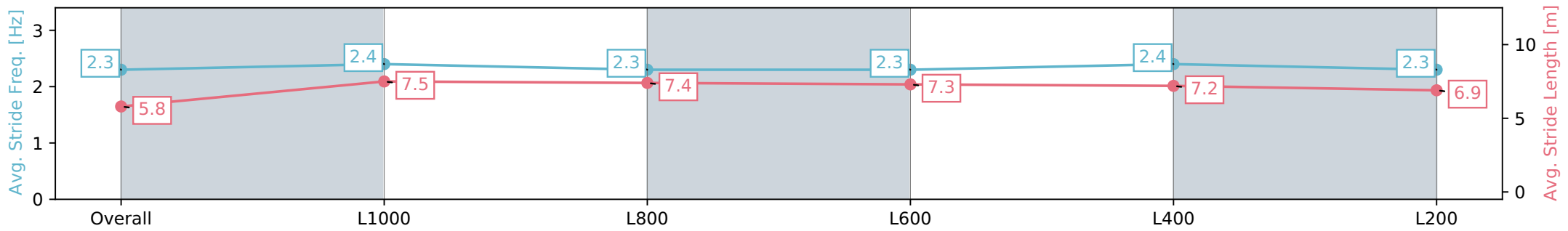
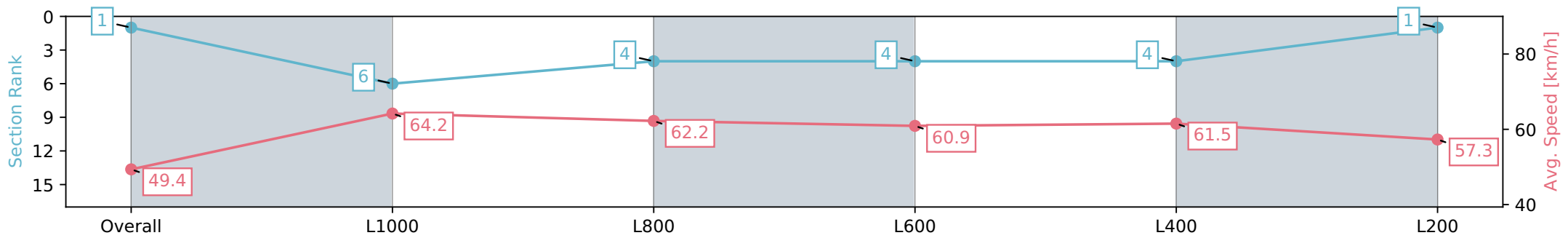
Horse/Jockey Name	EVERGLADE/Jason Holder
Finish Rank	1
Fastest Section Time (Section)	0:11.20 (L1000)
Top Speed [km/h] (Section)	65.0 (Overall)
Race State	Finished



Sportsbet Gawler SA - Professional  
 Race 9: Matrix Solar Solutions Handicap - 1200m  
 06 July 2024 - 4:30PM  
 Track Rating: Soft 6, Weather: Fine, Rail Position: True



Section	Overall	L1000	L800	L600	L400	L200
Section Times	1:13.41 [1] (0:14.56)	0:58.84 [6] (0:11.20)	0:47.64 [4] (0:11.50)	0:36.14 [4] (0:11.81)	0:24.33 [4] (0:11.77)	0:12.56 [1] (0:12.56)
Average Speed [km/h]	49.4	64.2	62.2	60.9	61.5	57.3
Top Speed [km/h]	64.0	65.0	63.1	63.0	62.6	60.3
Avg. Dist. to Rail [m]	2.1	0.7	0.9	0.2	2.3	4.9
Avg. Stride Freq. [Hz]	2.3	2.4	2.3	2.3	2.4	2.3
Avg. Stride Length [m]	5.8	7.5	7.4	7.3	7.2	6.9



Report Created: Sat 06 July 2024 17:14:40 GMT+10 (Note: Timing is based on positional data)

[ ] Ranking at each section and finish  
 -:-:- No data available at this section  
 NA No data available



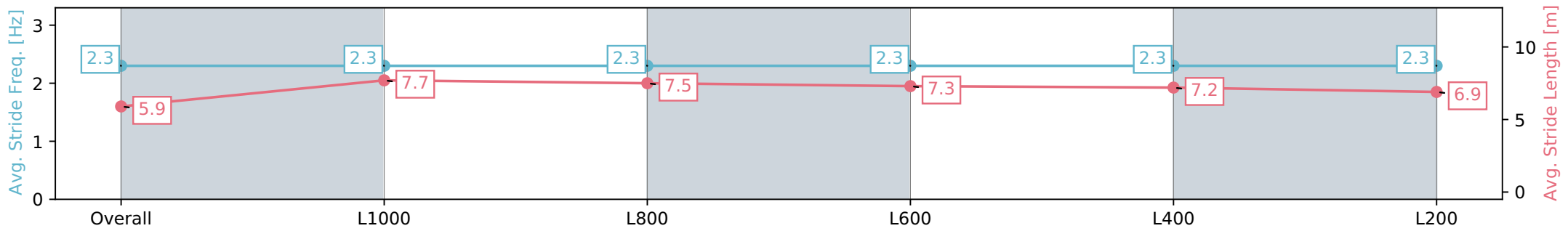
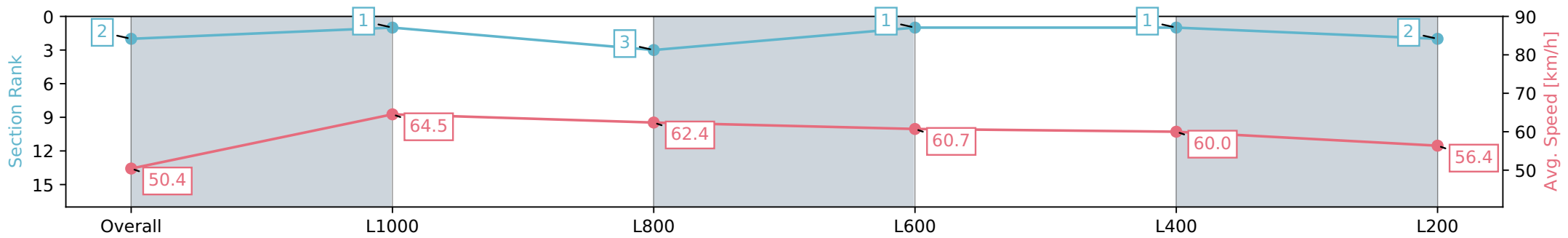
Horse/Jockey Name	PRICILLA'S CHOICE/Nichola Yuen
Finish Rank	2
Fastest Section Time (Section)	0:11.20 (L1000)
Top Speed [km/h] (Section)	65.7 (Overall)
Race State	Finished



Sportsbet Gawler SA - Professional  
 Race 9: Matrix Solar Solutions Handicap - 1200m  
 06 July 2024 - 4:30PM  
 Track Rating: Soft 6, Weather: Fine, Rail Position: True



Section	Overall	L1000	L800	L600	L400	L200
Section Times	1:13.65 [2] (0:14.32)	0:59.33 [1] (0:11.20)	0:48.13 [3] (0:11.48)	0:36.65 [1] (0:11.87)	0:24.78 [1] (0:12.01)	0:12.77 [2] (0:12.77)
Average Speed [km/h]	50.4	64.5	62.4	60.7	60.0	56.4
Top Speed [km/h]	65.7	65.4	63.3	62.8	60.9	58.9
Avg. Dist. to Rail [m]	5.7	1.4	0.3	0.3	1.7	3.7
Avg. Stride Freq. [Hz]	2.3	2.3	2.3	2.3	2.3	2.3
Avg. Stride Length [m]	5.9	7.7	7.5	7.3	7.2	6.9



Report Created: Sat 06 July 2024 17:14:43 GMT+10 (Note: Timing is based on positional data)

- [ ] Ranking at each section and finish
- :-:- No data available at this section
- NA No data available



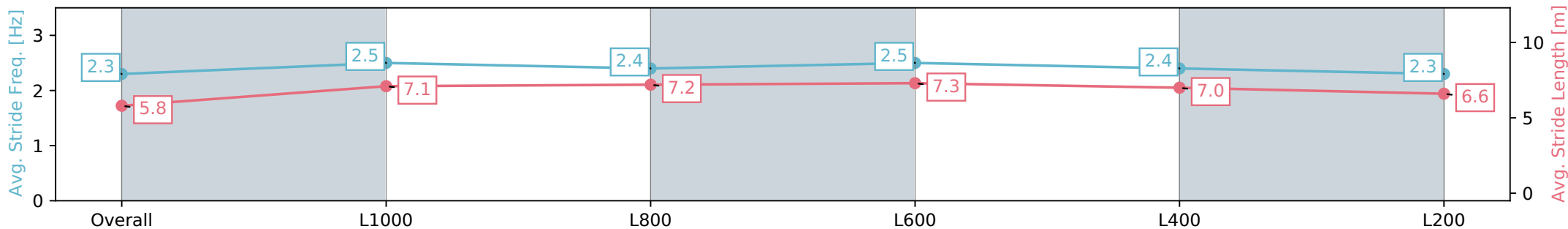
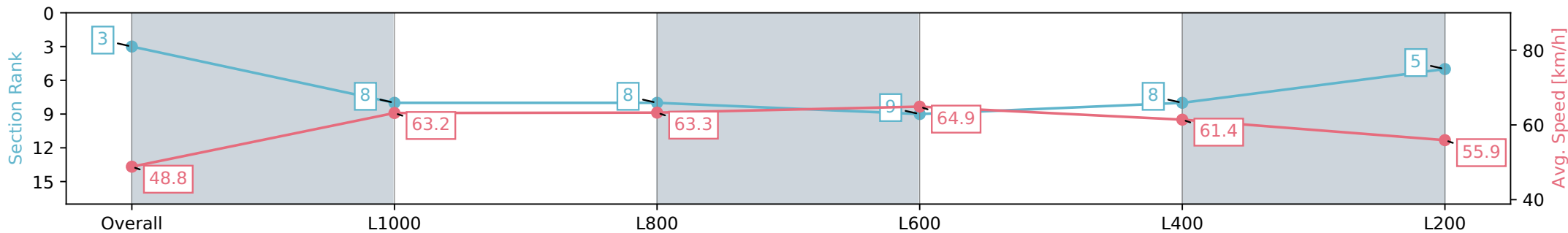
Horse/Jockey Name	SPORTSBEAT/Todd Pannell
Finish Rank	3
Fastest Section Time (Section)	0:11.36 (L600)
Top Speed [km/h] (Section)	65.1 (L800)
Race State	Finished



Sportsbet Gawler SA - Professional  
 Race 9: Matrix Solar Solutions Handicap - 1200m  
 06 July 2024 - 4:30PM  
 Track Rating: Soft 6, Weather: Fine, Rail Position: True



Section	Overall	L1000	L800	L600	L400	L200
Section Times	1:13.99 [3] (0:14.77)	0:59.22 [8] (0:11.50)	0:47.72 [8] (0:11.59)	0:36.13 [9] (0:11.36)	0:24.77 [8] (0:11.90)	0:12.87 [5] (0:12.87)
Average Speed [km/h]	48.8	63.2	63.3	64.9	61.4	55.9
Top Speed [km/h]	63.8	64.5	64.6	65.1	64.6	59.1
Avg. Dist. to Rail [m]	8.9	3.2	3.2	5.2	7.7	9.3
Avg. Stride Freq. [Hz]	2.3	2.5	2.4	2.5	2.4	2.3
Avg. Stride Length [m]	5.8	7.1	7.2	7.3	7.0	6.6



Report Created: Sat 06 July 2024 17:14:46 GMT+10 (Note: Timing is based on positional data)

- [ ] Ranking at each section and finish
- :-:- No data available at this section
- NA No data available

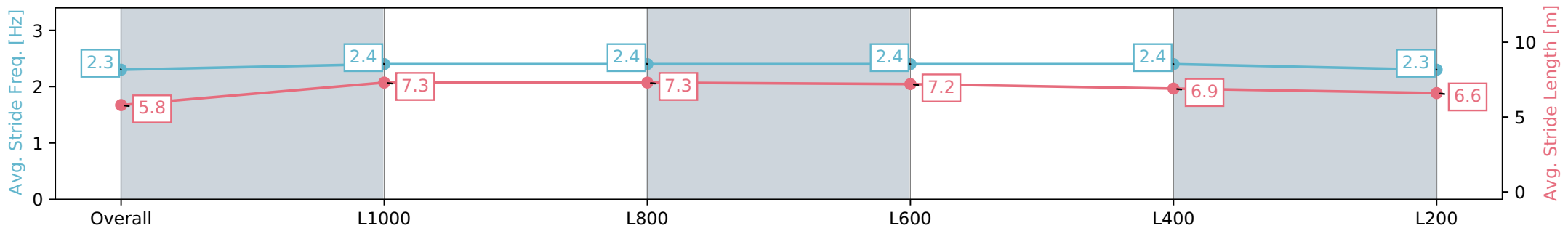
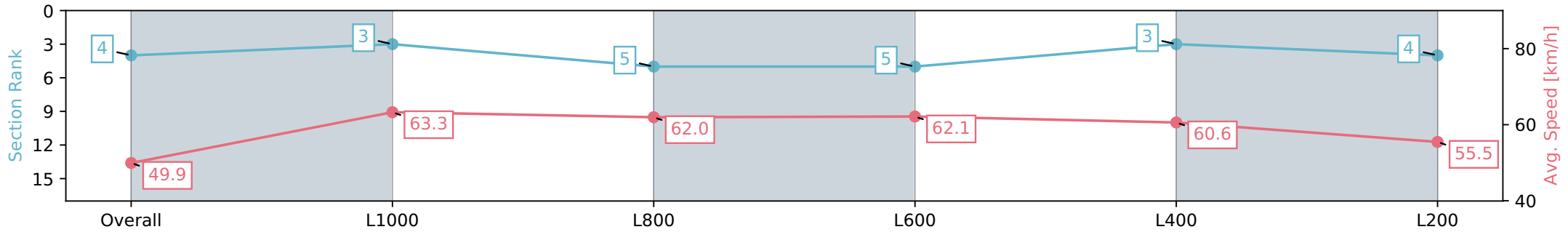
Horse/Jockey Name	MILLIVOY/Justin Potter
Finish Rank	4
Fastest Section Time (Section)	0:11.38 (L1000)
Top Speed [km/h] (Section)	64.7 (Overall)
Race State	Finished



Sportsbet Gawler SA - Professional  
 Race 9: Matrix Solar Solutions Handicap - 1200m  
 06 July 2024 - 4:30PM  
 Track Rating: Soft 6, Weather: Fine, Rail Position: True



Section	Overall	L1000	L800	L600	L400	L200
Section Times	1:14.01 [4] (0:14.44)	0:59.57 [3] (0:11.38)	0:48.19 [5] (0:11.53)	0:36.66 [5] (0:11.71)	0:24.95 [3] (0:11.99)	0:12.96 [4] (0:12.96)
Average Speed [km/h]	49.9	63.3	62.0	62.1	60.6	55.5
Top Speed [km/h]	64.6	64.7	62.6	63.3	62.1	58.6
Avg. Dist. to Rail [m]	6.6	2.2	1.6	2.6	3.4	5.7
Avg. Stride Freq. [Hz]	2.3	2.4	2.4	2.4	2.4	2.3
Avg. Stride Length [m]	5.8	7.3	7.3	7.2	6.9	6.6



Report Created: Sat 06 July 2024 17:14:48 GMT+10 (Note: Timing is based on positional data)

- [ ] Ranking at each section and finish
- :-:- No data available at this section
- NA No data available



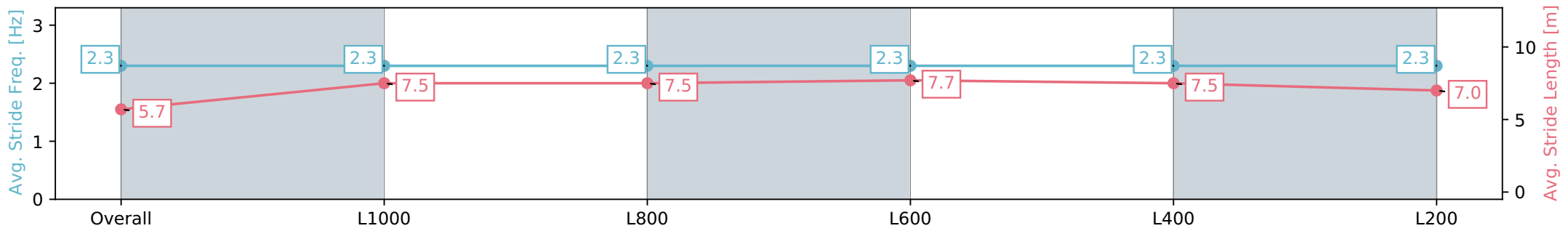
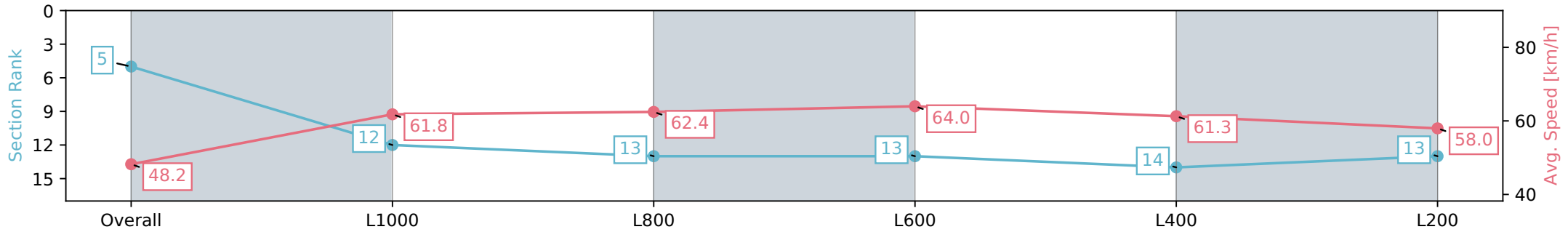
Horse/Jockey Name	VOLTAGE POINT/Felicity Atkinson
Finish Rank	5
Fastest Section Time (Section)	0:11.41 (L600)
Top Speed [km/h] (Section)	64.5 (L800)
Race State	Finished



Sportsbet Gawler SA - Professional  
 Race 9: Matrix Solar Solutions Handicap - 1200m  
 06 July 2024 - 4:30PM  
 Track Rating: Soft 6, Weather: Fine, Rail Position: True



Section	Overall	L1000	L800	L600	L400	L200
Section Times	1:14.02 [5] (0:15.00)	0:59.02 [12] (0:11.73)	0:47.29 [13] (0:11.59)	0:35.70 [13] (0:11.41)	0:24.29 [14] (0:11.90)	0:12.39 [13] (0:12.39)
Average Speed [km/h]	48.2	61.8	62.4	64.0	61.3	58.0
Top Speed [km/h]	62.2	62.6	64.2	64.5	62.8	60.3
Avg. Dist. to Rail [m]	6.6	2.3	1.2	2.7	7.1	10.4
Avg. Stride Freq. [Hz]	2.3	2.3	2.3	2.3	2.3	2.3
Avg. Stride Length [m]	5.7	7.5	7.5	7.7	7.5	7.0



Report Created: Sat 06 July 2024 17:14:51 GMT+10 (Note: Timing is based on positional data)

- [ ] Ranking at each section and finish
- :-:- No data available at this section
- NA No data available



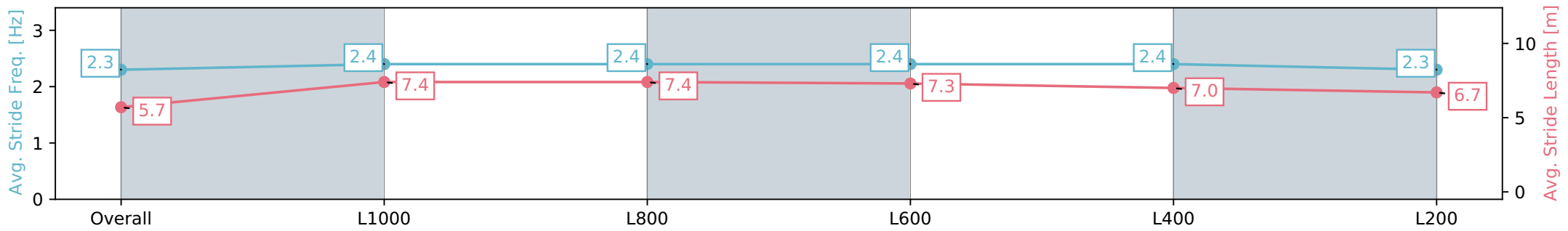
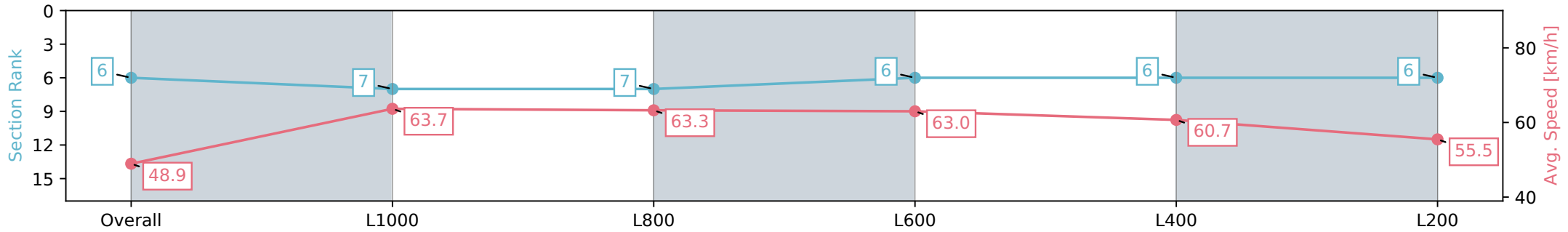
Horse/Jockey Name	KONG/Dom Tourneur
Finish Rank	6
Fastest Section Time (Section)	0:11.33 (L1000)
Top Speed [km/h] (Section)	64.8 (L800)
Race State	Finished



Sportsbet Gawler SA - Professional  
 Race 9: Matrix Solar Solutions Handicap - 1200m  
 06 July 2024 - 4:30PM  
 Track Rating: Soft 6, Weather: Fine, Rail Position: True



Section	Overall	L1000	L800	L600	L400	L200
Section Times	1:14.17 [6] (0:14.71)	0:59.46 [7] (0:11.33)	0:48.13 [7] (0:11.54)	0:36.59 [6] (0:11.59)	0:25.00 [6] (0:12.00)	0:13.00 [6] (0:13.00)
Average Speed [km/h]	48.9	63.7	63.3	63.0	60.7	55.5
Top Speed [km/h]	62.4	64.8	64.6	64.8	62.3	58.5
Avg. Dist. to Rail [m]	2.3	0.8	1.5	3.5	5.9	6.2
Avg. Stride Freq. [Hz]	2.3	2.4	2.4	2.4	2.4	2.3
Avg. Stride Length [m]	5.7	7.4	7.4	7.3	7.0	6.7



Report Created: Sat 06 July 2024 17:14:54 GMT+10 (Note: Timing is based on positional data)

- [ ] Ranking at each section and finish
- :-:- No data available at this section
- NA No data available





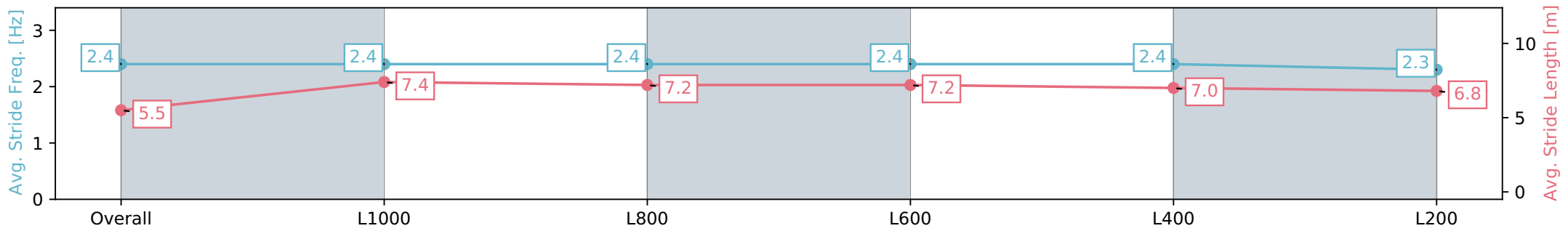
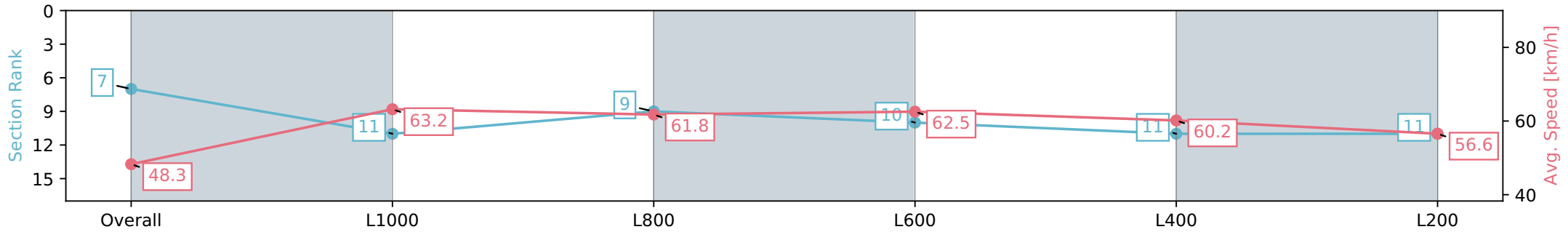
Horse/Jockey Name	MORE SUGAR/Alana Livesey
Finish Rank	7
Fastest Section Time (Section)	0:11.43 (L1000)
Top Speed [km/h] (Section)	63.5 (L800)
Race State	Finished



Sportsbet Gawler SA - Professional  
 Race 9: Matrix Solar Solutions Handicap - 1200m  
 06 July 2024 - 4:30PM  
 Track Rating: Soft 6, Weather: Fine, Rail Position: True



Section	Overall	L1000	L800	L600	L400	L200
Section Times	1:14.19 [7] (0:14.91)	0:59.28 [11] (0:11.43)	0:47.85 [9] (0:11.59)	0:36.26 [10] (0:11.53)	0:24.73 [11] (0:12.01)	0:12.72 [11] (0:12.72)
Average Speed [km/h]	48.3	63.2	61.8	62.5	60.2	56.6
Top Speed [km/h]	61.6	63.5	62.6	63.5	62.1	58.6
Avg. Dist. to Rail [m]	1.4	0.3	0.6	0.8	1.0	2.0
Avg. Stride Freq. [Hz]	2.4	2.4	2.4	2.4	2.4	2.3
Avg. Stride Length [m]	5.5	7.4	7.2	7.2	7.0	6.8



Report Created: Sat 06 July 2024 17:14:57 GMT+10 (Note: Timing is based on positional data)

- [ ] Ranking at each section and finish
- :-:- No data available at this section
- NA No data available



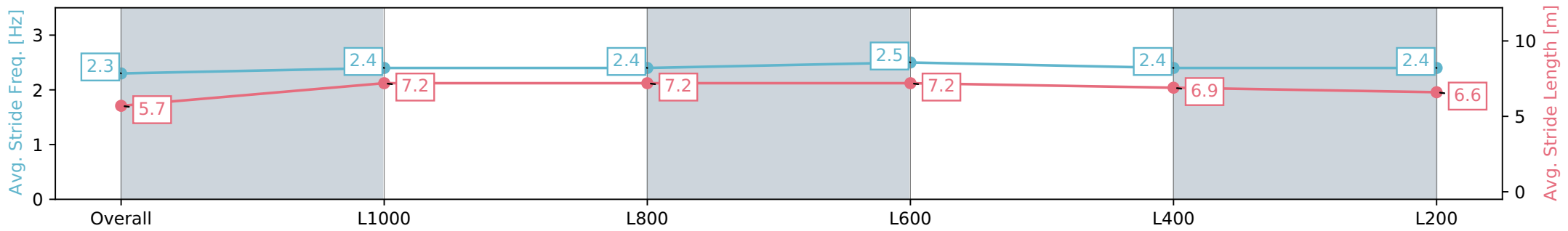
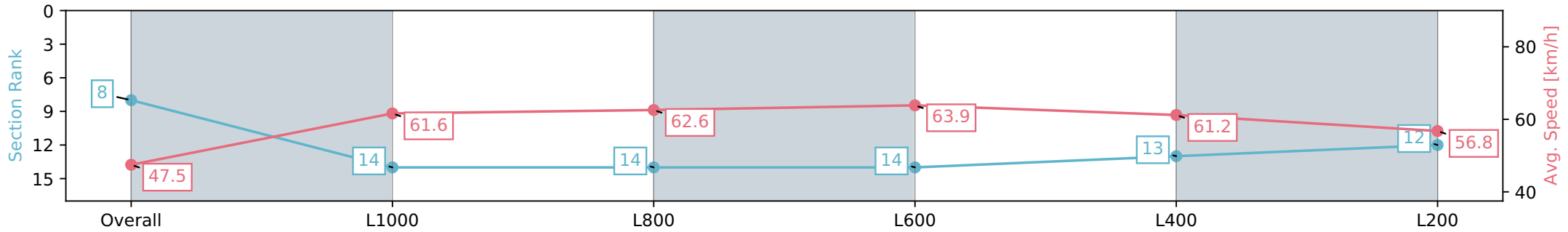
Horse/Jockey Name	COMMANDER MEROO/Margaret Collett
Finish Rank	8
Fastest Section Time (Section)	0:11.28 (L600)
Top Speed [km/h] (Section)	64.5 (L800)
Race State	Finished



Sportsbet Gawler SA - Professional  
 Race 9: Matrix Solar Solutions Handicap - 1200m  
 06 July 2024 - 4:30PM  
 Track Rating: Soft 6, Weather: Fine, Rail Position: True



Section	Overall	L1000	L800	L600	L400	L200
Section Times	1:14.23 [8] (0:15.17)	0:59.06 [14] (0:11.74)	0:47.32 [14] (0:11.53)	0:35.79 [14] (0:11.28)	0:24.51 [13] (0:11.81)	0:12.70 [12] (0:12.70)
Average Speed [km/h]	47.5	61.6	62.6	63.9	61.2	56.8
Top Speed [km/h]	62.9	63.5	63.8	64.5	62.8	59.4
Avg. Dist. to Rail [m]	9.1	2.5	0.8	0.5	3.6	4.6
Avg. Stride Freq. [Hz]	2.3	2.4	2.4	2.5	2.4	2.4
Avg. Stride Length [m]	5.7	7.2	7.2	7.2	6.9	6.6



Report Created: Sat 06 July 2024 17:15:00 GMT+10 (Note: Timing is based on positional data)

- [ ] Ranking at each section and finish
- :-:- No data available at this section
- NA No data available



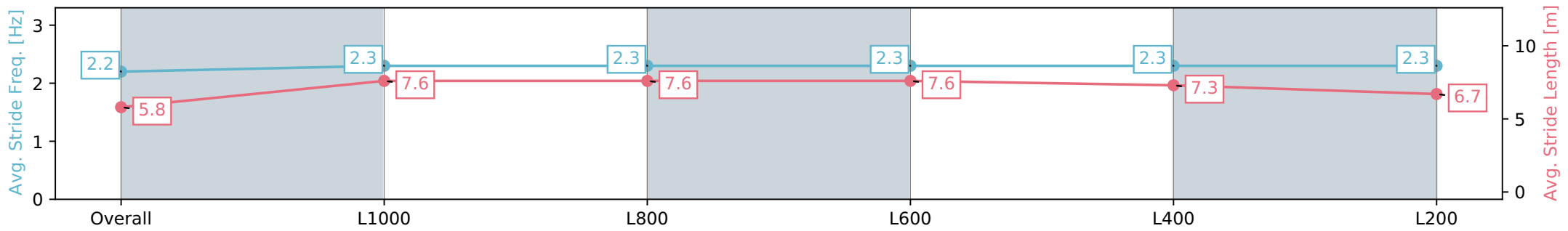
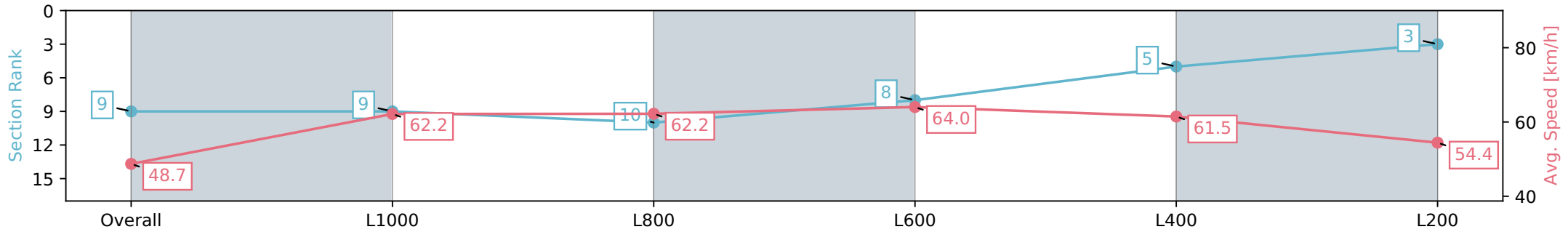
Horse/Jockey Name	SOLAR BLAST/Jake Toeroek
Finish Rank	9
Fastest Section Time (Section)	0:11.35 (L600)
Top Speed [km/h] (Section)	64.7 (L800)
Race State	Finished



Sportsbet Gawler SA - Professional  
 Race 9: Matrix Solar Solutions Handicap - 1200m  
 06 July 2024 - 4:30PM  
 Track Rating: Soft 6, Weather: Fine, Rail Position: True



Section	Overall	L1000	L800	L600	L400	L200
Section Times	1:14.24 [9] (0:14.78)	0:59.46 [9] (0:11.59)	0:47.87 [10] (0:11.44)	0:36.43 [8] (0:11.35)	0:25.08 [5] (0:11.87)	0:13.21 [3] (0:13.21)
Average Speed [km/h]	48.7	62.2	62.2	64.0	61.5	54.4
Top Speed [km/h]	64.5	63.7	63.9	64.7	64.0	57.7
Avg. Dist. to Rail [m]	5.3	0.5	1.3	2.3	5.3	7.8
Avg. Stride Freq. [Hz]	2.2	2.3	2.3	2.3	2.3	2.3
Avg. Stride Length [m]	5.8	7.6	7.6	7.6	7.3	6.7



Report Created: Sat 06 July 2024 17:15:03 GMT+10 (Note: Timing is based on positional data)

- [ ] Ranking at each section and finish
- :-:- No data available at this section
- NA No data available



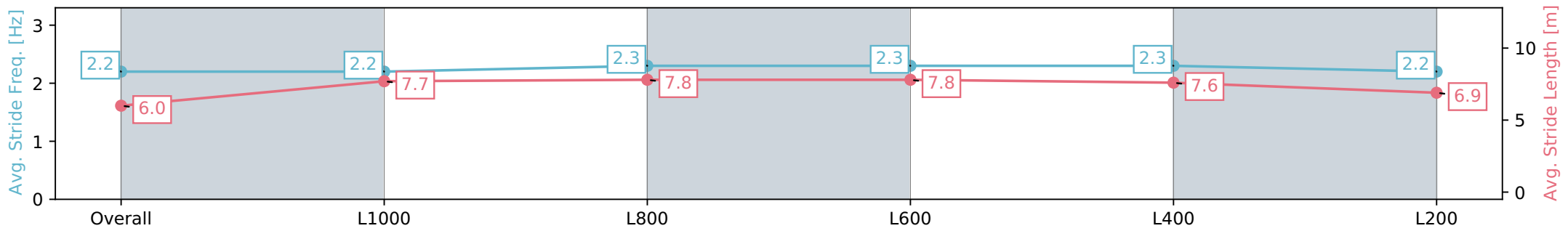
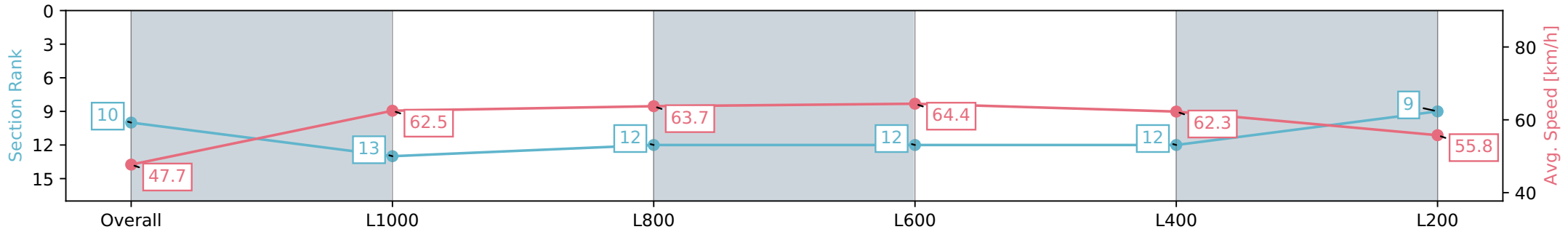
Horse/Jockey Name	FASHION DOG/Ben Price
Finish Rank	10
Fastest Section Time (Section)	0:11.37 (L600)
Top Speed [km/h] (Section)	65.3 (L800)
Race State	Finished



Sportsbet Gawler SA - Professional  
 Race 9: Matrix Solar Solutions Handicap - 1200m  
 06 July 2024 - 4:30PM  
 Track Rating: Soft 6, Weather: Fine, Rail Position: True



Section	Overall	L1000	L800	L600	L400	L200
Section Times	1:14.26 [10] (0:15.11)	0:59.15 [13] (0:11.61)	0:47.54 [12] (0:11.53)	0:36.01 [12] (0:11.37)	0:24.64 [12] (0:11.73)	0:12.91 [9] (0:12.91)
Average Speed [km/h]	47.7	62.5	63.7	64.4	62.3	55.8
Top Speed [km/h]	63.0	63.7	64.8	65.3	64.4	59.0
Avg. Dist. to Rail [m]	11.2	3.4	3.0	4.4	6.8	8.9
Avg. Stride Freq. [Hz]	2.2	2.2	2.3	2.3	2.3	2.2
Avg. Stride Length [m]	6.0	7.7	7.8	7.8	7.6	6.9



Report Created: Sat 06 July 2024 17:15:05 GMT+10 (Note: Timing is based on positional data)

- [ ] Ranking at each section and finish
- :-:- No data available at this section
- NA No data available



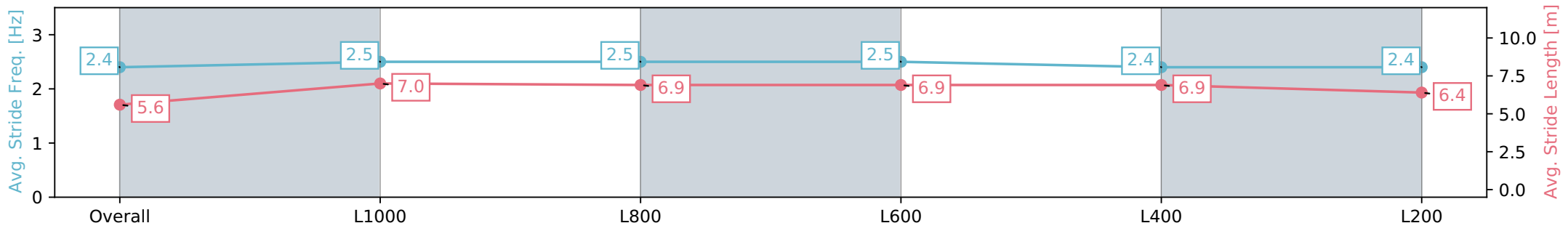
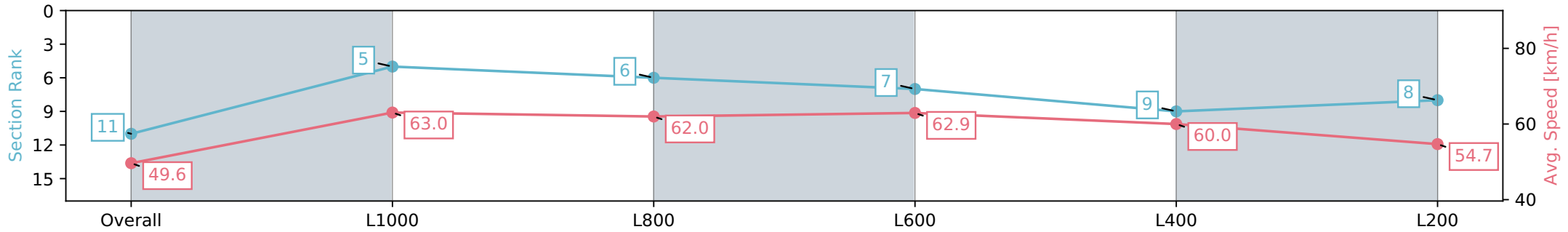
Horse/Jockey Name	STRATUM PRIDE/Emily Finnegan
Finish Rank	11
Fastest Section Time (Section)	0:11.43 (L1000)
Top Speed [km/h] (Section)	64.3 (Overall)
Race State	Finished



Sportsbet Gawler SA - Professional  
 Race 9: Matrix Solar Solutions Handicap - 1200m  
 06 July 2024 - 4:30PM  
 Track Rating: Soft 6, Weather: Fine, Rail Position: True



Section	Overall	L1000	L800	L600	L400	L200
Section Times	1:14.49 [11] (0:14.49)	1:00.00 [5] (0:11.43)	0:48.57 [6] (0:11.72)	0:36.85 [7] (0:11.61)	0:25.24 [9] (0:12.08)	0:13.16 [8] (0:13.16)
Average Speed [km/h]	49.6	63.0	62.0	62.9	60.0	54.7
Top Speed [km/h]	64.0	64.3	63.0	64.1	62.4	58.3
Avg. Dist. to Rail [m]	3.8	0.5	1.5	2.9	5.0	7.4
Avg. Stride Freq. [Hz]	2.4	2.5	2.5	2.5	2.4	2.4
Avg. Stride Length [m]	5.6	7.0	6.9	6.9	6.9	6.4



[ ] Ranking at each section and finish  
 -:-:- No data available at this section  
 NA No data available

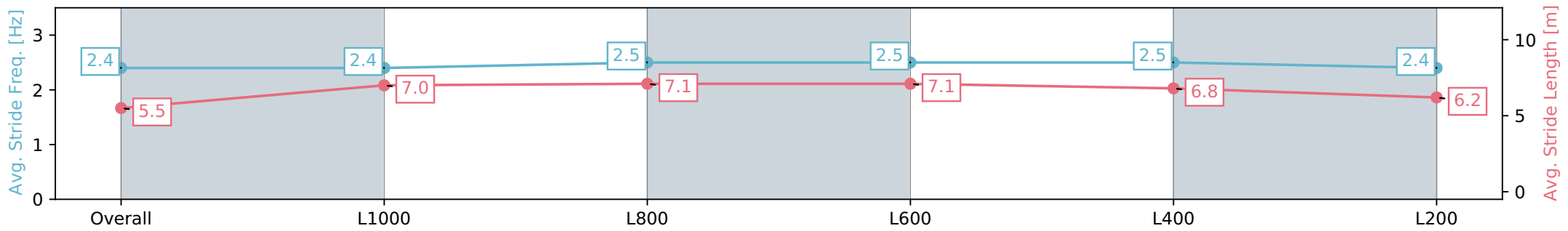
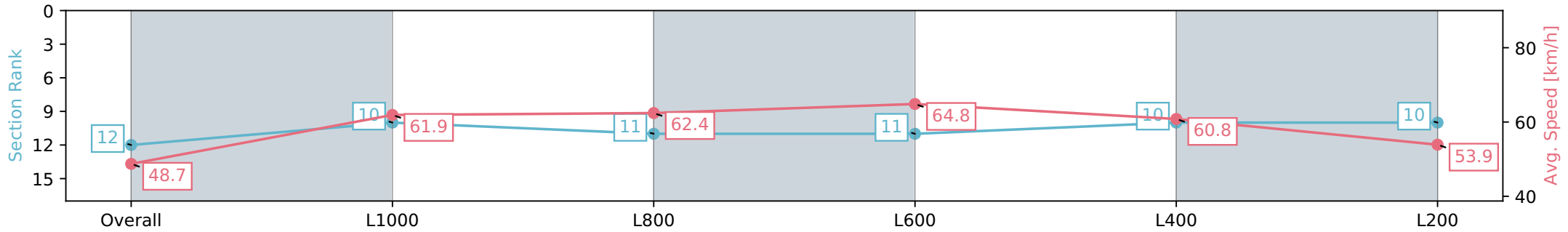
Horse/Jockey Name	OUR SHINING STAR/Jacob Opperman
Finish Rank	12
Fastest Section Time (Section)	0:11.31 (L600)
Top Speed [km/h] (Section)	66.2 (L800)
Race State	Finished



Sportsbet Gawler SA - Professional  
 Race 9: Matrix Solar Solutions Handicap - 1200m  
 06 July 2024 - 4:30PM  
 Track Rating: Soft 6, Weather: Fine, Rail Position: True



Section	Overall	L1000	L800	L600	L400	L200
Section Times	1:14.72 [12] (0:14.82)	0:59.90 [10] (0:11.66)	0:48.24 [11] (0:11.56)	0:36.67 [11] (0:11.31)	0:25.36 [10] (0:12.03)	0:13.33 [10] (0:13.33)
Average Speed [km/h]	48.7	61.9	62.4	64.8	60.8	53.9
Top Speed [km/h]	63.3	63.3	64.8	66.2	64.0	57.6
Avg. Dist. to Rail [m]	1.9	0.8	1.1	3.8	7.7	10.9
Avg. Stride Freq. [Hz]	2.4	2.4	2.5	2.5	2.5	2.4
Avg. Stride Length [m]	5.5	7.0	7.1	7.1	6.8	6.2



Report Created: Sat 06 July 2024 17:15:10 GMT+10 (Note: Timing is based on positional data)

- [ ] Ranking at each section and finish
- :-:- No data available at this section
- NA No data available



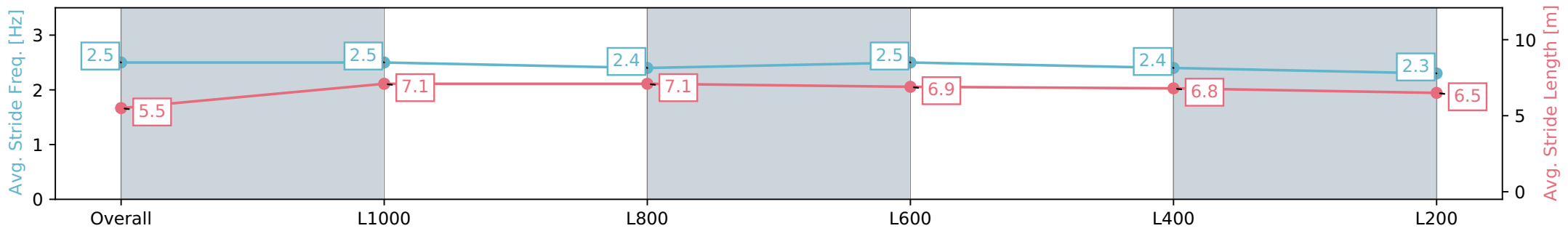
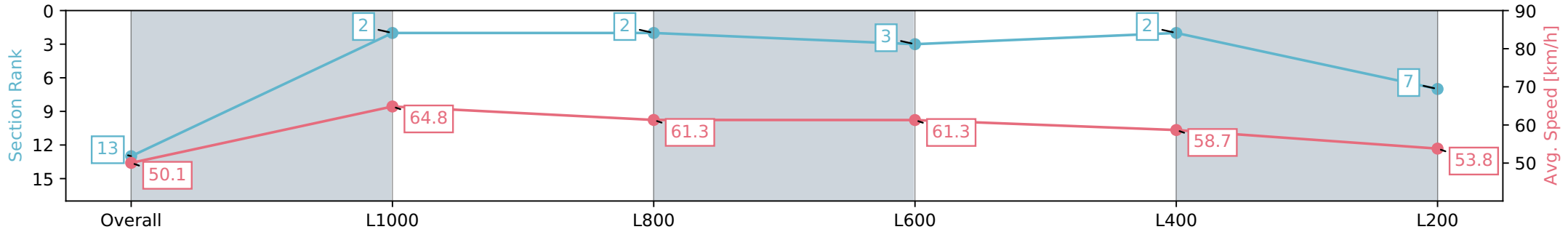
Horse/Jockey Name	WILLASTON/Dylan Caboche
Finish Rank	13
Fastest Section Time (Section)	0:11.13 (L1000)
Top Speed [km/h] (Section)	66.1 (Overall)
Race State	Finished



Sportsbet Gawler SA - Professional  
 Race 9: Matrix Solar Solutions Handicap - 1200m  
 06 July 2024 - 4:30PM  
 Track Rating: Soft 6, Weather: Fine, Rail Position: True



Section	Overall	L1000	L800	L600	L400	L200
Section Times	1:14.72 [13] (0:14.37)	1:00.35 [2] (0:11.13)	0:49.22 [2] (0:11.68)	0:37.54 [3] (0:11.83)	0:25.71 [2] (0:12.31)	0:13.40 [7] (0:13.40)
Average Speed [km/h]	50.1	64.8	61.3	61.3	58.7	53.8
Top Speed [km/h]	65.4	66.1	62.3	62.4	60.8	57.0
Avg. Dist. to Rail [m]	7.7	1.8	1.0	1.4	2.9	4.0
Avg. Stride Freq. [Hz]	2.5	2.5	2.4	2.5	2.4	2.3
Avg. Stride Length [m]	5.5	7.1	7.1	6.9	6.8	6.5



Report Created: Sat 06 July 2024 17:15:12 GMT+10 (Note: Timing is based on positional data)

- [ ] Ranking at each section and finish
- :-:- No data available at this section
- NA No data available



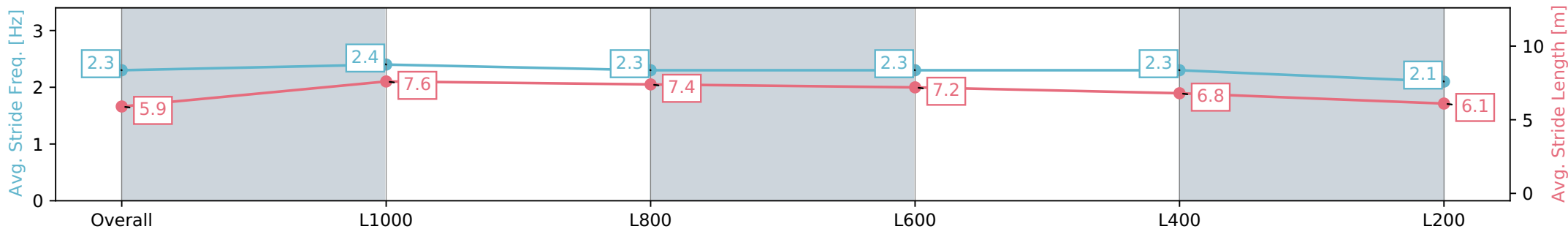
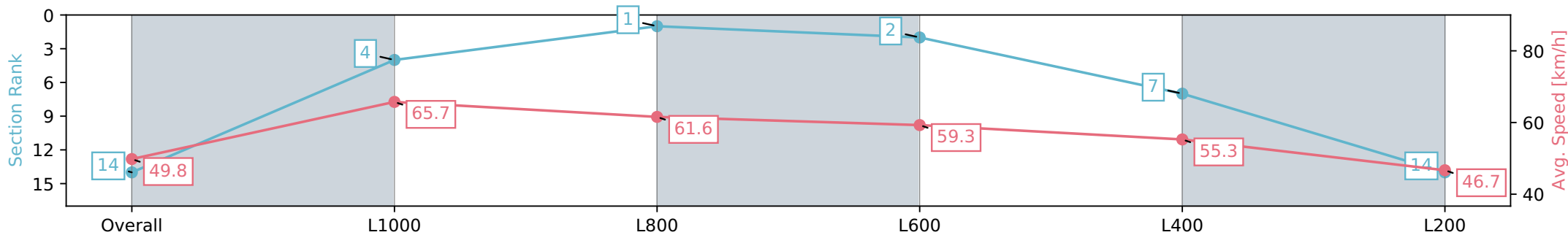
Horse/Jockey Name	READ/Samuel Payne
Finish Rank	14
Fastest Section Time (Section)	0:11.01 (L1000)
Top Speed [km/h] (Section)	66.7 (Overall)
Race State	Finished



Sportsbet Gawler SA - Professional  
 Race 9: Matrix Solar Solutions Handicap - 1200m  
 06 July 2024 - 4:30PM  
 Track Rating: Soft 6, Weather: Fine, Rail Position: True



Section	Overall	L1000	L800	L600	L400	L200
Section Times	1:17.65 [14] (0:14.46)	1:03.19 [4] (0:11.01)	0:52.18 [1] (0:11.65)	0:40.53 [2] (0:12.09)	0:28.44 [7] (0:13.05)	0:15.39 [14] (0:15.39)
Average Speed [km/h]	49.8	65.7	61.6	59.3	55.3	46.7
Top Speed [km/h]	64.2	66.7	63.4	61.2	57.6	51.9
Avg. Dist. to Rail [m]	9.4	3.1	0.6	1.0	1.6	1.5
Avg. Stride Freq. [Hz]	2.3	2.4	2.3	2.3	2.3	2.1
Avg. Stride Length [m]	5.9	7.6	7.4	7.2	6.8	6.1



Report Created: Sat 06 July 2024 17:15:15 GMT+10 (Note: Timing is based on positional data)

- [ ] Ranking at each section and finish
- :-:- No data available at this section
- NA No data available