



RACINGSA

Gawler SA

Race 9: Wolf Blass Adelaide Hills Wine Bar Hahndorf Benchmark 56 Handicap - 1200m

26 June 2024 - 4:25PM

Track Rating: Heavy 10, Weather: Overcast, Rail Position: +5m Entire



Section Field Times							Overall	L1000	L800	L600	L400	L200		
							1:16.77 (0:14.02)	1:02.75 (0:11.42)	0:51.33 (0:12.09)	0:39.24 (0:12.54)	0:26.71 (0:12.90)	0:13.81 (0:13.81)		
Position	#	Horse/Jockey	Barrier	Top Speed [km/h]	Fastest Section	First 400m						Margin	Distance Travelled From Winner [m]	
1	12	EXTRA HOT Dom Tourneur	15	64.9 1200-1000	0:11.46 1000-800	0:26.12	1:16.77 (0:14.66)	1:02.11 [11] (0:11.46)	0:50.65 [10] (0:12.13)	0:38.52 [10] (0:12.55)	0:25.97 [10] (0:12.45)	0:13.52 [2] (0:13.52)	1:16.77	
2	7	TUPOLEU Felicity Atkinson	4	64.8 1200-1000	0:11.37 1000-800	0:25.69	1:16.87 (0:14.32)	1:02.55 [3] (0:11.37)	0:51.18 [2] (0:11.93)	0:39.25 [2] (0:12.44)	0:26.81 [1] (0:12.90)	0:13.91 [1] (0:13.91)	0.5L	-11
3	2	COPPERFIELD Jacob Opperman	5	64.3 1200-1000	0:11.56 1000-800	0:26.00	1:17.07 (0:14.43)	1:02.64 [6] (0:11.56)	0:51.07 [8] (0:12.21)	0:38.86 [9] (0:12.57)	0:26.28 [9] (0:12.62)	0:13.66 [4] (0:13.66)	1.5L	-11
4	3	KAESLERKRUZEN Dylan Caboche	6	65.3 1200-1000	0:11.36 1000-800	0:25.80	1:17.34 (0:14.44)	1:02.90 [7] (0:11.36)	0:51.54 [4] (0:12.10)	0:39.44 [4] (0:12.56)	0:26.87 [3] (0:12.89)	0:13.98 [3] (0:13.98)	3.0L	-4
5	1	DAMAGED Caitlin Tootell	3	64.1 1200-1000	0:11.36 1000-800	0:26.00	1:18.12 (0:14.64)	1:03.48 [10] (0:11.36)	0:52.12 [7] (0:12.12)	0:40.00 [7] (0:12.54)	0:27.46 [5] (0:12.95)	0:14.51 [6] (0:14.51)	7.1L	-10
6	13	JAMAICAN GOLD Nichola Yuen	16	64.6 1200-1000	0:11.42 1000-800	0:25.43	1:18.25 (0:14.01)	1:04.24 [1] (0:11.42)	0:52.82 [1] (0:12.09)	0:40.73 [1] (0:12.56)	0:28.16 [2] (0:13.33)	0:14.83 [5] (0:14.83)	7.7L	-7
7	6	PYRAMID OF FIRE Margaret Collett	1	64.5 1200-1000	0:11.48 1000-800	0:26.04	1:18.38 (0:14.56)	1:03.82 [8] (0:11.48)	0:52.34 [9] (0:12.12)	0:40.22 [8] (0:12.62)	0:27.60 [8] (0:13.10)	0:14.50 [7] (0:14.50)	8.4L	-13
8	8	UNDERCOVER AGENT Caitlyn Munro	12	63.8 1200-1000	0:11.59 1000-800	0:26.22	1:18.73 (0:14.63)	1:04.10 [9] (0:11.59)	0:52.51 [11] (0:12.30)	0:40.21 [11] (0:12.79)	0:27.42 [11] (0:12.98)	0:14.44 [11] (0:14.44)	10.3L	-5
9	11	TRANTORO Alana Livesey	8	64.7 1200-1000	0:11.49 1000-800	0:25.85	1:18.81 (0:14.36)	1:04.45 [4] (0:11.49)	0:52.96 [6] (0:12.19)	0:40.77 [6] (0:12.67)	0:28.10 [7] (0:13.24)	0:14.86 [8] (0:14.86)	10.7L	-1
10	14	BASE OF FIRE Todd Pannell	11	64.1 1200-1000	0:11.47 1000-800	0:25.71	1:19.09 (0:14.24)	1:04.85 [2] (0:11.47)	0:53.38 [3] (0:12.22)	0:41.16 [5] (0:12.77)	0:28.39 [6] (0:13.36)	0:15.03 [10] (0:15.03)	12.1L	+1

Scratched: Alfano (#4), Global Turn (#9), Endless Faith (#10), Revolution Belle (#15), Artero (#16)

Report Created: Wed 26 June 2024 17:12:40 GMT+10 (Note: Timing is based on positional data)

- [] Position in running at each section and finish
- # Saddle cloth number
- :-:- No data available at this section
- DNF Did not finish
- NA No data available
- DNT Did not track
- █ Background shading for fastest section



RACINGSA

Gawler SA

Race 9: Wolf Blass Adelaide Hills Wine Bar Hahndorf Benchmark 56 Handicap - 1200m

26 June 2024 - 4:25PM

Track Rating: Heavy 10, Weather: Overcast, Rail Position: +5m Entire



Section Field Times							Overall	L1000	L800	L600	L400	L200		
							1:16.77 (0:14.02)	1:02.75 (0:11.42)	0:51.33 (0:12.09)	0:39.24 (0:12.54)	0:26.71 (0:12.90)	0:13.81 (0:13.81)	Margin	Distance Travelled From Winner [m]
Position	#	Horse/Jockey	Barrier	Top Speed [km/h]	Fastest Section	First 400m								
11	5	LITTLE RICH BOY Samuel Payne	7	64.8 1200-1000	0:11.39 1000-800	0:25.82	1:19.20 (0:14.43)	1:04.77 [5] (0:11.39)	0:53.38 [5] (0:11.97)	0:41.41 [3] (0:12.73)	0:28.68 [4] (0:13.52)	0:15.16 [9] (0:15.16)	12.7L	-7

Scratched: Alfano (#4), Global Turn (#9), Endless Faith (#10), Revolution Belle (#15), Artero (#16)

- [] Position in running at each section and finish # Saddle cloth number
- :-:- No data available at this section DNF Did not finish
- NA No data available DNT Did not track
- █ Background shading for fastest section

Horse/Jockey Name	EXTRA HOT/Dom Tourneur
Finish Rank	1
Fastest Section Time (Section)	0:11.46 (L1000)
Top Speed [km/h] (Section)	64.9 (Overall)
Race State	Finished



Gawler SA - Professional

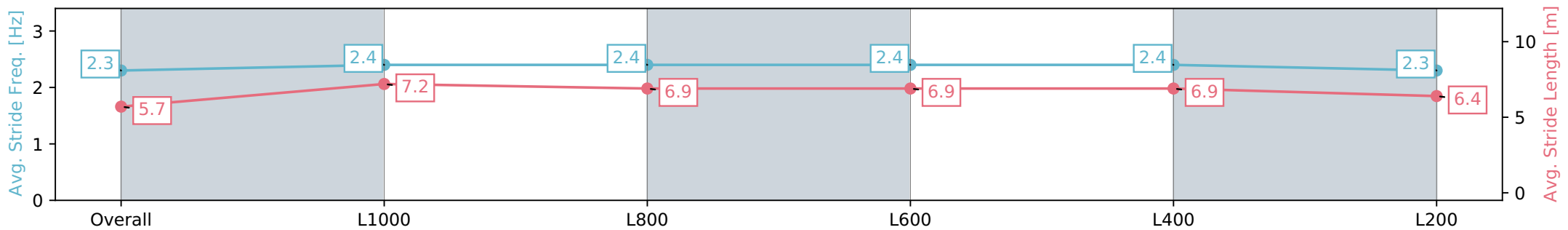
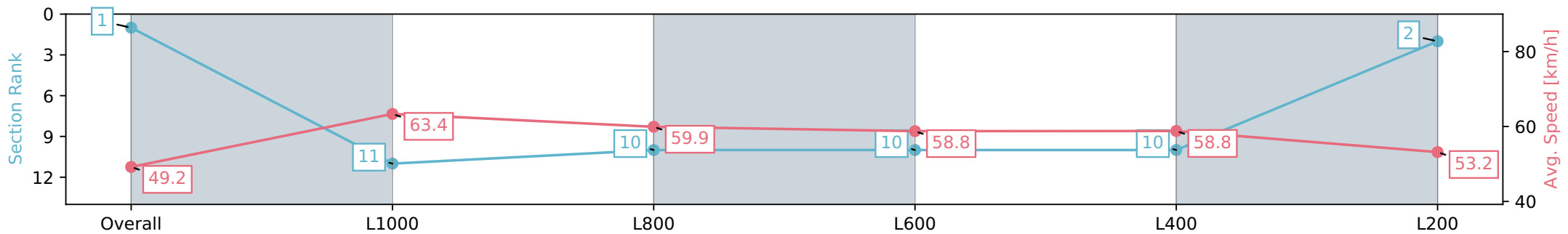
Race 9: Wolf Blass Adelaide Hills Wine Bar Hahndorf
Benchmark 56 Handicap - 1200m

26 June 2024 - 4:25PM

Track Rating: Heavy 10, Weather: Overcast, Rail Position: +5m
Entire



Section	Overall	L1000	L800	L600	L400	L200
Section Times	1:16.77 [1] (0:14.66)	1:02.11 [11] (0:11.46)	0:50.65 [10] (0:12.13)	0:38.52 [10] (0:12.55)	0:25.97 [10] (0:12.45)	0:13.52 [2] (0:13.52)
Average Speed [km/h]	49.2	63.4	59.9	58.8	58.8	53.2
Top Speed [km/h]	64.0	64.9	61.4	59.5	60.8	57.6
Avg. Dist. to Rail [m]	8.0	3.1	2.0	5.2	8.5	7.3
Avg. Stride Freq. [Hz]	2.3	2.4	2.4	2.4	2.4	2.3
Avg. Stride Length [m]	5.7	7.2	6.9	6.9	6.9	6.4



- [] Ranking at each section and finish
- :-:- No data available at this section
- NA No data available

Horse/Jockey Name	TUPOLEU/Felicity Atkinson
Finish Rank	2
Fastest Section Time (Section)	0:11.37 (L1000)
Top Speed [km/h] (Section)	64.8 (Overall)
Race State	Finished



Gawler SA - Professional

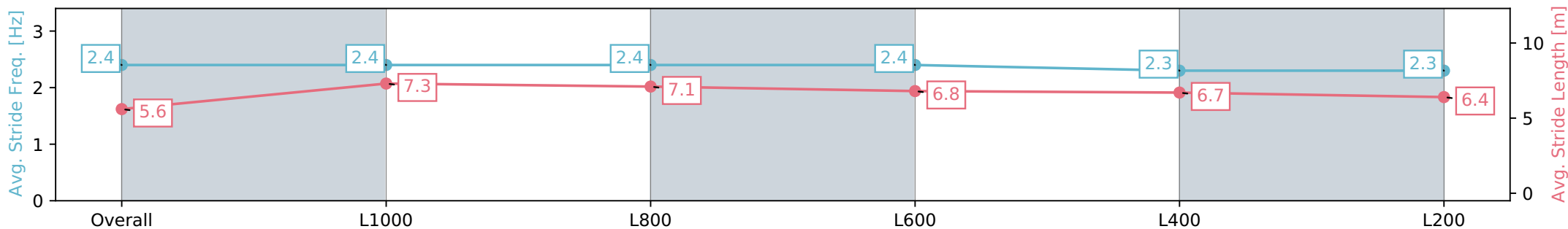
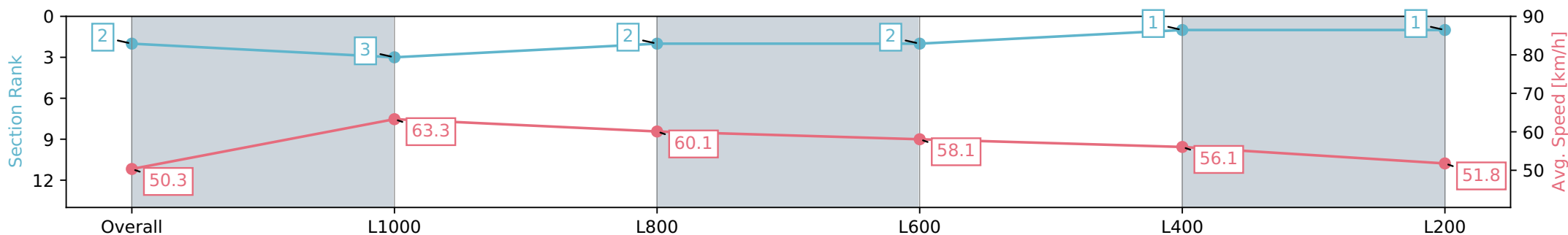
Race 9: Wolf Blass Adelaide Hills Wine Bar Hahndorf
Benchmark 56 Handicap - 1200m

26 June 2024 - 4:25PM

Track Rating: Heavy 10, Weather: Overcast, Rail Position: +5m
Entire



Section	Overall	L1000	L800	L600	L400	L200
Section Times	1:16.87 [2] (0:14.32)	1:02.55 [3] (0:11.37)	0:51.18 [2] (0:11.93)	0:39.25 [2] (0:12.44)	0:26.81 [1] (0:12.90)	0:13.91 [1] (0:13.91)
Average Speed [km/h]	50.3	63.3	60.1	58.1	56.1	51.8
Top Speed [km/h]	63.7	64.8	62.9	58.9	58.7	53.8
Avg. Dist. to Rail [m]	0.9	0.5	0.8	1.0	3.3	4.0
Avg. Stride Freq. [Hz]	2.4	2.4	2.4	2.4	2.3	2.3
Avg. Stride Length [m]	5.6	7.3	7.1	6.8	6.7	6.4



- [] Ranking at each section and finish
- :-:- No data available at this section
- NA No data available

Horse/Jockey Name	COPPERFIELD/Jacob Opperman
Finish Rank	3
Fastest Section Time (Section)	0:11.56 (L1000)
Top Speed [km/h] (Section)	64.3 (Overall)
Race State	Finished



Gawler SA - Professional

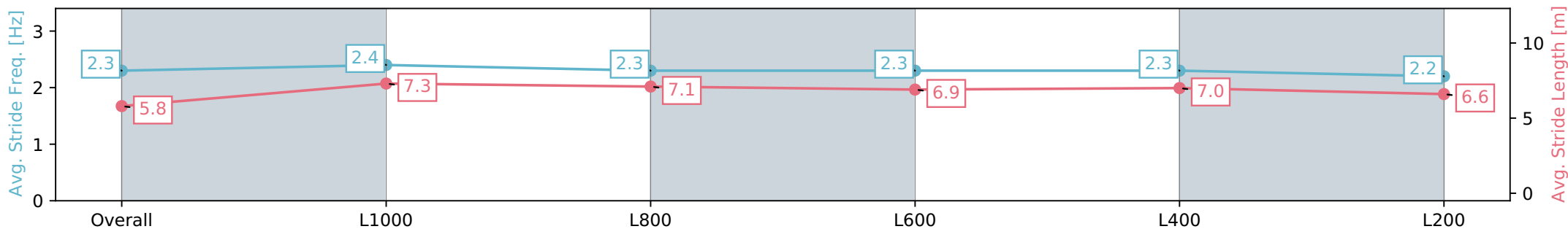
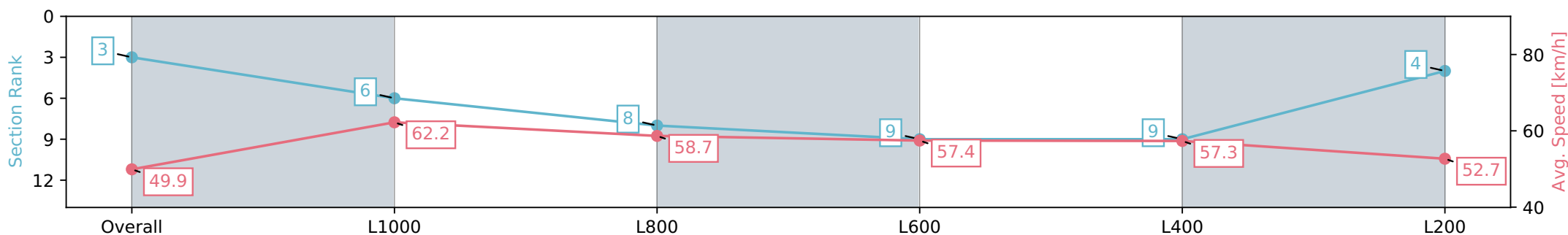
Race 9: Wolf Blass Adelaide Hills Wine Bar Hahndorf
Benchmark 56 Handicap - 1200m

26 June 2024 - 4:25PM

Track Rating: Heavy 10, Weather: Overcast, Rail Position: +5m
Entire



Section	Overall	L1000	L800	L600	L400	L200
Section Times	1:17.07 [3] (0:14.43)	1:02.64 [6] (0:11.56)	0:51.07 [8] (0:12.21)	0:38.86 [9] (0:12.57)	0:26.28 [9] (0:12.62)	0:13.66 [4] (0:13.66)
Average Speed [km/h]	49.9	62.2	58.7	57.4	57.3	52.7
Top Speed [km/h]	62.3	64.3	59.9	58.6	58.2	55.9
Avg. Dist. to Rail [m]	3.1	1.6	1.0	1.3	1.6	2.8
Avg. Stride Freq. [Hz]	2.3	2.4	2.3	2.3	2.3	2.2
Avg. Stride Length [m]	5.8	7.3	7.1	6.9	7.0	6.6



- [] Ranking at each section and finish
- :-:- No data available at this section
- NA No data available

Horse/Jockey Name	KAESLERKRUZEN/Dylan Caboche
Finish Rank	4
Fastest Section Time (Section)	0:11.36 (L1000)
Top Speed [km/h] (Section)	65.3 (Overall)
Race State	Finished



Gawler SA - Professional

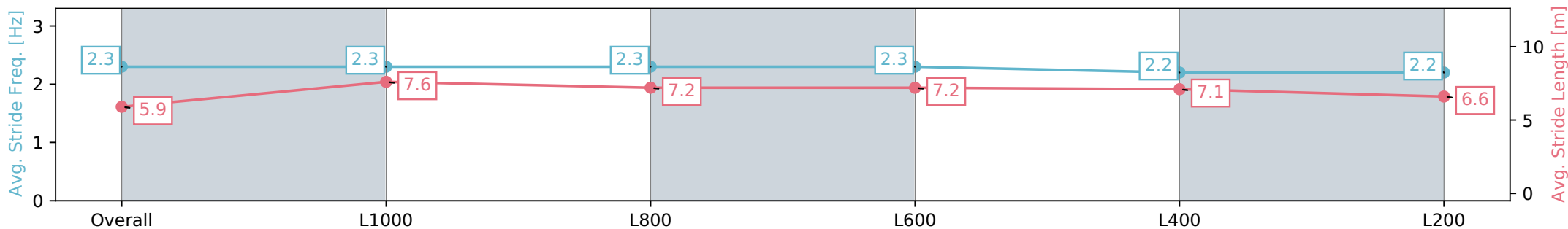
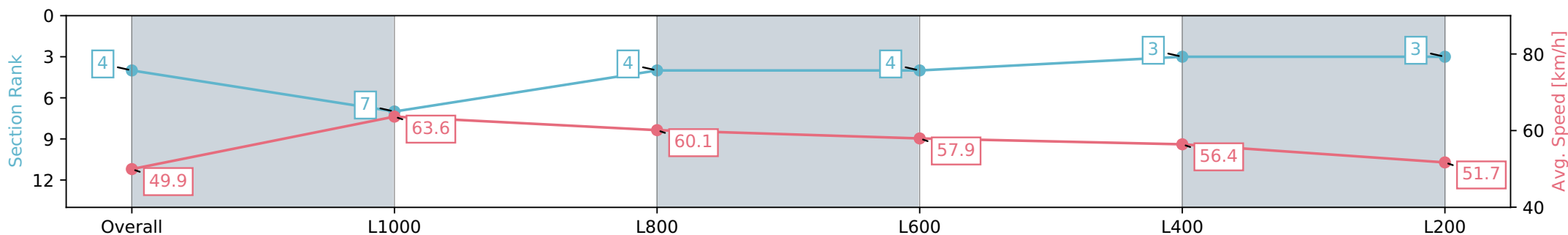
Race 9: Wolf Blass Adelaide Hills Wine Bar Hahndorf
Benchmark 56 Handicap - 1200m

26 June 2024 - 4:25PM

Track Rating: Heavy 10, Weather: Overcast, Rail Position: +5m
Entire



Section	Overall	L1000	L800	L600	L400	L200
Section Times	1:17.34 [4] (0:14.44)	1:02.90 [7] (0:11.36)	0:51.54 [4] (0:12.10)	0:39.44 [4] (0:12.56)	0:26.87 [3] (0:12.89)	0:13.98 [3] (0:13.98)
Average Speed [km/h]	49.9	63.6	60.1	57.9	56.4	51.7
Top Speed [km/h]	63.2	65.3	63.1	58.5	57.7	55.0
Avg. Dist. to Rail [m]	4.0	2.2	1.7	3.1	5.4	6.4
Avg. Stride Freq. [Hz]	2.3	2.3	2.3	2.3	2.2	2.2
Avg. Stride Length [m]	5.9	7.6	7.2	7.2	7.1	6.6



- [] Ranking at each section and finish
- :-:- No data available at this section
- NA No data available

Horse/Jockey Name	DAMAGED/Caitlin Tootell
Finish Rank	5
Fastest Section Time (Section)	0:11.36 (L1000)
Top Speed [km/h] (Section)	64.1 (Overall)
Race State	Finished



Gawler SA - Professional

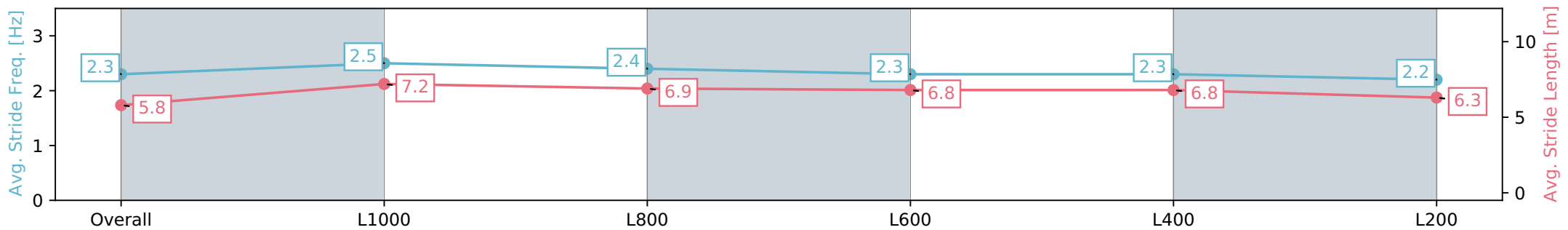
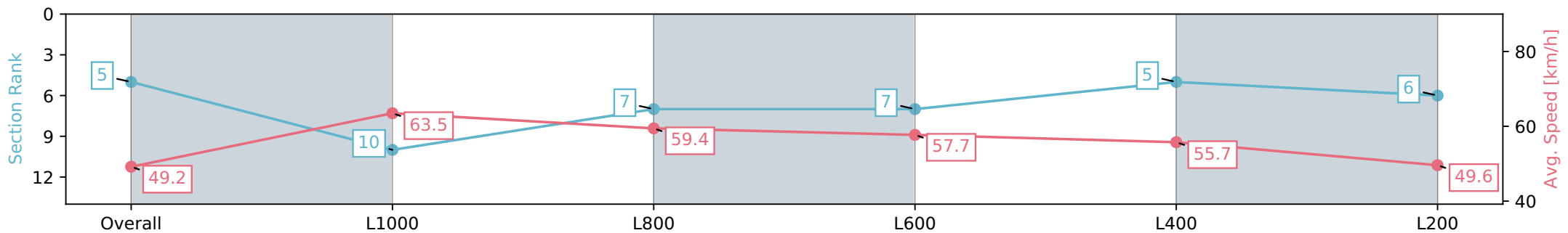
Race 9: Wolf Blass Adelaide Hills Wine Bar Hahndorf
Benchmark 56 Handicap - 1200m

26 June 2024 - 4:25PM

Track Rating: Heavy 10, Weather: Overcast, Rail Position: +5m
Entire



Section	Overall	L1000	L800	L600	L400	L200
Section Times	1:18.12 [5] (0:14.64)	1:03.48 [10] (0:11.36)	0:52.12 [7] (0:12.12)	0:40.00 [7] (0:12.54)	0:27.46 [5] (0:12.95)	0:14.51 [6] (0:14.51)
Average Speed [km/h]	49.2	63.5	59.4	57.7	55.7	49.6
Top Speed [km/h]	63.7	64.1	61.7	58.7	57.5	52.7
Avg. Dist. to Rail [m]	1.9	0.5	0.5	1.2	0.6	0.8
Avg. Stride Freq. [Hz]	2.3	2.5	2.4	2.3	2.3	2.2
Avg. Stride Length [m]	5.8	7.2	6.9	6.8	6.8	6.3



- [] Ranking at each section and finish
- :-:- No data available at this section
- NA No data available

Horse/Jockey Name	JAMAICAN GOLD/Nichola Yuen
Finish Rank	6
Fastest Section Time (Section)	0:11.42 (L1000)
Top Speed [km/h] (Section)	64.6 (Overall)
Race State	Finished



Gawler SA - Professional

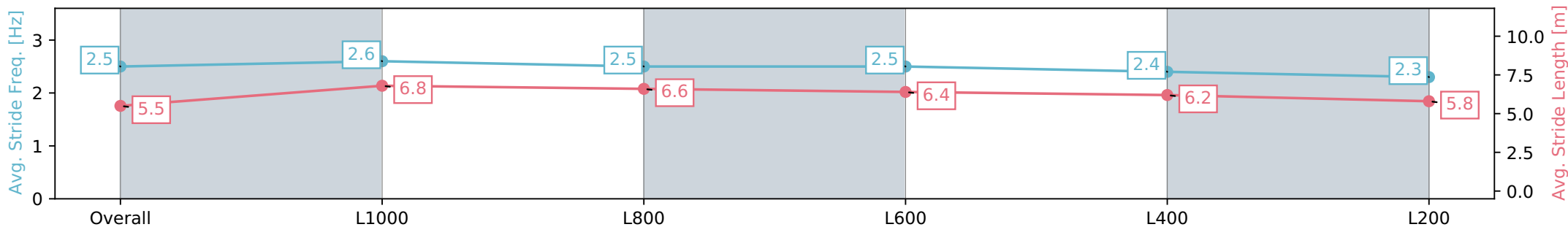
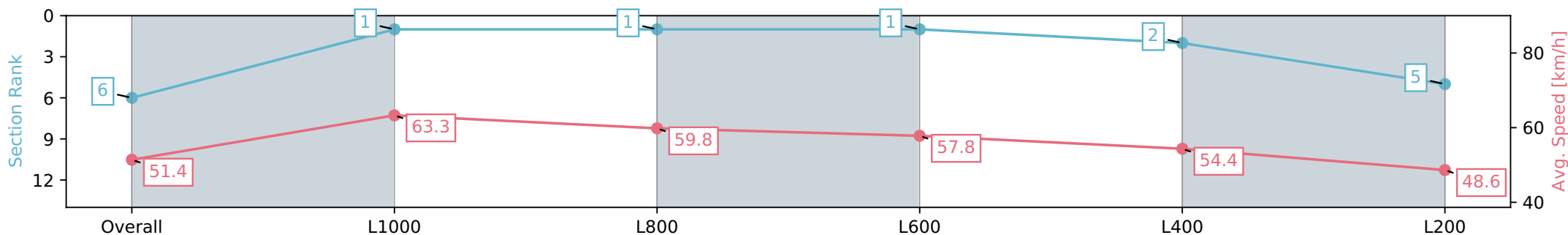
Race 9: Wolf Blass Adelaide Hills Wine Bar Hahndorf
Benchmark 56 Handicap - 1200m

26 June 2024 - 4:25PM

Track Rating: Heavy 10, Weather: Overcast, Rail Position: +5m
Entire



Section	Overall	L1000	L800	L600	L400	L200
Section Times	1:18.25 [6] (0:14.01)	1:04.24 [1] (0:11.42)	0:52.82 [1] (0:12.09)	0:40.73 [1] (0:12.56)	0:28.16 [2] (0:13.33)	0:14.83 [5] (0:14.83)
Average Speed [km/h]	51.4	63.3	59.8	57.8	54.4	48.6
Top Speed [km/h]	64.6	64.5	61.5	58.9	56.8	52.8
Avg. Dist. to Rail [m]	8.4	2.6	0.6	2.3	4.2	4.7
Avg. Stride Freq. [Hz]	2.5	2.6	2.5	2.5	2.4	2.3
Avg. Stride Length [m]	5.5	6.8	6.6	6.4	6.2	5.8



- [] Ranking at each section and finish
- :-:- No data available at this section
- NA No data available

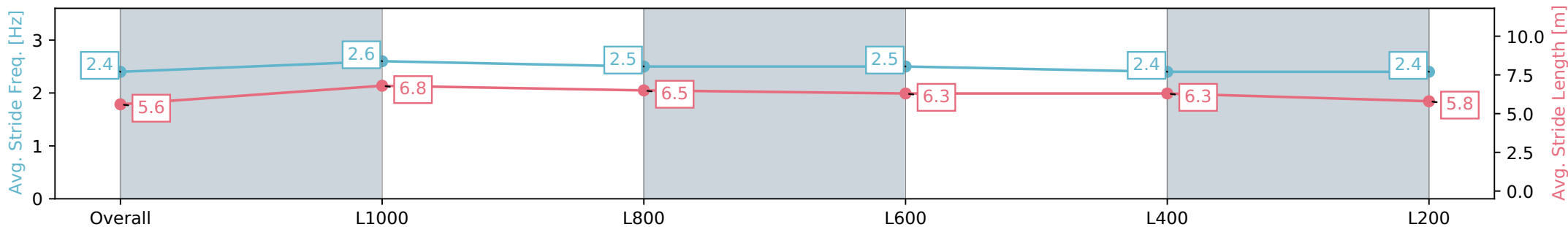
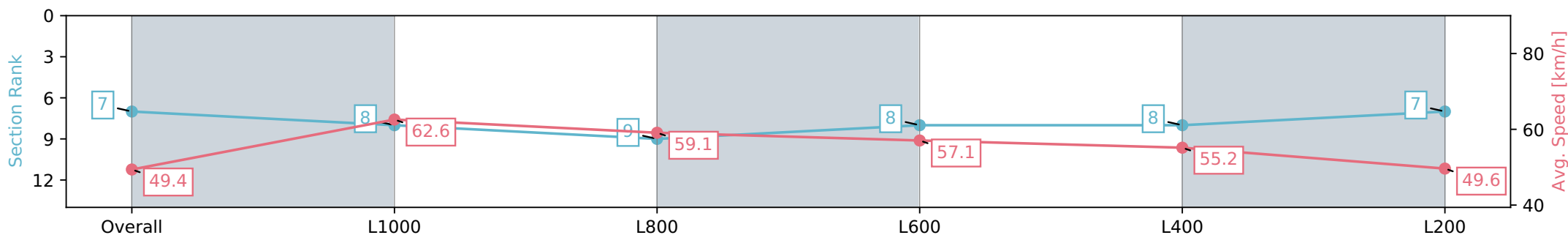
Horse/Jockey Name	PYRAMID OF FIRE/Margaret Collett
Finish Rank	7
Fastest Section Time (Section)	0:11.48 (L1000)
Top Speed [km/h] (Section)	64.5 (Overall)
Race State	Finished



Gawler SA - Professional
 Race 9: Wolf Blass Adelaide Hills Wine Bar Hahndorf
 Benchmark 56 Handicap - 1200m
 26 June 2024 - 4:25PM
 Track Rating: Heavy 10, Weather: Overcast, Rail Position: +5m
 Entire



Section	Overall	L1000	L800	L600	L400	L200
Section Times	1:18.38 [7] (0:14.56)	1:03.82 [8] (0:11.48)	0:52.34 [9] (0:12.12)	0:40.22 [8] (0:12.62)	0:27.60 [8] (0:13.10)	0:14.50 [7] (0:14.50)
Average Speed [km/h]	49.4	62.6	59.1	57.1	55.2	49.6
Top Speed [km/h]	61.5	64.5	60.3	58.4	57.8	53.3
Avg. Dist. to Rail [m]	0.8	0.6	1.0	0.4	1.0	2.5
Avg. Stride Freq. [Hz]	2.4	2.6	2.5	2.5	2.4	2.4
Avg. Stride Length [m]	5.6	6.8	6.5	6.3	6.3	5.8



Report Created: Wed 26 June 2024 17:12:58 GMT+10 (Note: Timing is based on positional data)

- [] Ranking at each section and finish
- :-:- No data available at this section
- NA No data available

Horse/Jockey Name	UNDERCOVER AGENT/Caitlyn Munro
Finish Rank	8
Fastest Section Time (Section)	0:11.59 (L1000)
Top Speed [km/h] (Section)	63.8 (Overall)
Race State	Finished



Gawler SA - Professional

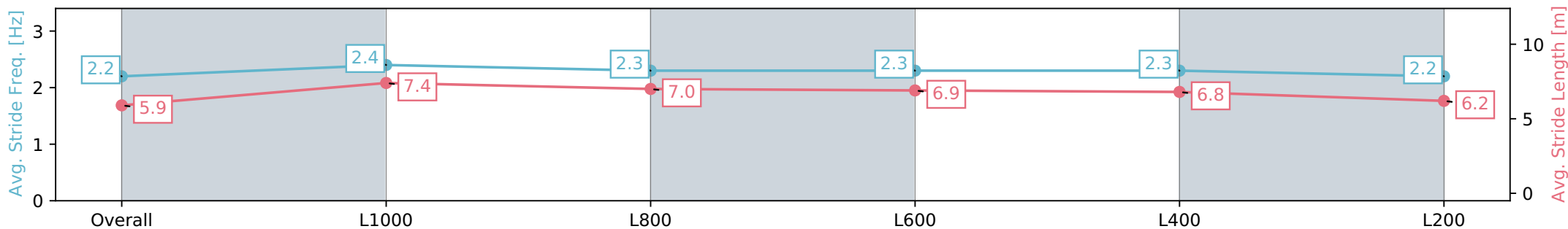
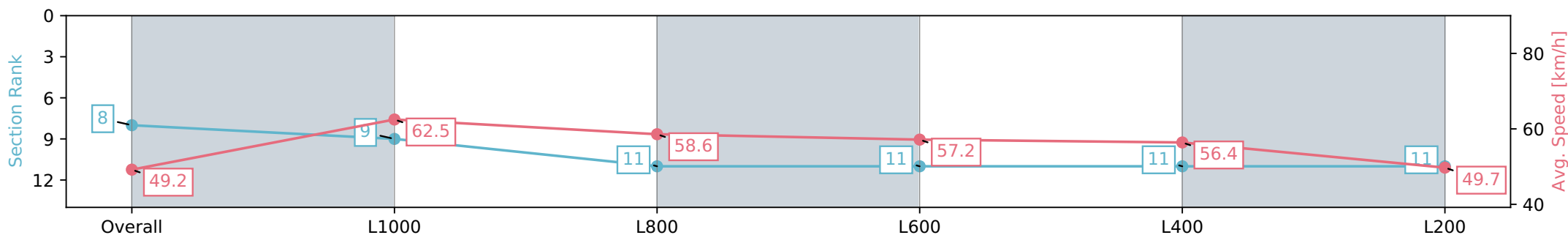
Race 9: Wolf Blass Adelaide Hills Wine Bar Hahndorf
Benchmark 56 Handicap - 1200m

26 June 2024 - 4:25PM

Track Rating: Heavy 10, Weather: Overcast, Rail Position: +5m
Entire



Section	Overall	L1000	L800	L600	L400	L200
Section Times	1:18.73 [8] (0:14.63)	1:04.10 [9] (0:11.59)	0:52.51 [11] (0:12.30)	0:40.21 [11] (0:12.79)	0:27.42 [11] (0:12.98)	0:14.44 [11] (0:14.44)
Average Speed [km/h]	49.2	62.5	58.6	57.2	56.4	49.7
Top Speed [km/h]	62.6	63.8	61.4	57.7	58.1	53.1
Avg. Dist. to Rail [m]	7.1	2.6	0.6	2.7	8.5	10.0
Avg. Stride Freq. [Hz]	2.2	2.4	2.3	2.3	2.3	2.2
Avg. Stride Length [m]	5.9	7.4	7.0	6.9	6.8	6.2



- [] Ranking at each section and finish
- :-:- No data available at this section
- NA No data available

Horse/Jockey Name	TRANTORO/Alana Livesey
Finish Rank	9
Fastest Section Time (Section)	0:11.49 (L1000)
Top Speed [km/h] (Section)	64.7 (Overall)
Race State	Finished



Gawler SA - Professional

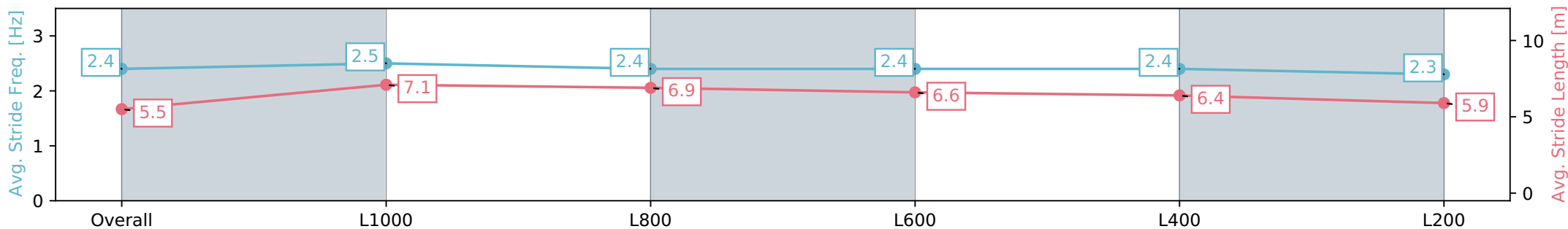
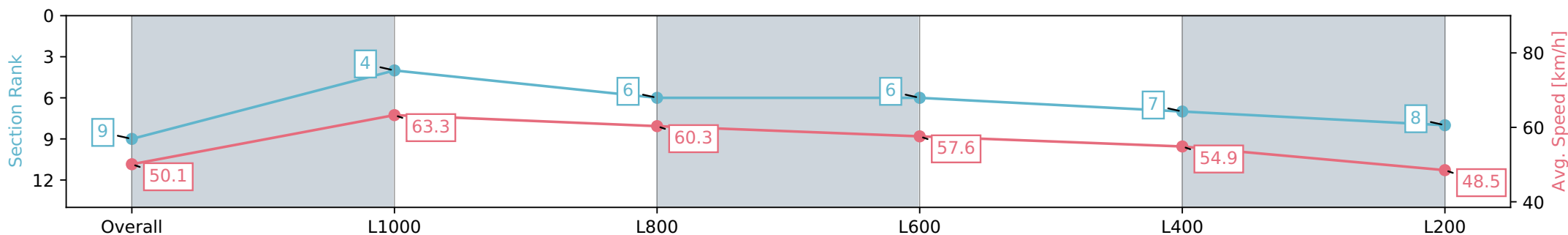
Race 9: Wolf Blass Adelaide Hills Wine Bar Hahndorf
Benchmark 56 Handicap - 1200m

26 June 2024 - 4:25PM

Track Rating: Heavy 10, Weather: Overcast, Rail Position: +5m
Entire



Section	Overall	L1000	L800	L600	L400	L200
Section Times	1:18.81 [9] (0:14.36)	1:04.45 [4] (0:11.49)	0:52.96 [6] (0:12.19)	0:40.77 [6] (0:12.67)	0:28.10 [7] (0:13.24)	0:14.86 [8] (0:14.86)
Average Speed [km/h]	50.1	63.3	60.3	57.6	54.9	48.5
Top Speed [km/h]	62.6	64.7	63.0	61.2	57.6	51.7
Avg. Dist. to Rail [m]	5.4	3.7	3.2	3.5	4.6	5.9
Avg. Stride Freq. [Hz]	2.4	2.5	2.4	2.4	2.4	2.3
Avg. Stride Length [m]	5.5	7.1	6.9	6.6	6.4	5.9



- [] Ranking at each section and finish
- :-:- No data available at this section
- NA No data available

Horse/Jockey Name	BASE OF FIRE/Todd Pannell
Finish Rank	10
Fastest Section Time (Section)	0:11.47 (L1000)
Top Speed [km/h] (Section)	64.1 (Overall)
Race State	Finished



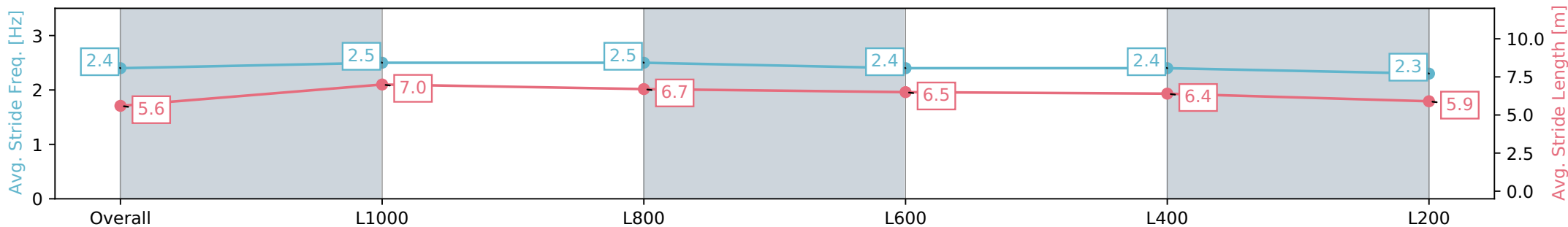
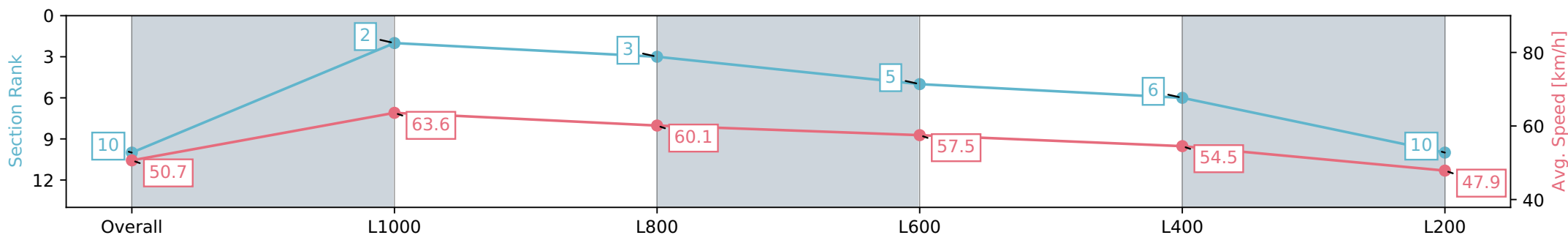
Gawler SA - Professional
 Race 9: Wolf Blass Adelaide Hills Wine Bar Hahndorf
 Benchmark 56 Handicap - 1200m



26 June 2024 - 4:25PM

Track Rating: Heavy 10, Weather: Overcast, Rail Position: +5m Entire

Section	Overall	L1000	L800	L600	L400	L200
Section Times	1:19.09 [10] (0:14.24)	1:04.85 [2] (0:11.47)	0:53.38 [3] (0:12.22)	0:41.16 [5] (0:12.77)	0:28.39 [6] (0:13.36)	0:15.03 [10] (0:15.03)
Average Speed [km/h]	50.7	63.6	60.1	57.5	54.5	47.9
Top Speed [km/h]	63.6	64.1	63.7	58.7	56.5	51.4
Avg. Dist. to Rail [m]	7.2	4.7	3.7	4.2	6.5	7.7
Avg. Stride Freq. [Hz]	2.4	2.5	2.5	2.4	2.4	2.3
Avg. Stride Length [m]	5.6	7.0	6.7	6.5	6.4	5.9



Report Created: Wed 26 June 2024 17:13:05 GMT+10 (Note: Timing is based on positional data)

- [] Ranking at each section and finish
- :-:- No data available at this section
- NA No data available

Horse/Jockey Name	LITTLE RICH BOY/Samuel Payne
Finish Rank	11
Fastest Section Time (Section)	0:11.39 (L1000)
Top Speed [km/h] (Section)	64.8 (Overall)
Race State	Finished



Gawler SA - Professional

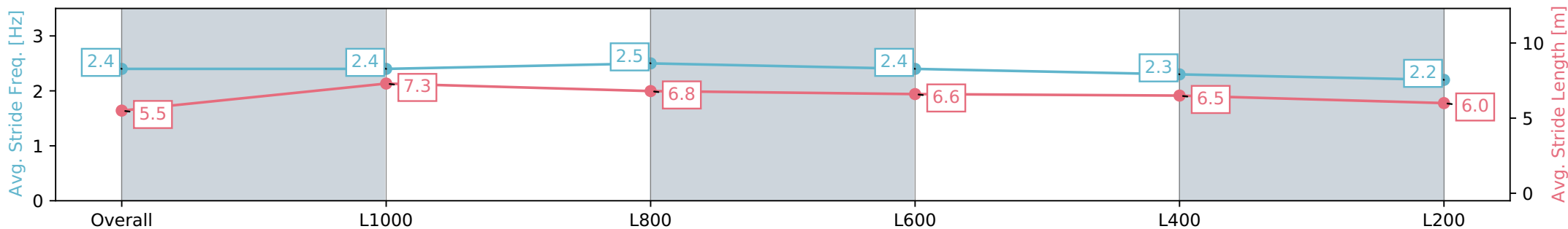
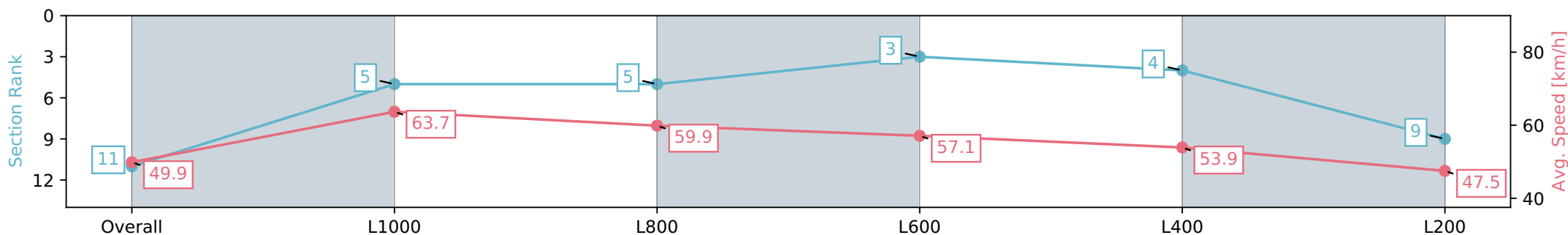
Race 9: Wolf Blass Adelaide Hills Wine Bar Hahndorf
Benchmark 56 Handicap - 1200m

26 June 2024 - 4:25PM

Track Rating: Heavy 10, Weather: Overcast, Rail Position: +5m
Entire



Section	Overall	L1000	L800	L600	L400	L200
Section Times	1:19.20 [11] (0:14.43)	1:04.77 [5] (0:11.39)	0:53.38 [5] (0:11.97)	0:41.41 [3] (0:12.73)	0:28.68 [4] (0:13.52)	0:15.16 [9] (0:15.16)
Average Speed [km/h]	49.9	63.7	59.9	57.1	53.9	47.5
Top Speed [km/h]	63.1	64.8	62.1	58.5	57.1	50.9
Avg. Dist. to Rail [m]	3.5	2.6	0.5	2.3	6.2	7.0
Avg. Stride Freq. [Hz]	2.4	2.4	2.5	2.4	2.3	2.2
Avg. Stride Length [m]	5.5	7.3	6.8	6.6	6.5	6.0



- [] Ranking at each section and finish
- :-:- No data available at this section
- NA No data available