



RACINGSA

# Gawler SA

Race 8: Sportsbet Bet With Mates Class Two Handicap - 1516m

26 June 2024 - 3:51PM

Track Rating: Heavy 10, Weather: Overcast, Rail Position: +5m Entire



Section Field Times							Overall	L1400	L1200	L1000	L800	L600		
							1:38.53 (0:09.77)	1:28.76 (0:12.09)	1:16.67 (0:12.77)	1:03.90 (0:12.94)	0:50.95 (0:12.94)	0:38.02 (0:12.32)		
Position	#	Horse/Jockey	Barrier	Top Speed [km/h]	Fastest Section	First 400m							Distance Travelled From Winner [m]	
1	2	<b>CHAMBERS BAY</b> Kayla Crowther	1	60.7 1400-1200	0:12.12 1400-1200	0:27.23	1:38.53 (0:09.84)	1:28.69 [2] (0:12.12)	1:16.57 [2] (0:12.67)	1:03.90 [1] (0:13.02)	0:50.88 [2] (0:12.86)	0:38.02 [1] (0:12.32)		
2	6	<b>MIDNIGHT RUSH</b> Justin Potter	8	62.3 1400-1200	0:12.11 1400-1200	0:27.46	1:39.18 (0:10.05)	1:29.13 [5] (0:12.11)	1:17.02 [5] (0:12.72)	1:04.30 [5] (0:12.94)	0:51.36 [5] (0:13.01)	0:38.35 [6] (0:12.39)	+1	
3	8	<b>OUR DIVINYL</b> Jason Holder	11	61.1 1400-1200	0:12.20 1400-1200	0:27.65	1:39.25 (0:10.09)	1:29.16 [7] (0:12.20)	1:16.96 [6] (0:12.69)	1:04.27 [6] (0:12.88)	0:51.39 [6] (0:12.92)	0:38.47 [5] (0:12.50)	+9	
4	9	<b>SADLER'S SONG</b> Teagan Voorham	9	61.2 1400-1200	0:12.20 1400-1200	0:27.37	1:39.70 (0:09.87)	1:29.83 [4] (0:12.20)	1:17.63 [4] (0:12.62)	1:05.01 [3] (0:12.88)	0:52.13 [1] (0:12.95)	0:39.18 [2] (0:12.62)	+9	
5	1	<b>ESKY</b> Jacob Opperman	4	60.6 1400-1200	0:12.31 1400-1200	0:28.17	1:39.83 (0:10.47)	1:29.36 [11] (0:12.31)	1:17.05 [11] (0:12.89)	1:04.16 [12] (0:12.98)	0:51.18 [12] (0:12.82)	0:38.36 [11] (0:12.33)	+6	
6	4	<b>LIFT THE BAR</b> Samuel Payne	6	59.8 1400-1200	0:12.40 1400-1200	0:27.88	1:39.90 (0:10.10)	1:29.80 [8] (0:12.40)	1:17.40 [9] (0:12.94)	1:04.46 [9] (0:12.83)	0:51.63 [9] (0:12.77)	0:38.86 [7] (0:12.56)	+3	
7	3	<b>IT'S DAN THE MAN</b> Callan Murray	5	63.2 1400-1200	0:12.09 1400-1200	0:27.22	1:40.58 (0:09.77)	1:30.81 [1] (0:12.09)	1:18.72 [1] (0:12.81)	1:05.91 [2] (0:13.05)	0:52.86 [3] (0:12.81)	0:40.05 [3] (0:12.69)	+3	
8	12	<b>DIFFLIN COUNTY</b> Stacey Metcalfe	12	59.8 1400-1200	0:12.30 1400-1200	0:27.73	1:40.60 (0:10.06)	1:30.54 [6] (0:12.30)	1:18.24 [7] (0:12.82)	1:05.42 [7] (0:13.01)	0:52.41 [8] (0:13.03)	0:39.38 [9] (0:12.93)	+11	
9	7	<b>KNIGHTJAR</b> Todd Pannell	7	60.1 1400-1200	0:12.33 1400-1200	0:28.13	1:40.86 (0:10.45)	1:30.41 [10] (0:12.33)	1:18.08 [10] (0:12.82)	1:05.26 [11] (0:12.82)	0:52.44 [10] (0:12.96)	0:39.48 [10] (0:12.65)	+8	
10	5	<b>FRANKIE'S ME DAD</b> Jessica Eaton	13	60.7 1400-1200	0:12.12 1400-1200	0:28.02	1:41.17 (0:10.66)	1:30.51 [12] (0:12.12)	1:18.39 [11] (0:12.73)	1:05.66 [10] (0:12.98)	0:52.68 [11] (0:12.98)	0:39.70 [12] (0:12.67)	+13	

Scratched: Vegas Destiny (#13)

Report Created: Wed 26 June 2024 16:33:42 GMT+10 (Note: Timing is based on positional data)

- [ ] Position in running at each section and finish
- # Saddle cloth number
- :-:- No data available at this section
- DNF Did not finish
- NA No data available
- DNT Did not track
- █ Background shading for fastest section



RACINGSA

# Gawler SA

Race 8: Sportsbet Bet With Mates Class Two Handicap - 1516m

26 June 2024 - 3:51PM

Track Rating: Heavy 10, Weather: Overcast, Rail Position: +5m Entire



Section	Overall	L1400	L1200	L1000	L800	L600
Field Times	1:38.53 (0:09.77)	1:28.76 (0:12.09)	1:16.67 (0:12.77)	1:03.90 (0:12.94)	0:50.95 (0:12.94)	0:38.02 (0:12.32)

Position	#	Horse/Jockey	Barrier	Top Speed [km/h]	Fastest Section	First 400m	Overall	L1400	L1200	L1000	L800	L600	Distance Travelled From Winner [m]
11	10	MISCHIEVOUS TYCOON	10	60.4	0:12.33	0:27.84	1:41.57	1:31.40 [9]	1:19.07 [8]	1:06.34 [8]	0:53.49 [7]	0:40.52 [8]	+9
		Brooke King		1400-1200	1400-1200		(0:10.17)	(0:12.33)	(0:12.73)	(0:12.85)	(0:12.97)	(0:12.92)	
12	11	MYSTIC KNOT	3	61.0	0:12.18	0:27.32	1:41.65	1:31.79 [3]	1:19.61 [3]	1:06.86 [4]	0:53.89 [4]	0:40.88 [4]	+2
		Anna Jordsjo		1600-1400	1400-1200		(0:09.86)	(0:12.18)	(0:12.75)	(0:12.97)	(0:13.01)	(0:12.93)	

Scratched: Vegas Destiny (#13)

- [ ] Position in running at each section and finish # Saddle cloth number
- :-:- No data available at this section DNF Did not finish
- NA No data available DNT Did not track
- █ Background shading for fastest section



RACINGSA

# Gawler SA

Race 8: Sportsbet Bet With Mates Class Two Handicap - 1516m

26 June 2024 - 3:51PM

Track Rating: Heavy 10, Weather: Overcast, Rail Position: +5m Entire



## Section

## Field Times

L400

0:25.70

(0:12.47)

L200

0:13.23

(0:13.23)

Position	#	Horse/Jockey	Barrier	Top Speed [km/h]	Fastest Section	First 400m	L400 0:25.70 (0:12.47)	L200 0:13.23 (0:13.23)	Margin	Distance Travelled From Winner [m]
1	2	<b>CHAMBERS BAY</b> Kayla Crowther	1	60.7 1400-1200	0:12.12 1400-1200	0:27.23	0:25.70 [1] (0:12.47)	0:13.23 [1] (0:13.23)	1:38.53	
2	6	<b>MIDNIGHT RUSH</b> Justin Potter	8	62.3 1400-1200	0:12.11 1400-1200	0:27.46	0:25.96 [3] (0:12.53)	0:13.43 [2] (0:13.43)	3.5L	+1
3	8	<b>OUR DIVINYL</b> Jason Holder	11	61.1 1400-1200	0:12.20 1400-1200	0:27.65	0:25.97 [5] (0:12.65)	0:13.32 [4] (0:13.32)	3.9L	+9
4	9	<b>SADLER'S SONG</b> Teagan Voorham	9	61.2 1400-1200	0:12.20 1400-1200	0:27.37	0:26.56 [2] (0:12.79)	0:13.77 [3] (0:13.77)	6.3L	+9
5	1	<b>ESKY</b> Jacob Opperman	4	60.6 1400-1200	0:12.31 1400-1200	0:28.17	0:26.03 [8] (0:12.50)	0:13.53 [6] (0:13.53)	7.0L	+6
6	4	<b>LIFT THE BAR</b> Samuel Payne	6	59.8 1400-1200	0:12.40 1400-1200	0:27.88	0:26.30 [6] (0:12.67)	0:13.63 [5] (0:13.63)	7.4L	+3
7	3	<b>IT'S DAN THE MAN</b> Callan Murray	5	63.2 1400-1200	0:12.09 1400-1200	0:27.22	0:27.36 [4] (0:13.16)	0:14.20 [7] (0:14.20)	11.1L	+3
8	12	<b>DIFFLIN COUNTY</b> Stacey Metcalfe	12	59.8 1400-1200	0:12.30 1400-1200	0:27.73	0:26.45 [12] (0:12.99)	0:13.46 [12] (0:13.46)	11.2L	+11
9	7	<b>KNIGHTJAR</b> Todd Pannell	7	60.1 1400-1200	0:12.33 1400-1200	0:28.13	0:26.83 [10] (0:12.72)	0:14.11 [8] (0:14.11)	12.6L	+8
10	5	<b>FRANKIE'S ME DAD</b> Jessica Eaton	13	60.7 1400-1200	0:12.12 1400-1200	0:28.02	0:27.03 [11] (0:12.74)	0:14.29 [10] (0:14.28)	14.3L	+13

Scratched: Vegas Destiny (#13)

- [ ] Position in running at each section and finish
- # Saddle cloth number
- :-:- No data available at this section
- DNF Did not finish
- NA No data available
- DNT Did not track
- █ Background shading for fastest section



RACINGSA

# Gawler SA

Race 8: Sportsbet Bet With Mates Class Two Handicap - 1516m

26 June 2024 - 3:51PM

Track Rating: Heavy 10, Weather: Overcast, Rail Position: +5m Entire



GAWLER BAROSSA JOCKEY CLUB

### Section

### Field Times

L400

0:25.70

(0:12.47)

L200

0:13.23

(0:13.23)

Position	#	Horse/Jockey	Barrier	Top Speed [km/h]	Fastest Section	First 400m	L400	L200	Margin					Distance Travelled From Winner [m]
11	10	MISCHIEVOUS TYCOON	10	60.4	0:12.33	0:27.84	0:27.60 [9]	0:14.75 [9]	16.4L					+9
		Brooke King		1400-1200	1400-1200		(0:12.85)	(0:14.75)						
12	11	MYSTIC KNOT	3	61.0	0:12.18	0:27.32	0:27.95 [7]	0:14.66 [11]	16.9L					+2
		Anna Jordsjo		1600-1400	1400-1200		(0:13.28)	(0:14.66)						

Scratched: Vegas Destiny (#13)

- [ ] Position in running at each section and finish # Saddle cloth number
- :-:- No data available at this section DNF Did not finish
- NA No data available DNT Did not track
- █ Background shading for fastest section

Horse/Jockey Name	CHAMBERS BAY/Kayla Crowther
Finish Rank	1
Fastest Section Time (Section)	0:12.12 (L1400)
Top Speed [km/h] (Section)	60.7 (L1400)
Race State	Finished



### Gawler SA - Professional

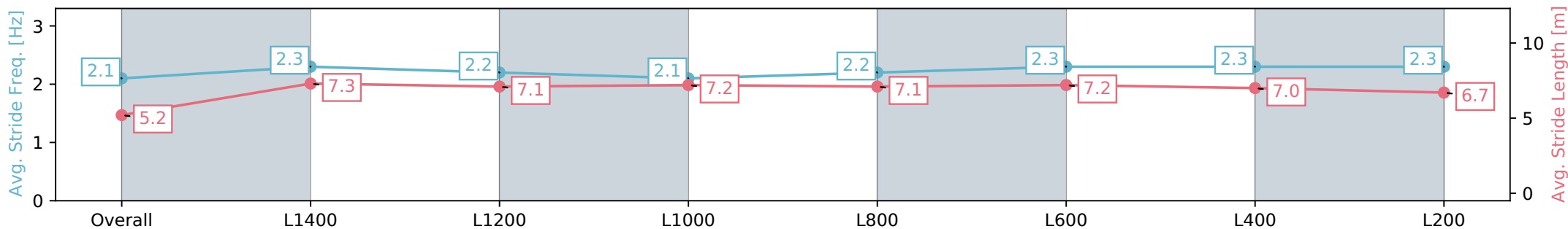
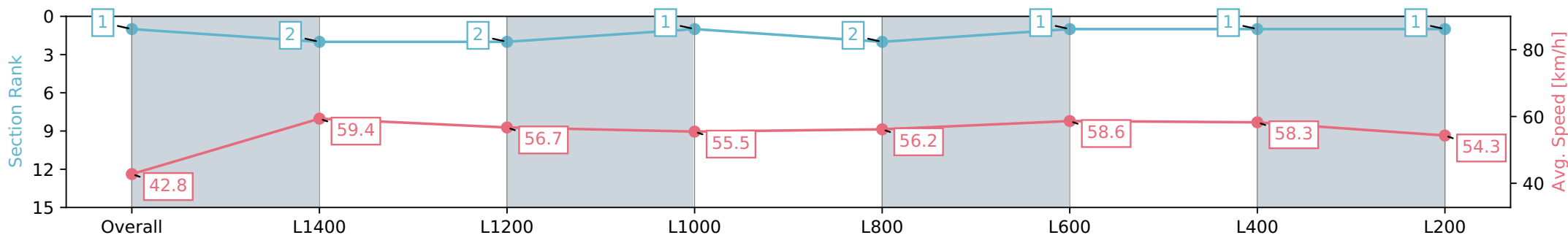
Race 8: Sportsbet Bet With Mates Class Two Handicap - 1516m

26 June 2024 - 3:51PM

Track Rating: Heavy 10, Weather: Overcast, Rail Position: +5m Entire



Section	Overall	L1400	L1200	L1000	L800	L600	L400	L200
Section Times	1:38.53 [1] (0:09.84)	1:28.69 [2] (0:12.12)	1:16.57 [2] (0:12.67)	1:03.90 [1] (0:13.02)	0:50.88 [2] (0:12.86)	0:38.02 [1] (0:12.32)	0:25.70 [1] (0:12.47)	0:13.23 [1] (0:13.23)
Average Speed [km/h]	42.8	59.4	56.7	55.5	56.2	58.6	58.3	54.3
Top Speed [km/h]	60.0	60.7	58.1	56.2	58.4	59.0	58.8	56.8
Avg. Dist. to Rail [m]	1.2	0.7	0.9	0.7	0.8	1.0	3.5	6.2
Avg. Stride Freq. [Hz]	2.1	2.3	2.2	2.1	2.2	2.3	2.3	2.3
Avg. Stride Length [m]	5.2	7.3	7.1	7.2	7.1	7.2	7.0	6.7



Report Created: Wed 26 June 2024 16:33:46 GMT+10 (Note: Timing is based on positional data)

- [ ] Ranking at each section and finish
- :-:- No data available at this section
- NA No data available

Horse/Jockey Name	MIDNIGHT RUSH/Justin Potter
Finish Rank	2
Fastest Section Time (Section)	0:12.11 (L1400)
Top Speed [km/h] (Section)	62.3 (L1400)
Race State	Finished



### Gawler SA - Professional

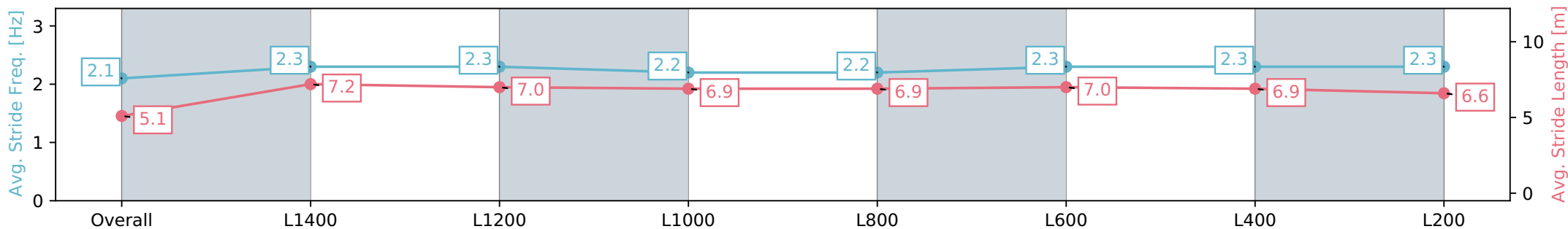
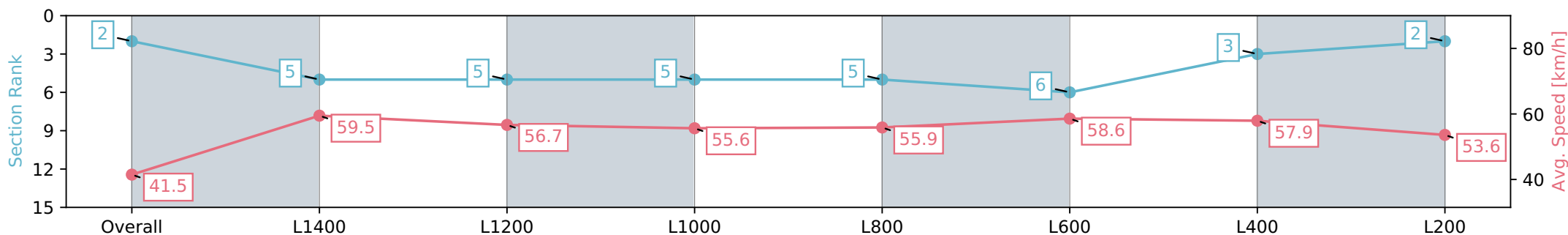
Race 8: Sportsbet Bet With Mates Class Two Handicap - 1516m

26 June 2024 - 3:51PM

Track Rating: Heavy 10, Weather: Overcast, Rail Position: +5m Entire



Section	Overall	L1400	L1200	L1000	L800	L600	L400	L200
Section Times	1:39.18 [2] (0:10.05)	1:29.13 [5] (0:12.11)	1:17.02 [5] (0:12.72)	1:04.30 [5] (0:12.94)	0:51.36 [5] (0:13.01)	0:38.35 [6] (0:12.39)	0:25.96 [3] (0:12.53)	0:13.43 [2] (0:13.43)
Average Speed [km/h]	41.5	59.5	56.7	55.6	55.9	58.6	57.9	53.6
Top Speed [km/h]	60.8	62.3	58.3	57.2	58.2	59.4	59.8	56.5
Avg. Dist. to Rail [m]	5.0	1.4	0.5	0.3	1.8	1.9	4.1	5.6
Avg. Stride Freq. [Hz]	2.1	2.3	2.3	2.2	2.2	2.3	2.3	2.3
Avg. Stride Length [m]	5.1	7.2	7.0	6.9	6.9	7.0	6.9	6.6



Report Created: Wed 26 June 2024 16:33:49 GMT+10 (Note: Timing is based on positional data)

- [ ] Ranking at each section and finish
- :-:- No data available at this section
- NA No data available

Horse/Jockey Name	OUR DIVINYL/Jason Holder
Finish Rank	3
Fastest Section Time (Section)	0:12.20 (L1400)
Top Speed [km/h] (Section)	61.1 (L1400)
Race State	Finished



### Gawler SA - Professional

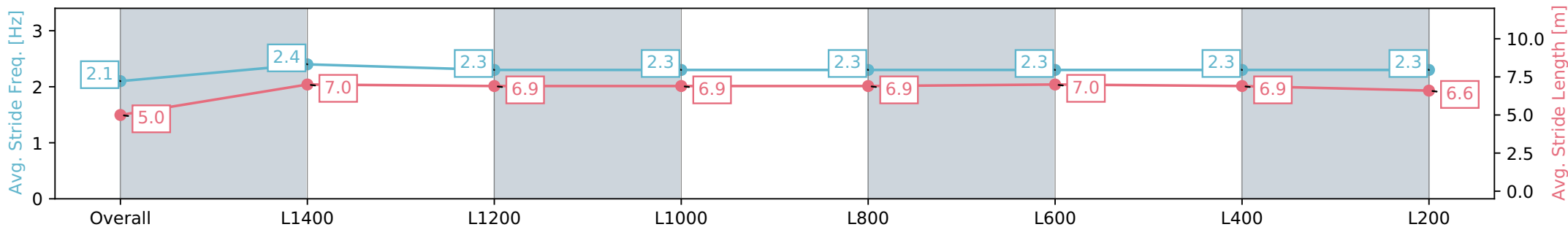
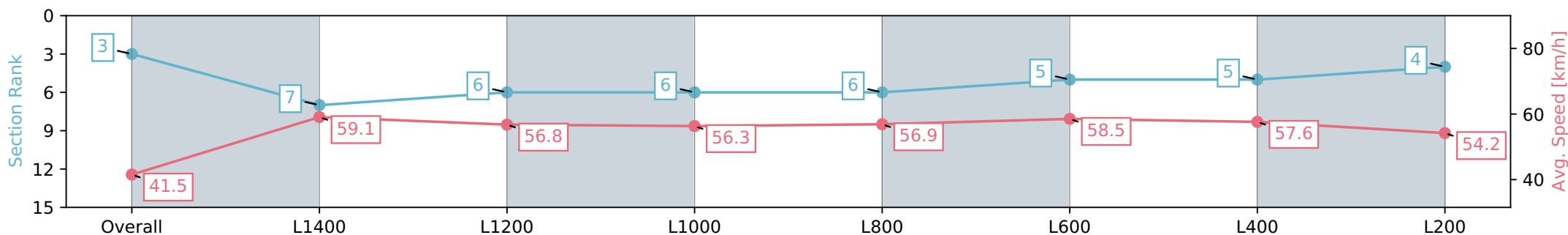
Race 8: Sportsbet Bet With Mates Class Two Handicap - 1516m

26 June 2024 - 3:51PM

Track Rating: Heavy 10, Weather: Overcast, Rail Position: +5m Entire



Section	Overall	L1400	L1200	L1000	L800	L600	L400	L200
Section Times	1:39.25 [3] (0:10.09)	1:29.16 [7] (0:12.20)	1:16.96 [6] (0:12.69)	1:04.27 [6] (0:12.88)	0:51.39 [6] (0:12.92)	0:38.47 [5] (0:12.50)	0:25.97 [5] (0:12.65)	0:13.32 [4] (0:13.32)
Average Speed [km/h]	41.5	59.1	56.8	56.3	56.9	58.5	57.6	54.2
Top Speed [km/h]	59.7	61.1	57.3	57.0	59.2	59.8	59.4	56.1
Avg. Dist. to Rail [m]	6.4	1.9	1.4	2.3	3.4	3.9	6.8	7.3
Avg. Stride Freq. [Hz]	2.1	2.4	2.3	2.3	2.3	2.3	2.3	2.3
Avg. Stride Length [m]	5.0	7.0	6.9	6.9	6.9	7.0	6.9	6.6



Report Created: Wed 26 June 2024 16:33:53 GMT+10 (Note: Timing is based on positional data)

- [ ] Ranking at each section and finish
- :-:- No data available at this section
- NA No data available

Horse/Jockey Name	SADLER'S SONG/Teagan Voorham
Finish Rank	4
Fastest Section Time (Section)	0:12.20 (L1400)
Top Speed [km/h] (Section)	61.2 (L1400)
Race State	Finished



### Gawler SA - Professional

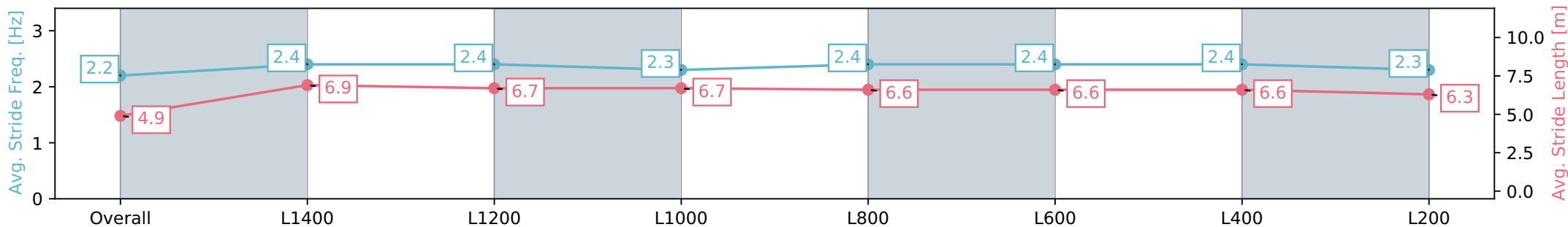
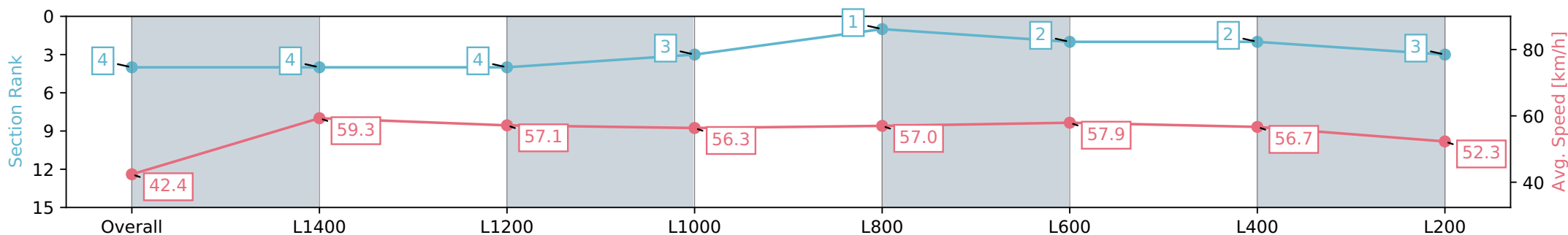
Race 8: Sportsbet Bet With Mates Class Two Handicap - 1516m

26 June 2024 - 3:51PM

Track Rating: Heavy 10, Weather: Overcast, Rail Position: +5m Entire



Section	Overall	L1400	L1200	L1000	L800	L600	L400	L200
Section Times	1:39.70 [4] (0:09.87)	1:29.83 [4] (0:12.20)	1:17.63 [4] (0:12.62)	1:05.01 [3] (0:12.88)	0:52.13 [1] (0:12.95)	0:39.18 [2] (0:12.62)	0:26.56 [2] (0:12.79)	0:13.77 [3] (0:13.77)
Average Speed [km/h]	42.4	59.3	57.1	56.3	57.0	57.9	56.7	52.3
Top Speed [km/h]	59.3	61.2	59.2	57.9	59.0	59.1	59.3	55.3
Avg. Dist. to Rail [m]	5.8	3.5	2.8	2.3	4.2	3.3	3.6	5.0
Avg. Stride Freq. [Hz]	2.2	2.4	2.4	2.3	2.4	2.4	2.4	2.3
Avg. Stride Length [m]	4.9	6.9	6.7	6.7	6.6	6.6	6.6	6.3



Report Created: Wed 26 June 2024 16:33:56 GMT+10 (Note: Timing is based on positional data)

- [ ] Ranking at each section and finish
- :-:- No data available at this section
- NA No data available



Horse/Jockey Name	ESKY/Jacob Opperman
Finish Rank	5
Fastest Section Time (Section)	0:12.31 (L1400)
Top Speed [km/h] (Section)	60.6 (L1400)
Race State	Finished



### Gawler SA - Professional

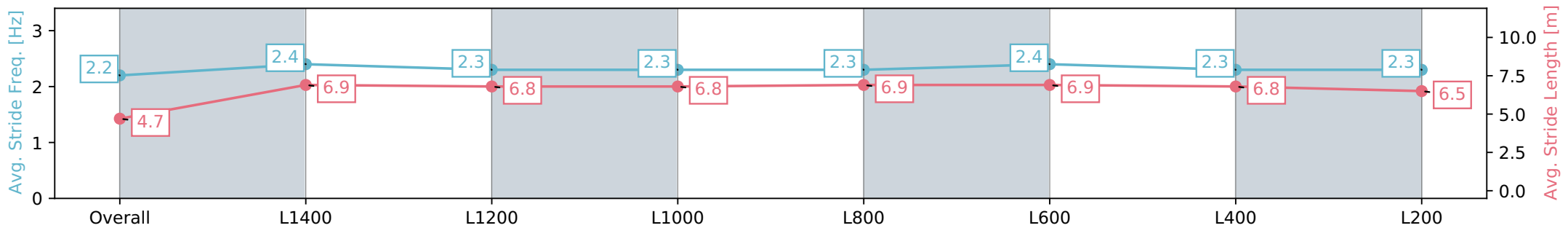
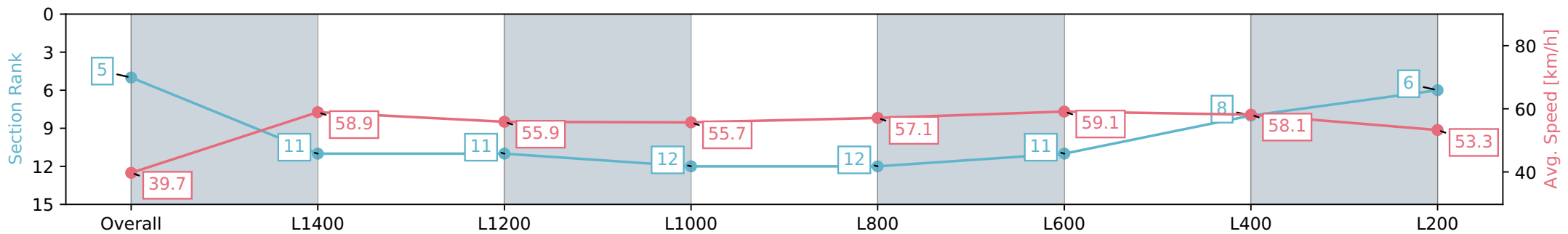
Race 8: Sportsbet Bet With Mates Class Two Handicap - 1516m

26 June 2024 - 3:51PM

Track Rating: Heavy 10, Weather: Overcast, Rail Position: +5m Entire



Section	Overall	L1400	L1200	L1000	L800	L600	L400	L200
Section Times	1:39.83 [5] (0:10.47)	1:29.36 [11] (0:12.31)	1:17.05 [11] (0:12.89)	1:04.16 [12] (0:12.98)	0:51.18 [12] (0:12.82)	0:38.36 [11] (0:12.33)	0:26.03 [8] (0:12.50)	0:13.53 [6] (0:13.53)
Average Speed [km/h]	39.7	58.9	55.9	55.7	57.1	59.1	58.1	53.3
Top Speed [km/h]	59.5	60.6	56.7	57.9	59.4	59.6	59.3	56.3
Avg. Dist. to Rail [m]	3.6	2.5	0.8	1.9	2.8	2.5	5.4	8.3
Avg. Stride Freq. [Hz]	2.2	2.4	2.3	2.3	2.3	2.4	2.3	2.3
Avg. Stride Length [m]	4.7	6.9	6.8	6.8	6.8	6.9	6.8	6.5



Report Created: Wed 26 June 2024 16:33:59 GMT+10 (Note: Timing is based on positional data)

- [ ] Ranking at each section and finish
- :-:- No data available at this section
- NA No data available

Horse/Jockey Name	LIFT THE BAR/Samuel Payne
Finish Rank	6
Fastest Section Time (Section)	0:12.40 (L1400)
Top Speed [km/h] (Section)	59.8 (L1400)
Race State	Finished



### Gawler SA - Professional

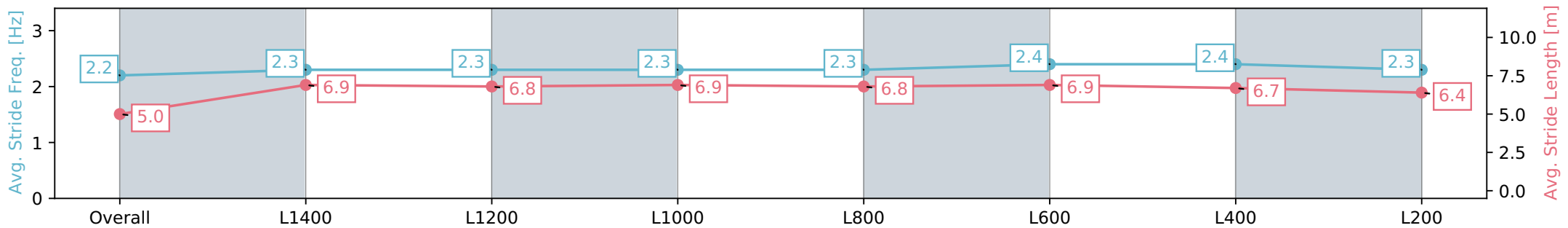
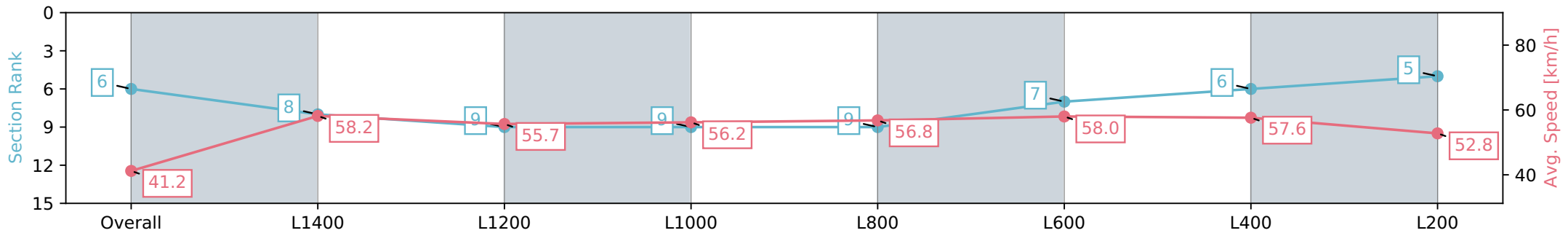
Race 8: Sportsbet Bet With Mates Class Two Handicap - 1516m

26 June 2024 - 3:51PM

Track Rating: Heavy 10, Weather: Overcast, Rail Position: +5m Entire



Section	Overall	L1400	L1200	L1000	L800	L600	L400	L200
Section Times	1:39.90 [6] (0:10.10)	1:29.80 [8] (0:12.40)	1:17.40 [9] (0:12.94)	1:04.46 [9] (0:12.83)	0:51.63 [9] (0:12.77)	0:38.86 [7] (0:12.56)	0:26.30 [6] (0:12.67)	0:13.63 [5] (0:13.63)
Average Speed [km/h]	41.2	58.2	55.7	56.2	56.8	58.0	57.6	52.8
Top Speed [km/h]	59.7	59.8	57.1	57.4	58.9	59.3	59.3	55.5
Avg. Dist. to Rail [m]	3.6	1.6	0.5	0.8	1.0	2.7	7.2	10.2
Avg. Stride Freq. [Hz]	2.2	2.3	2.3	2.3	2.3	2.4	2.4	2.3
Avg. Stride Length [m]	5.0	6.9	6.8	6.9	6.8	6.9	6.7	6.4



Report Created: Wed 26 June 2024 16:34:02 GMT+10 (Note: Timing is based on positional data)

- [ ] Ranking at each section and finish
- :-:- No data available at this section
- NA No data available

Horse/Jockey Name	IT'S DAN THE MAN/Callan Murray
Finish Rank	7
Fastest Section Time (Section)	0:12.09 (L1400)
Top Speed [km/h] (Section)	63.2 (L1400)
Race State	Finished



### Gawler SA - Professional

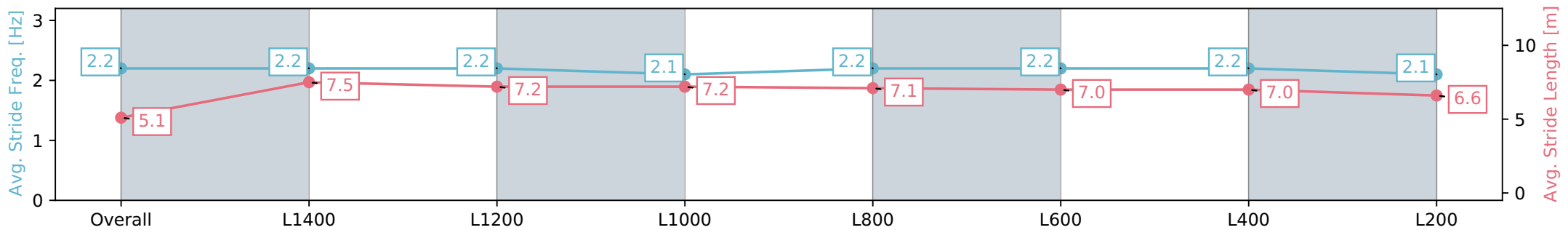
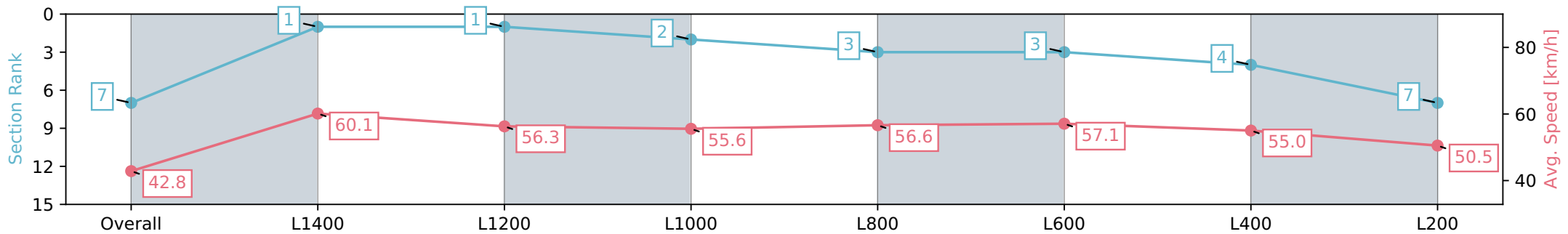
Race 8: Sportsbet Bet With Mates Class Two Handicap - 1516m

26 June 2024 - 3:51PM

Track Rating: Heavy 10, Weather: Overcast, Rail Position: +5m Entire



Section	Overall	L1400	L1200	L1000	L800	L600	L400	L200
Section Times	1:40.58 [7] (0:09.77)	1:30.81 [1] (0:12.09)	1:18.72 [1] (0:12.81)	1:05.91 [2] (0:13.05)	0:52.86 [3] (0:12.81)	0:40.05 [3] (0:12.69)	0:27.36 [4] (0:13.16)	0:14.20 [7] (0:14.20)
Average Speed [km/h]	42.8	60.1	56.3	55.6	56.6	57.1	55.0	50.5
Top Speed [km/h]	61.9	63.2	57.5	56.1	57.7	57.9	56.7	53.0
Avg. Dist. to Rail [m]	2.9	3.9	4.1	3.0	1.3	1.0	3.4	6.5
Avg. Stride Freq. [Hz]	2.2	2.2	2.2	2.1	2.2	2.2	2.2	2.1
Avg. Stride Length [m]	5.1	7.5	7.2	7.2	7.1	7.0	7.0	6.6



Report Created: Wed 26 June 2024 16:34:05 GMT+10 (Note: Timing is based on positional data)

- [ ] Ranking at each section and finish
- :-:- No data available at this section
- NA No data available

Horse/Jockey Name	DIFFLIN COUNTY/Stacey Metcalfe
Finish Rank	8
Fastest Section Time (Section)	0:12.30 (L1400)
Top Speed [km/h] (Section)	59.8 (L1400)
Race State	Finished



### Gawler SA - Professional

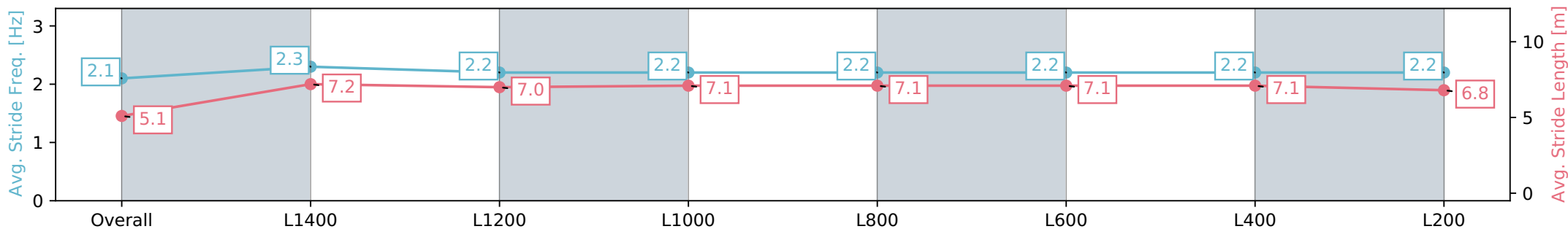
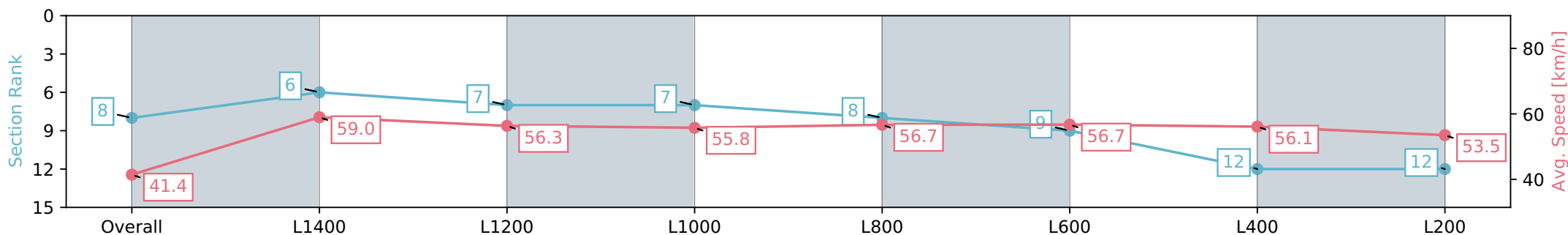
Race 8: Sportsbet Bet With Mates Class Two Handicap - 1516m

26 June 2024 - 3:51PM

Track Rating: Heavy 10, Weather: Overcast, Rail Position: +5m Entire



Section	Overall	L1400	L1200	L1000	L800	L600	L400	L200
Section Times	1:40.60 [8] (0:10.06)	1:30.54 [6] (0:12.30)	1:18.24 [7] (0:12.82)	1:05.42 [7] (0:13.01)	0:52.41 [8] (0:13.03)	0:39.38 [9] (0:12.93)	0:26.45 [12] (0:12.99)	0:13.46 [12] (0:13.46)
Average Speed [km/h]	41.4	59.0	56.3	55.8	56.7	56.7	56.1	53.5
Top Speed [km/h]	58.4	59.8	57.1	56.7	57.6	57.9	57.8	54.3
Avg. Dist. to Rail [m]	8.4	4.2	2.9	3.2	3.9	4.4	6.5	6.3
Avg. Stride Freq. [Hz]	2.1	2.3	2.2	2.2	2.2	2.2	2.2	2.2
Avg. Stride Length [m]	5.1	7.2	7.0	7.1	7.1	7.1	7.1	6.8



Report Created: Wed 26 June 2024 16:34:09 GMT+10 (Note: Timing is based on positional data)

- [ ] Ranking at each section and finish
- :-:- No data available at this section
- NA No data available

Horse/Jockey Name	KNIGHTJAR/Todd Pannell
Finish Rank	9
Fastest Section Time (Section)	0:12.33 (L1400)
Top Speed [km/h] (Section)	60.1 (L1400)
Race State	Finished



### Gawler SA - Professional

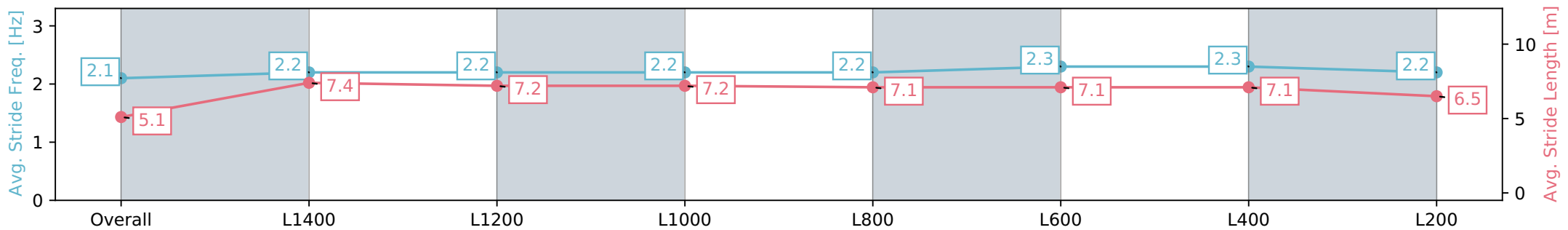
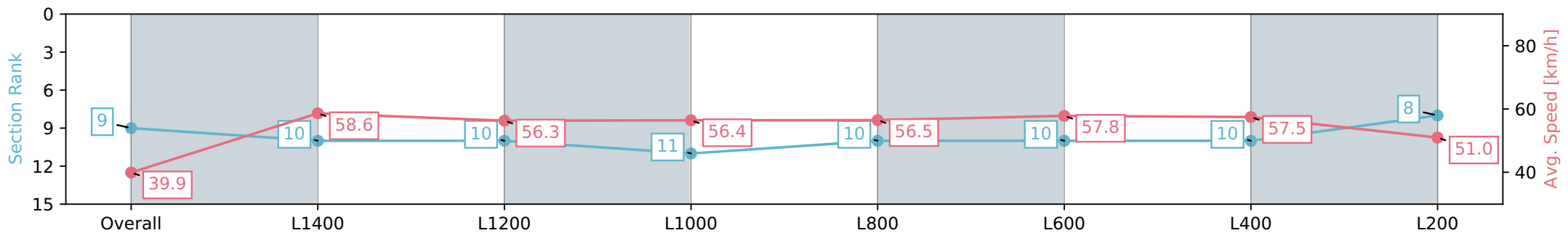
Race 8: Sportsbet Bet With Mates Class Two Handicap - 1516m

26 June 2024 - 3:51PM

Track Rating: Heavy 10, Weather: Overcast, Rail Position: +5m Entire



Section	Overall	L1400	L1200	L1000	L800	L600	L400	L200
Section Times	1:40.86 [9] (0:10.45)	1:30.41 [10] (0:12.33)	1:18.08 [10] (0:12.82)	1:05.26 [11] (0:12.82)	0:52.44 [10] (0:12.96)	0:39.48 [10] (0:12.65)	0:26.83 [10] (0:12.72)	0:14.11 [8] (0:14.11)
Average Speed [km/h]	39.9	58.6	56.3	56.4	56.5	57.8	57.5	51.0
Top Speed [km/h]	58.8	60.1	57.0	57.7	58.6	58.6	58.3	55.0
Avg. Dist. to Rail [m]	4.6	3.1	1.9	2.3	2.8	3.4	6.5	8.4
Avg. Stride Freq. [Hz]	2.1	2.2	2.2	2.2	2.2	2.3	2.3	2.2
Avg. Stride Length [m]	5.1	7.4	7.2	7.2	7.1	7.1	7.1	6.5



Report Created: Wed 26 June 2024 16:34:12 GMT+10 (Note: Timing is based on positional data)

- [ ] Ranking at each section and finish
- :-:- No data available at this section
- NA No data available

Horse/Jockey Name	FRANKIE'S ME DAD/Jessica Eaton
Finish Rank	10
Fastest Section Time (Section)	0:12.12 (L1400)
Top Speed [km/h] (Section)	60.7 (L1400)
Race State	Finished



### Gawler SA - Professional

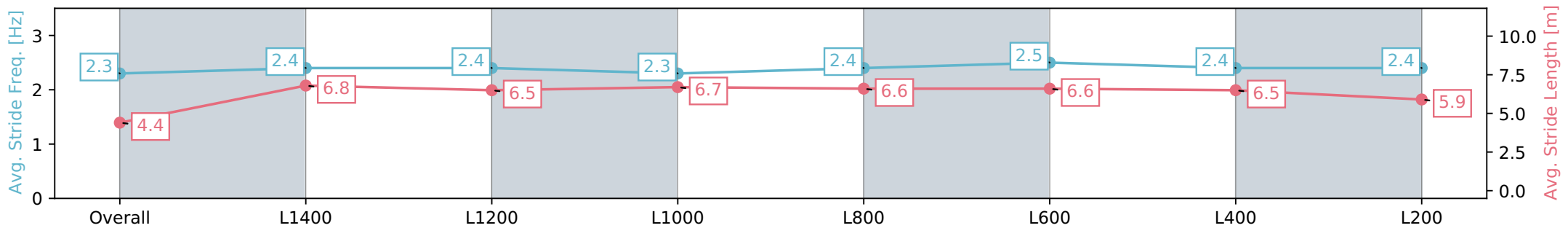
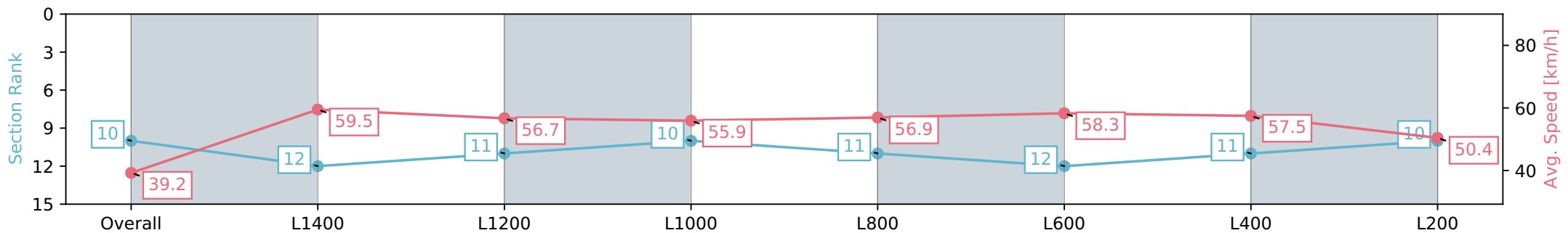
Race 8: Sportsbet Bet With Mates Class Two Handicap - 1516m

26 June 2024 - 3:51PM

Track Rating: Heavy 10, Weather: Overcast, Rail Position: +5m Entire



Section	Overall	L1400	L1200	L1000	L800	L600	L400	L200
Section Times	1:41.17 [10] (0:10.66)	1:30.51 [12] (0:12.12)	1:18.39 [11] (0:12.73)	1:05.66 [10] (0:12.98)	0:52.68 [11] (0:12.98)	0:39.70 [12] (0:12.67)	0:27.03 [11] (0:12.74)	0:14.29 [10] (0:14.28)
Average Speed [km/h]	39.2	59.5	56.7	55.9	56.9	58.3	57.5	50.4
Top Speed [km/h]	60.1	60.7	59.6	57.4	58.2	59.2	59.1	54.2
Avg. Dist. to Rail [m]	7.0	1.6	2.7	3.5	4.1	5.8	8.6	10.0
Avg. Stride Freq. [Hz]	2.3	2.4	2.4	2.3	2.4	2.5	2.4	2.4
Avg. Stride Length [m]	4.4	6.8	6.5	6.7	6.6	6.6	6.5	5.9



Report Created: Wed 26 June 2024 16:34:15 GMT+10 (Note: Timing is based on positional data)

- [ ] Ranking at each section and finish
- :-:- No data available at this section
- NA No data available

Horse/Jockey Name	MISCHIEVOUS TYCOON/Brooke King
Finish Rank	11
Fastest Section Time (Section)	0:12.33 (L1400)
Top Speed [km/h] (Section)	60.4 (L1400)
Race State	Finished



Gawler SA - Professional

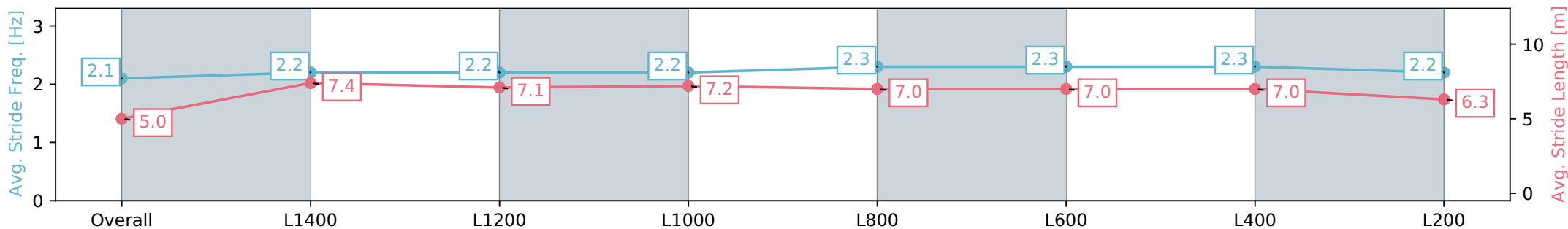
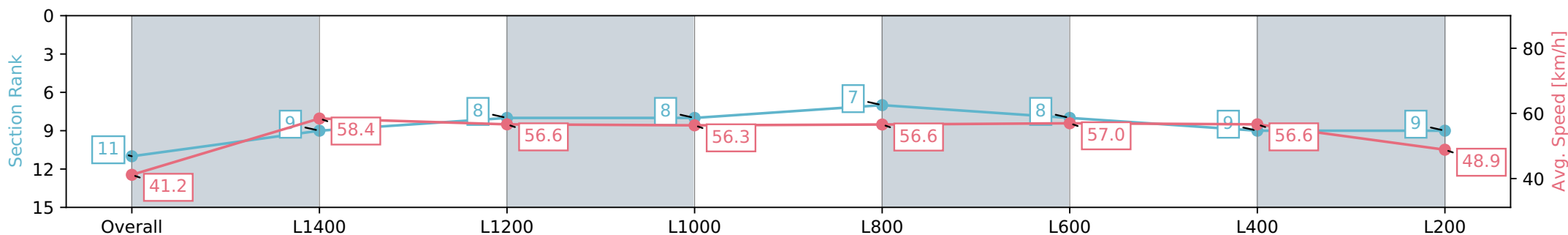
Race 8: Sportsbet Bet With Mates Class Two Handicap - 1516m

26 June 2024 - 3:51PM

Track Rating: Heavy 10, Weather: Overcast, Rail Position: +5m Entire



Section	Overall	L1400	L1200	L1000	L800	L600	L400	L200
Section Times	1:41.57 [11] (0:10.17)	1:31.40 [9] (0:12.33)	1:19.07 [8] (0:12.73)	1:06.34 [8] (0:12.85)	0:53.49 [7] (0:12.97)	0:40.52 [8] (0:12.92)	0:27.60 [9] (0:12.85)	0:14.75 [9] (0:14.75)
Average Speed [km/h]	41.2	58.4	56.6	56.3	56.6	57.0	56.6	48.9
Top Speed [km/h]	58.6	60.4	57.4	57.0	58.1	57.4	58.0	53.7
Avg. Dist. to Rail [m]	6.8	2.8	1.7	2.2	3.1	4.5	5.7	7.3
Avg. Stride Freq. [Hz]	2.1	2.2	2.2	2.2	2.3	2.3	2.3	2.2
Avg. Stride Length [m]	5.0	7.4	7.1	7.2	7.0	7.0	7.0	6.3



Report Created: Wed 26 June 2024 16:34:18 GMT+10 (Note: Timing is based on positional data)

- [ ] Ranking at each section and finish
- :-:- No data available at this section
- NA No data available

Horse/Jockey Name	MYSTIC KNOT/Anna Jordsjo
Finish Rank	12
Fastest Section Time (Section)	0:12.18 (L1400)
Top Speed [km/h] (Section)	61.0 (Overall)
Race State	Finished



### Gawler SA - Professional

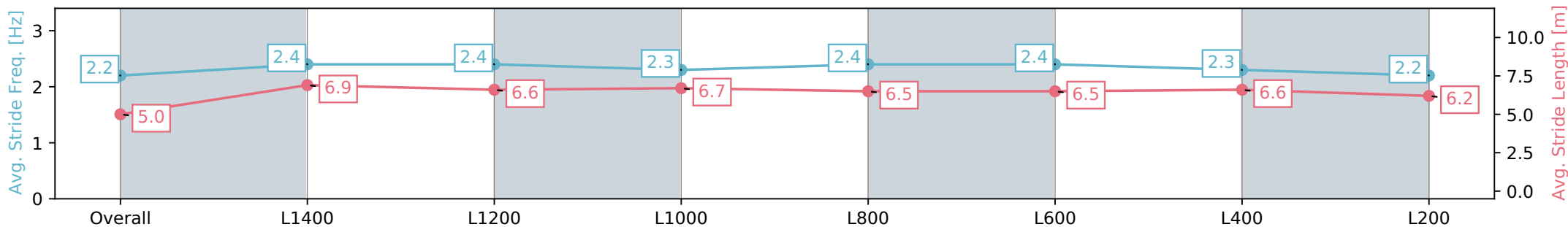
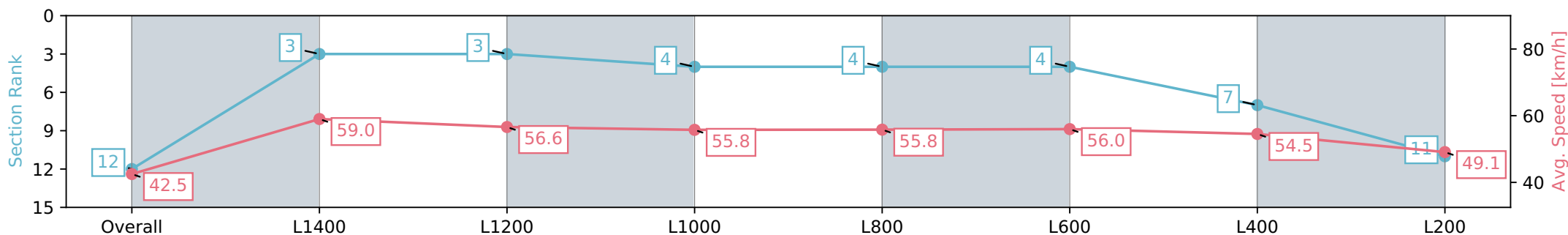
Race 8: Sportsbet Bet With Mates Class Two Handicap - 1516m

26 June 2024 - 3:51PM

Track Rating: Heavy 10, Weather: Overcast, Rail Position: +5m Entire



Section	Overall	L1400	L1200	L1000	L800	L600	L400	L200
Section Times	1:41.65 [12] (0:09.86)	1:31.79 [3] (0:12.18)	1:19.61 [3] (0:12.75)	1:06.86 [4] (0:12.97)	0:53.89 [4] (0:13.01)	0:40.88 [4] (0:12.93)	0:27.95 [7] (0:13.28)	0:14.66 [11] (0:14.66)
Average Speed [km/h]	42.5	59.0	56.6	55.8	55.8	56.0	54.5	49.1
Top Speed [km/h]	61.0	60.9	58.4	57.9	56.9	57.2	56.1	51.5
Avg. Dist. to Rail [m]	1.6	1.2	0.8	1.1	1.6	1.4	3.4	5.4
Avg. Stride Freq. [Hz]	2.2	2.4	2.4	2.3	2.4	2.4	2.3	2.2
Avg. Stride Length [m]	5.0	6.9	6.6	6.7	6.5	6.5	6.6	6.2



Report Created: Wed 26 June 2024 16:34:21 GMT+10 (Note: Timing is based on positional data)

- [ ] Ranking at each section and finish
- :-:- No data available at this section
- NA No data available