



RACINGSA

Gawler SA

Race 7: Wolf Blass Wine Museum Class Two Handicap - 1516m

26 June 2024 - 3:15PM

Track Rating: Heavy 10, Weather: Overcast, Rail Position: +5m Entire



Section Field Times							Overall	L1400	L1200	L1000	L800	L600		
							1:38.36 (0:09.74)	1:28.62 (0:11.59)	1:17.03 (0:11.72)	1:05.31 (0:12.56)	0:52.75 (0:13.24)	0:39.51 (0:12.97)		
Position	#	Horse/Jockey	Barrier	Top Speed [km/h]	Fastest Section	First 400m							Distance Travelled From Winner [m]	
1	7	RESERVOIR DOG Jacob Opperman	2	63.6 1400-1200	0:11.55 1400-1200	0:26.63	1:38.36 (0:10.21)	1:28.15 [8] (0:11.55)	1:16.60 [8] (0:11.76)	1:04.84 [7] (0:12.59)	0:52.25 [8] (0:13.22)	0:39.03 [7] (0:12.76)		
2	2	WINE BARRON Todd Pannell	9	63.6 1400-1200	0:11.73 1400-1200	0:26.61	1:38.43 (0:09.97)	1:28.46 [7] (0:11.73)	1:16.73 [7] (0:11.82)	1:04.91 [8] (0:12.49)	0:52.42 [7] (0:13.05)	0:39.37 [4] (0:12.83)	-1	
3	6	FLYING ASSASSIN Tala Hutchinson	13	65.2 1400-1200	0:11.69 1400-1200	0:26.50	1:38.47 (0:09.95)	1:28.52 [6] (0:11.69)	1:16.83 [6] (0:11.81)	1:05.02 [6] (0:12.38)	0:52.64 [3] (0:13.02)	0:39.62 [1] (0:13.00)	+7	
4	3	BELMONT AVENUE Caitlin Tootell	6	62.9 1400-1200	0:11.65 1400-1200	0:26.28	1:39.73 (0:09.73)	1:30.00 [1] (0:11.65)	1:18.35 [3] (0:11.87)	1:06.48 [4] (0:12.62)	0:53.86 [6] (0:13.08)	0:40.78 [3] (0:12.87)	-2	
5	12	PETERZANO Stacey Metcalfe	7	63.6 1400-1200	0:11.59 1400-1200	0:26.15	1:39.74 (0:09.74)	1:30.00 [2] (0:11.59)	1:18.41 [2] (0:11.71)	1:06.70 [1] (0:12.56)	0:54.14 [1] (0:13.30)	0:40.84 [2] (0:12.96)	-9	
6	10	JOPHIEL Rochelle Milnes	12	62.3 1400-1200	0:11.87 1400-1200	0:27.24	1:39.97 (0:10.39)	1:29.58 [11] (0:11.87)	1:17.71 [11] (0:12.11)	1:05.60 [11] (0:12.55)	0:53.05 [11] (0:12.91)	0:40.14 [10] (0:13.00)	-12	
7	5	BOLTED IN Dylan Caboche	5	63.6 1400-1200	0:11.59 1400-1200	0:26.72	1:40.20 (0:10.30)	1:29.90 [10] (0:11.59)	1:18.31 [9] (0:11.82)	1:06.49 [9] (0:12.57)	0:53.91 [9] (0:13.18)	0:40.73 [8] (0:12.98)	+4	
8	1	SIR RANDOLPH Callan Murray	3	63.4 1200-1000	0:11.53 1400-1200	0:26.16	1:40.57 (0:09.80)	1:30.77 [3] (0:11.53)	1:19.24 [1] (0:11.86)	1:07.38 [3] (0:12.64)	0:54.74 [4] (0:13.41)	0:41.33 [5] (0:13.07)	-8	
9	9	LILLA BJELLE Zoe Lloyd	1	63.0 1400-1200	0:11.68 1400-1200	0:26.99	1:41.09 (0:10.26)	1:30.83 [9] (0:11.68)	1:19.15 [10] (0:12.25)	1:06.90 [10] (0:12.71)	0:54.19 [10] (0:13.14)	0:41.05 [11] (0:13.20)	-8	
10	8	ALLEGEDLY Justin Potter	4	63.7 1400-1200	0:11.55 1400-1200	0:26.31	1:41.23 (0:09.87)	1:31.36 [4] (0:11.55)	1:19.81 [5] (0:11.90)	1:07.91 [5] (0:12.54)	0:55.37 [5] (0:13.43)	0:41.94 [6] (0:13.19)	-3	

Scratched: Lifestyles (#4), Cork Harbour (#11)

Report Created: Wed 26 June 2024 16:05:19 GMT+10 (Note: Timing is based on positional data)

- [] Position in running at each section and finish
- # Saddle cloth number
- :-:- No data available at this section
- DNF Did not finish
- NA No data available
- DNT Did not track
- █ Background shading for fastest section



RACINGSA

Gawler SA

Race 7: Wolf Blass Wine Museum Class Two Handicap - 1516m

26 June 2024 - 3:15PM

Track Rating: Heavy 10, Weather: Overcast, Rail Position: +5m Entire



Section

Field Times

Overall	L1400	L1200	L1000	L800	L600
1:38.36 (0:09.74)	1:28.62 (0:11.59)	1:17.03 (0:11.72)	1:05.31 (0:12.56)	0:52.75 (0:13.24)	0:39.51 (0:12.97)

Position	#	Horse/Jockey	Barrier	Top Speed [km/h]	Fastest Section	First 400m	Overall	L1400	L1200	L1000	L800	L600	Distance Travelled From Winner [m]
11	13	FIOR THE TIGER	8	65.0	0:11.51	0:26.25	1:44.63	1:34.75 [5]	1:23.24 [4]	1:11.50 [2]	0:59.00 [2]	0:45.06 [9]	+1
		Alana Livesey		1400-1200	1400-1200		(0:09.88)	(0:11.51)	(0:11.74)	(0:12.50)	(0:13.94)	(0:14.28)	

Scratched: Lifestyles (#4), Cork Harbour (#11)

- [] Position in running at each section and finish # Saddle cloth number
- :-:- No data available at this section DNF Did not finish
- NA No data available DNT Did not track
- Background shading for fastest section



RACINGSA

Gawler SA

Race 7: Wolf Blass Wine Museum Class Two Handicap - 1516m

26 June 2024 - 3:15PM

Track Rating: Heavy 10, Weather: Overcast, Rail Position: +5m Entire



Section

Field Times

L400

0:26.54

(0:12.92)

L200

0:13.61

(0:13.61)

Position	#	Horse/Jockey	Barrier	Top Speed [km/h]	Fastest Section	First 400m	L400	L200	Margin	Distance Travelled From Winner [m]
1	7	RESERVOIR DOG Jacob Opperman	2	63.6	0:11.55	0:26.63	0:26.27 [5] (0:12.74)	0:13.53 [2] (0:13.53)	1:38.36	
2	2	WINE BARRON Todd Pannell	9	63.6	0:11.73	0:26.61	0:26.54 [4] (0:12.85)	0:13.69 [1] (0:13.69)	0.4L	-1
3	6	FLYING ASSASSIN Tala Hutchinson	13	65.2	0:11.69	0:26.50	0:26.62 [2] (0:12.99)	0:13.63 [3] (0:13.63)	0.6L	+7
4	3	BELMONT AVENUE Caitlin Tootell	6	62.9	0:11.65	0:26.28	0:27.91 [1] (0:13.32)	0:14.59 [5] (0:14.59)	7.3L	-2
5	12	PETERZANO Stacey Metcalfe	7	63.6	0:11.59	0:26.15	0:27.88 [3] (0:13.19)	0:14.69 [4] (0:14.69)	7.3L	-9
6	10	JOPHIEL Rochelle Milnes	12	62.3	0:11.87	0:27.24	0:27.14 [9] (0:13.07)	0:14.07 [7] (0:14.07)	8.6L	-12
7	5	BOLTED IN Dylan Caboche	5	63.6	0:11.59	0:26.72	0:27.75 [7] (0:13.24)	0:14.51 [6] (0:14.51)	9.8L	+4
8	1	SIR RANDOLPH Callan Murray	3	63.4	0:11.53	0:26.16	0:28.26 [6] (0:13.60)	0:14.66 [8] (0:14.66)	11.8L	-8
9	9	LILLA BJELLE Zoe Lloyd	1	63.0	0:11.68	0:26.99	0:27.85 [10] (0:13.73)	0:14.12 [10] (0:14.12)	14.6L	-8
10	8	ALLEGEDLY Justin Potter	4	63.7	0:11.55	0:26.31	0:28.75 [8] (0:13.65)	0:15.10 [9] (0:15.10)	15.3L	-3

Scratched: Lifestyles (#4), Cork Harbour (#11)

- [] Position in running at each section and finish
- # Saddle cloth number
- :-:- No data available at this section
- DNF Did not finish
- NA No data available
- DNT Did not track
- █ Background shading for fastest section



RACINGSA

Gawler SA

Race 7: Wolf Blass Wine Museum Class Two Handicap - 1516m

26 June 2024 - 3:15PM

Track Rating: Heavy 10, Weather: Overcast, Rail Position: +5m Entire



GAWLER
BAROSSA
JOCKEY CLUB

Section

Field Times

L400

0:26.54

(0:12.92)

L200

0:13.61

(0:13.61)

Position	#	Horse/Jockey	Barrier	Top Speed [km/h]	Fastest Section	First 400m	L400	L200	Margin						Distance Travelled From Winner [m]
11	13	FIOR THE TIGER	8	65.0	0:11.51	0:26.25	0:30.78 [11]	0:15.88 [11]	33.5L						+1
		Alana Livesey		1400-1200	1400-1200		(0:14.90)	(0:15.88)							

Scratched: Lifestyles (#4), Cork Harbour (#11)

- [] Position in running at each section and finish # Saddle cloth number
- :-:- No data available at this section DNF Did not finish
- NA No data available DNT Did not track
- Background shading for fastest section

Horse/Jockey Name	RESERVOIR DOG/Jacob Opperman
Finish Rank	1
Fastest Section Time (Section)	0:11.55 (L1400)
Top Speed [km/h] (Section)	63.6 (L1400)
Race State	Finished



Gawler SA - Professional

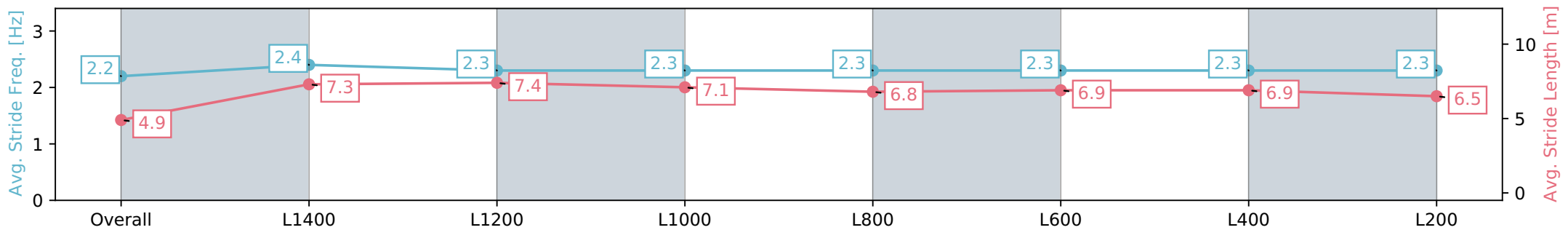
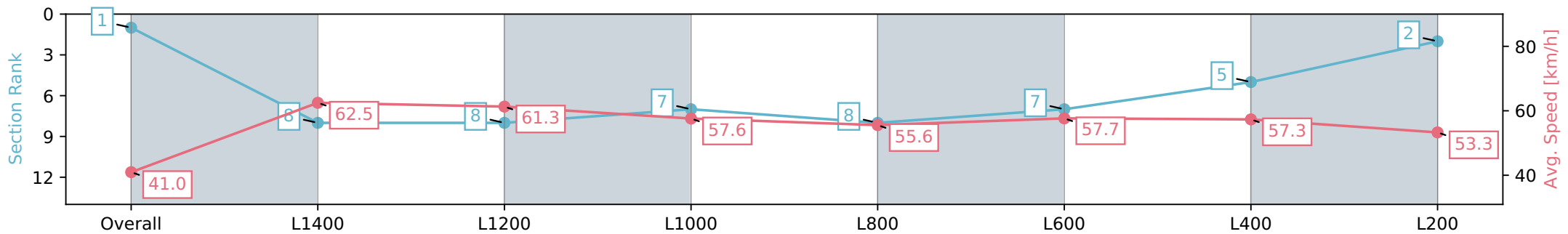
Race 7: Wolf Blass Wine Museum Class Two Handicap - 1516m

26 June 2024 - 3:15PM

Track Rating: Heavy 10, Weather: Overcast, Rail Position: +5m Entire



Section	Overall	L1400	L1200	L1000	L800	L600	L400	L200
Section Times	1:38.36 [1] (0:10.21)	1:28.15 [8] (0:11.55)	1:16.60 [8] (0:11.76)	1:04.84 [7] (0:12.59)	0:52.25 [8] (0:13.22)	0:39.03 [7] (0:12.76)	0:26.27 [5] (0:12.74)	0:13.53 [2] (0:13.53)
Average Speed [km/h]	41.0	62.5	61.3	57.6	55.6	57.7	57.3	53.3
Top Speed [km/h]	60.1	63.6	62.9	59.3	57.7	58.1	58.3	55.3
Avg. Dist. to Rail [m]	2.3	2.2	1.5	2.2	3.6	4.8	7.2	7.4
Avg. Stride Freq. [Hz]	2.2	2.4	2.3	2.3	2.3	2.3	2.3	2.3
Avg. Stride Length [m]	4.9	7.3	7.4	7.1	6.8	6.9	6.9	6.5



Report Created: Wed 26 June 2024 16:05:22 GMT+10 (Note: Timing is based on positional data)

- [] Ranking at each section and finish
- :-:- No data available at this section
- NA No data available

Horse/Jockey Name	WINE BARRON/Todd Pannell
Finish Rank	2
Fastest Section Time (Section)	0:11.73 (L1400)
Top Speed [km/h] (Section)	63.6 (L1400)
Race State	Finished



Gawler SA - Professional

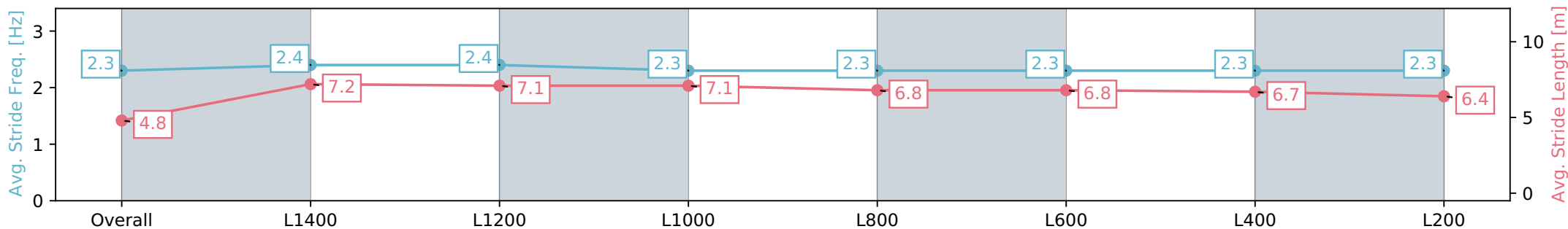
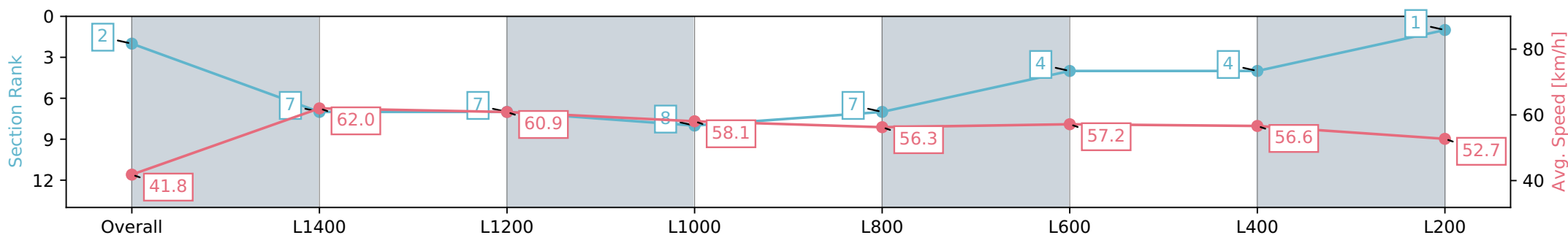
Race 7: Wolf Blass Wine Museum Class Two Handicap - 1516m

26 June 2024 - 3:15PM

Track Rating: Heavy 10, Weather: Overcast, Rail Position: +5m Entire



Section	Overall	L1400	L1200	L1000	L800	L600	L400	L200
Section Times	1:38.43 [2] (0:09.97)	1:28.46 [7] (0:11.73)	1:16.73 [7] (0:11.82)	1:04.91 [8] (0:12.49)	0:52.42 [7] (0:13.05)	0:39.37 [4] (0:12.83)	0:26.54 [4] (0:12.85)	0:13.69 [1] (0:13.69)
Average Speed [km/h]	41.8	62.0	60.9	58.1	56.3	57.2	56.6	52.7
Top Speed [km/h]	60.1	63.6	62.6	59.5	57.1	58.5	59.1	54.9
Avg. Dist. to Rail [m]	8.9	5.0	2.4	2.5	3.1	3.7	5.7	5.9
Avg. Stride Freq. [Hz]	2.3	2.4	2.4	2.3	2.3	2.3	2.3	2.3
Avg. Stride Length [m]	4.8	7.2	7.1	7.1	6.8	6.8	6.7	6.4



Report Created: Wed 26 June 2024 16:05:25 GMT+10 (Note: Timing is based on positional data)

- [] Ranking at each section and finish
- :-:- No data available at this section
- NA No data available

Horse/Jockey Name	FLYING ASSASSIN/Tala Hutchinson
Finish Rank	3
Fastest Section Time (Section)	0:11.69 (L1400)
Top Speed [km/h] (Section)	65.2 (L1400)
Race State	Finished



Gawler SA - Professional

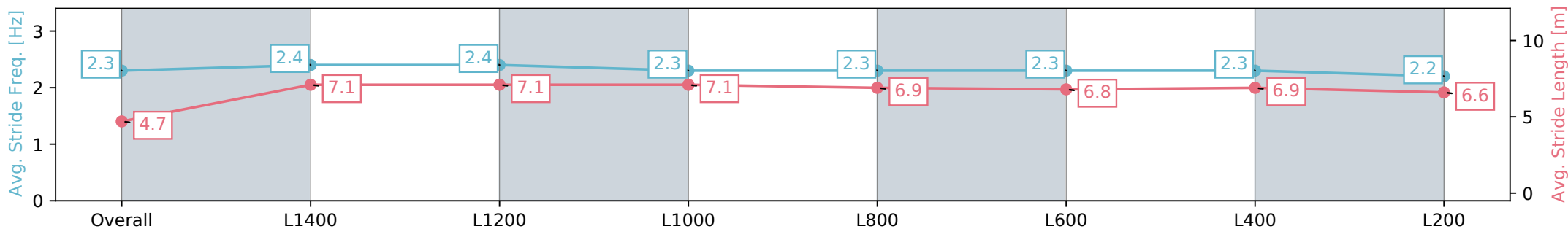
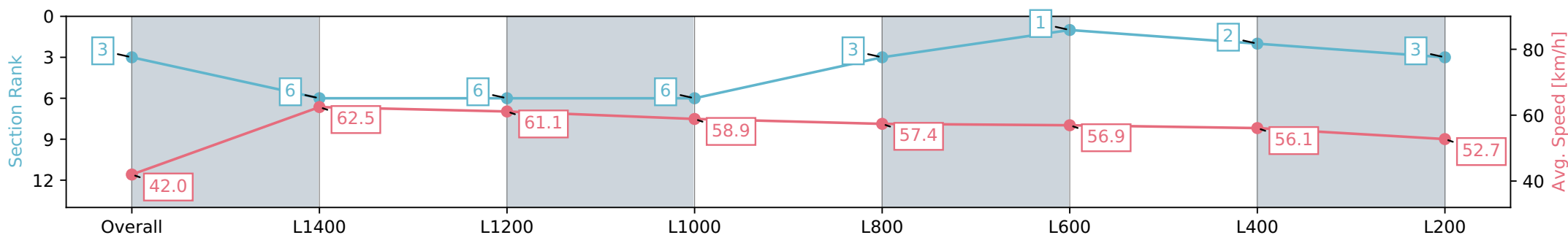
Race 7: Wolf Blass Wine Museum Class Two Handicap - 1516m

26 June 2024 - 3:15PM

Track Rating: Heavy 10, Weather: Overcast, Rail Position: +5m Entire



Section	Overall	L1400	L1200	L1000	L800	L600	L400	L200
Section Times	1:38.47 [3] (0:09.95)	1:28.52 [6] (0:11.69)	1:16.83 [6] (0:11.81)	1:05.02 [6] (0:12.38)	0:52.64 [3] (0:13.02)	0:39.62 [1] (0:13.00)	0:26.62 [2] (0:12.99)	0:13.63 [3] (0:13.63)
Average Speed [km/h]	42.0	62.5	61.1	58.9	57.4	56.9	56.1	52.7
Top Speed [km/h]	60.9	65.2	65.2	60.0	58.4	58.0	58.0	54.2
Avg. Dist. to Rail [m]	10.5	7.1	5.1	4.1	6.5	6.0	5.3	4.6
Avg. Stride Freq. [Hz]	2.3	2.4	2.4	2.3	2.3	2.3	2.3	2.2
Avg. Stride Length [m]	4.7	7.1	7.1	7.1	6.9	6.8	6.9	6.6



Report Created: Wed 26 June 2024 16:05:28 GMT+10 (Note: Timing is based on positional data)

- [] Ranking at each section and finish
- :-:- No data available at this section
- NA No data available

Horse/Jockey Name	BELMONT AVENUE/Caitlin Tootell
Finish Rank	4
Fastest Section Time (Section)	0:11.65 (L1400)
Top Speed [km/h] (Section)	62.9 (L1400)
Race State	Finished



Gawler SA - Professional

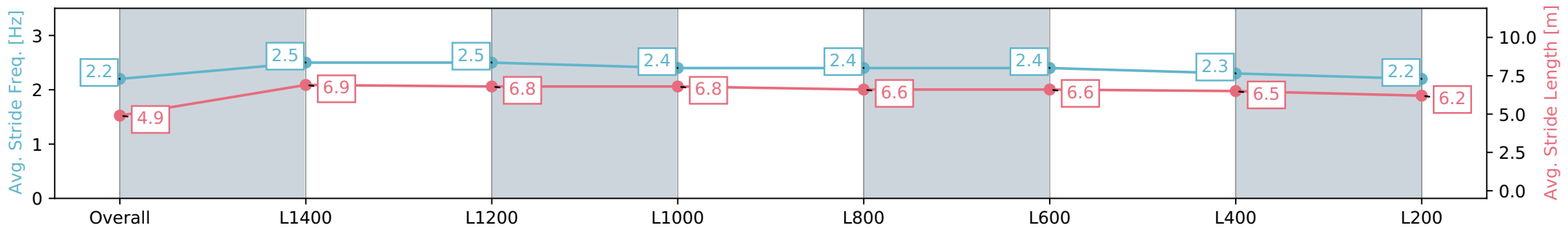
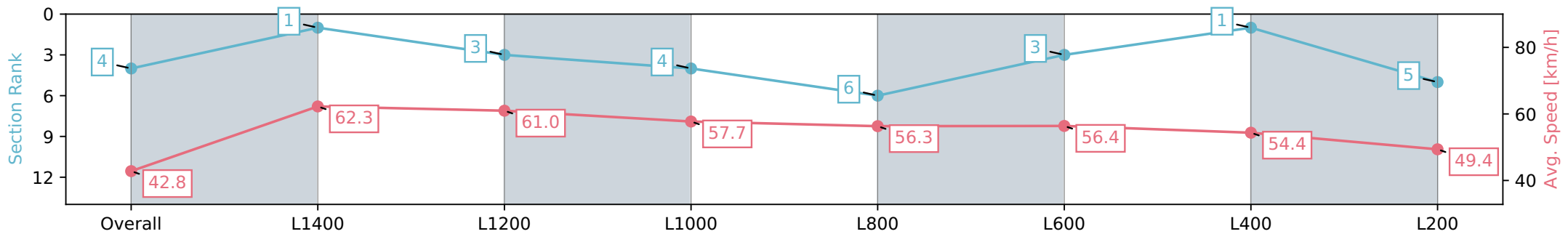
Race 7: Wolf Blass Wine Museum Class Two Handicap - 1516m

26 June 2024 - 3:15PM

Track Rating: Heavy 10, Weather: Overcast, Rail Position: +5m Entire



Section	Overall	L1400	L1200	L1000	L800	L600	L400	L200
Section Times	1:39.73 [4] (0:09.73)	1:30.00 [1] (0:11.65)	1:18.35 [3] (0:11.87)	1:06.48 [4] (0:12.62)	0:53.86 [6] (0:13.08)	0:40.78 [3] (0:12.87)	0:27.91 [1] (0:13.32)	0:14.59 [5] (0:14.59)
Average Speed [km/h]	42.8	62.3	61.0	57.7	56.3	56.4	54.4	49.4
Top Speed [km/h]	60.3	62.9	62.4	59.7	57.6	57.6	56.9	51.9
Avg. Dist. to Rail [m]	6.3	4.1	5.2	5.2	3.5	2.2	2.8	5.5
Avg. Stride Freq. [Hz]	2.2	2.5	2.5	2.4	2.4	2.4	2.3	2.2
Avg. Stride Length [m]	4.9	6.9	6.8	6.8	6.6	6.6	6.5	6.2



Report Created: Wed 26 June 2024 16:05:31 GMT+10 (Note: Timing is based on positional data)

- [] Ranking at each section and finish
- :-:- No data available at this section
- NA No data available

Horse/Jockey Name	PETERZANO/Stacey Metcalfe
Finish Rank	5
Fastest Section Time (Section)	0:11.59 (L1400)
Top Speed [km/h] (Section)	63.6 (L1400)
Race State	Finished



Gawler SA - Professional

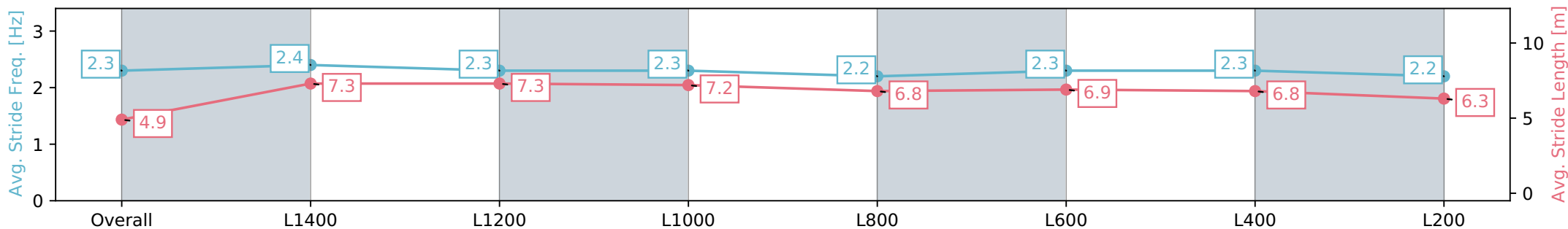
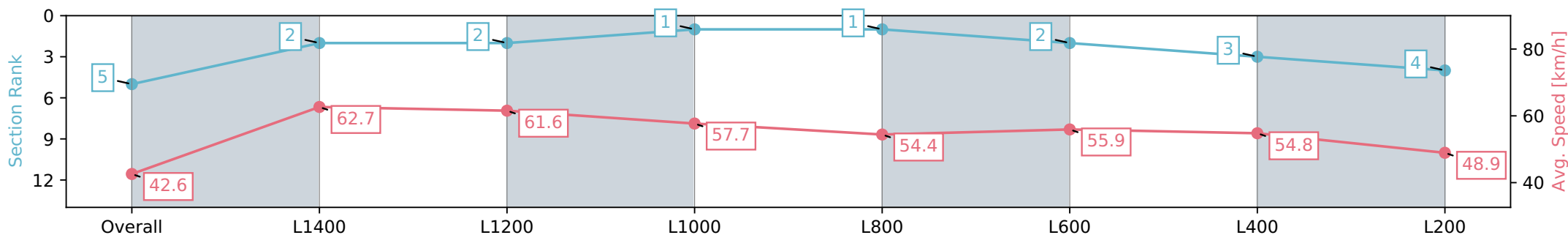
Race 7: Wolf Blass Wine Museum Class Two Handicap - 1516m

26 June 2024 - 3:15PM

Track Rating: Heavy 10, Weather: Overcast, Rail Position: +5m Entire



Section	Overall	L1400	L1200	L1000	L800	L600	L400	L200
Section Times	1:39.74 [5] (0:09.74)	1:30.00 [2] (0:11.59)	1:18.41 [2] (0:11.71)	1:06.70 [1] (0:12.56)	0:54.14 [1] (0:13.30)	0:40.84 [2] (0:12.96)	0:27.88 [3] (0:13.19)	0:14.69 [4] (0:14.69)
Average Speed [km/h]	42.6	62.7	61.6	57.7	54.4	55.9	54.8	48.9
Top Speed [km/h]	60.7	63.6	63.5	59.4	55.7	56.9	56.1	52.0
Avg. Dist. to Rail [m]	6.7	4.5	3.0	1.4	0.9	1.5	2.3	4.5
Avg. Stride Freq. [Hz]	2.3	2.4	2.3	2.3	2.2	2.3	2.3	2.2
Avg. Stride Length [m]	4.9	7.3	7.3	7.2	6.8	6.9	6.8	6.3



Report Created: Wed 26 June 2024 16:05:34 GMT+10 (Note: Timing is based on positional data)

- [] Ranking at each section and finish
- :-:- No data available at this section
- NA No data available

Horse/Jockey Name	JOPHIEL/Rochelle Milnes
Finish Rank	6
Fastest Section Time (Section)	0:11.87 (L1400)
Top Speed [km/h] (Section)	62.3 (L1400)
Race State	Finished



Gawler SA - Professional

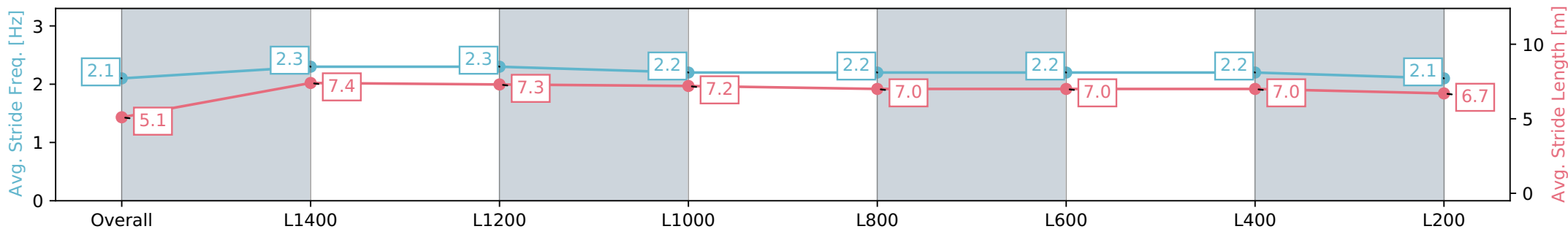
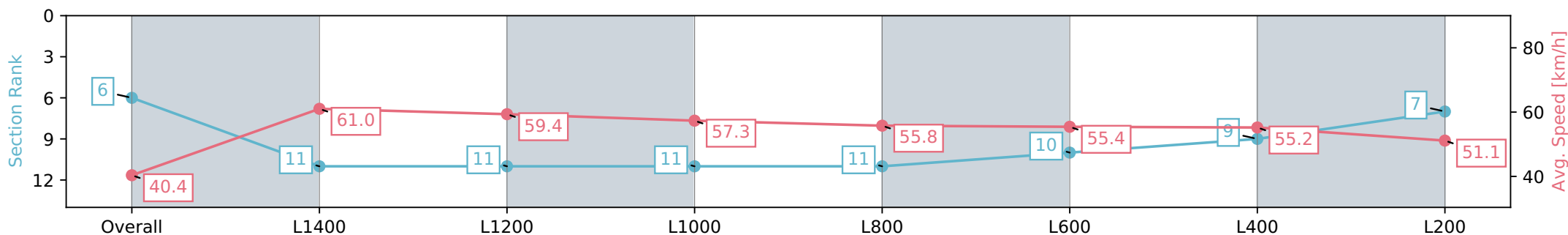
Race 7: Wolf Blass Wine Museum Class Two Handicap - 1516m

26 June 2024 - 3:15PM

Track Rating: Heavy 10, Weather: Overcast, Rail Position: +5m Entire



Section	Overall	L1400	L1200	L1000	L800	L600	L400	L200
Section Times	1:39.97 [6] (0:10.39)	1:29.58 [11] (0:11.87)	1:17.71 [11] (0:12.11)	1:05.60 [11] (0:12.55)	0:53.05 [11] (0:12.91)	0:40.14 [10] (0:13.00)	0:27.14 [9] (0:13.07)	0:14.07 [7] (0:14.07)
Average Speed [km/h]	40.4	61.0	59.4	57.3	55.8	55.4	55.2	51.1
Top Speed [km/h]	59.2	62.3	62.1	58.4	56.7	56.2	56.1	53.0
Avg. Dist. to Rail [m]	7.4	3.2	1.6	0.9	0.5	0.2	0.7	1.6
Avg. Stride Freq. [Hz]	2.1	2.3	2.3	2.2	2.2	2.2	2.2	2.1
Avg. Stride Length [m]	5.1	7.4	7.3	7.2	7.0	7.0	7.0	6.7



Report Created: Wed 26 June 2024 16:05:38 GMT+10 (Note: Timing is based on positional data)

- [] Ranking at each section and finish
- :-:- No data available at this section
- NA No data available

Horse/Jockey Name	BOLTED IN/Dylan Caboche
Finish Rank	7
Fastest Section Time (Section)	0:11.59 (L1400)
Top Speed [km/h] (Section)	63.6 (L1400)
Race State	Finished



Gawler SA - Professional

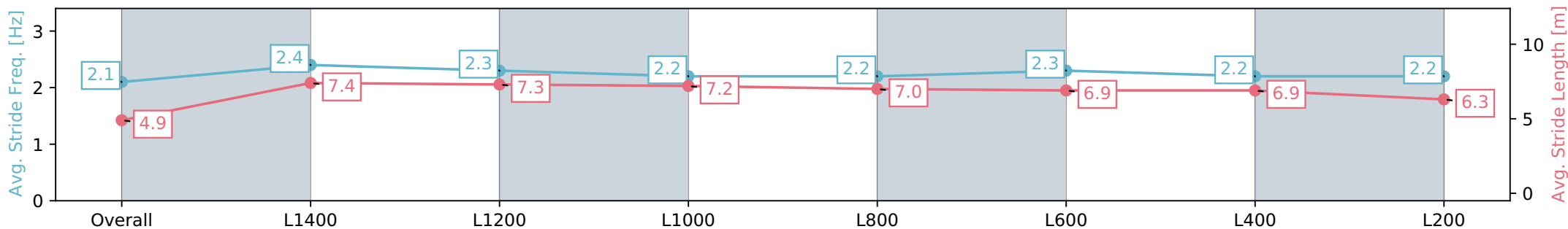
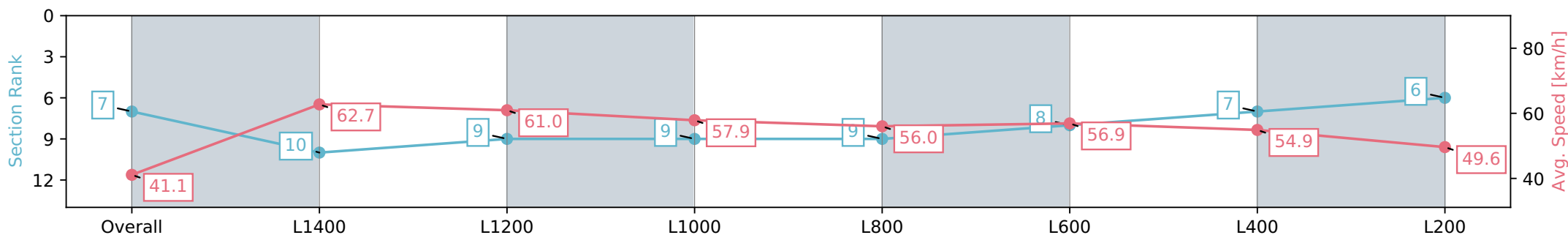
Race 7: Wolf Blass Wine Museum Class Two Handicap - 1516m

26 June 2024 - 3:15PM

Track Rating: Heavy 10, Weather: Overcast, Rail Position: +5m Entire



Section	Overall	L1400	L1200	L1000	L800	L600	L400	L200
Section Times	1:40.20 [7] (0:10.30)	1:29.90 [10] (0:11.59)	1:18.31 [9] (0:11.82)	1:06.49 [9] (0:12.57)	0:53.91 [9] (0:13.18)	0:40.73 [8] (0:12.98)	0:27.75 [7] (0:13.24)	0:14.51 [6] (0:14.51)
Average Speed [km/h]	41.1	62.7	61.0	57.9	56.0	56.9	54.9	49.6
Top Speed [km/h]	60.8	63.6	63.0	59.4	58.1	57.6	56.5	52.7
Avg. Dist. to Rail [m]	5.0	4.2	3.8	3.8	4.7	5.0	7.4	8.3
Avg. Stride Freq. [Hz]	2.1	2.4	2.3	2.2	2.2	2.3	2.2	2.2
Avg. Stride Length [m]	4.9	7.4	7.3	7.2	7.0	6.9	6.9	6.3



Report Created: Wed 26 June 2024 16:05:41 GMT+10 (Note: Timing is based on positional data)

- [] Ranking at each section and finish
- :-:- No data available at this section
- NA No data available

Horse/Jockey Name	SIR RANDOLPH/Callan Murray
Finish Rank	8
Fastest Section Time (Section)	0:11.53 (L1400)
Top Speed [km/h] (Section)	63.4 (L1200)
Race State	Finished



Gawler SA - Professional

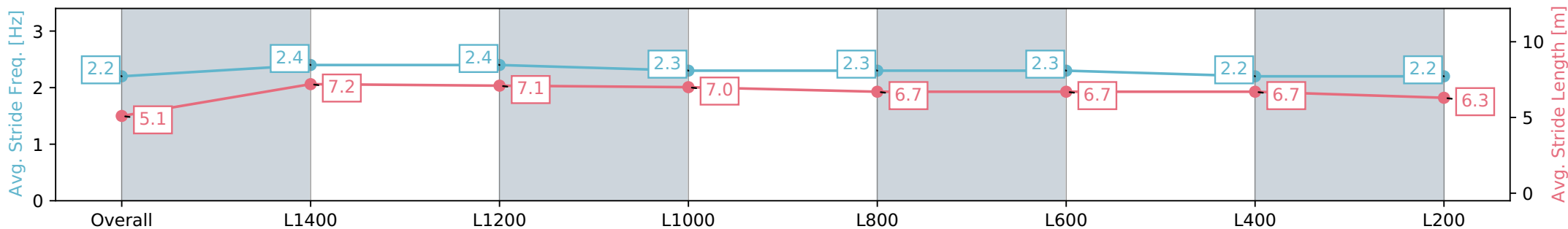
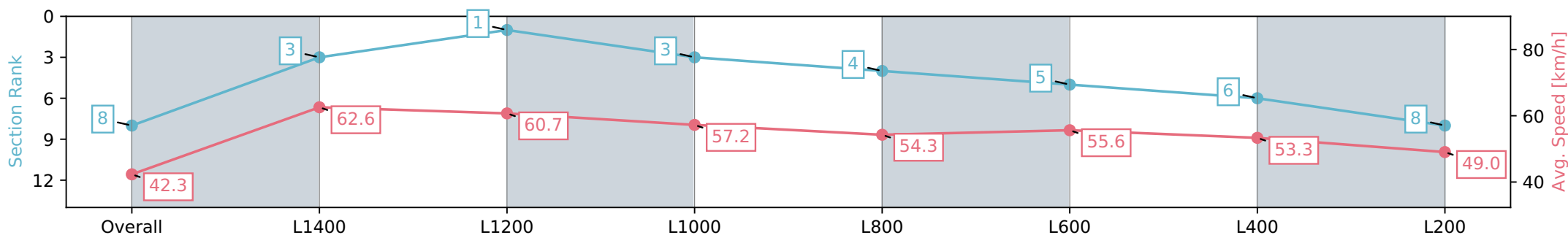
Race 7: Wolf Blass Wine Museum Class Two Handicap - 1516m

26 June 2024 - 3:15PM

Track Rating: Heavy 10, Weather: Overcast, Rail Position: +5m Entire



Section	Overall	L1400	L1200	L1000	L800	L600	L400	L200
Section Times	1:40.57 [8] (0:09.80)	1:30.77 [3] (0:11.53)	1:19.24 [1] (0:11.86)	1:07.38 [3] (0:12.64)	0:54.74 [4] (0:13.41)	0:41.33 [5] (0:13.07)	0:28.26 [6] (0:13.60)	0:14.66 [8] (0:14.66)
Average Speed [km/h]	42.3	62.6	60.7	57.2	54.3	55.6	53.3	49.0
Top Speed [km/h]	59.9	63.3	63.4	59.0	56.3	56.8	54.8	51.4
Avg. Dist. to Rail [m]	3.5	2.2	1.6	1.6	1.9	2.3	3.9	4.3
Avg. Stride Freq. [Hz]	2.2	2.4	2.4	2.3	2.3	2.3	2.2	2.2
Avg. Stride Length [m]	5.1	7.2	7.1	7.0	6.7	6.7	6.7	6.3



Report Created: Wed 26 June 2024 16:05:44 GMT+10 (Note: Timing is based on positional data)

- [] Ranking at each section and finish
- :-:- No data available at this section
- NA No data available

Horse/Jockey Name	LILLA BJELLE/Zoe Lloyd
Finish Rank	9
Fastest Section Time (Section)	0:11.68 (L1400)
Top Speed [km/h] (Section)	63.0 (L1400)
Race State	Finished



Gawler SA - Professional

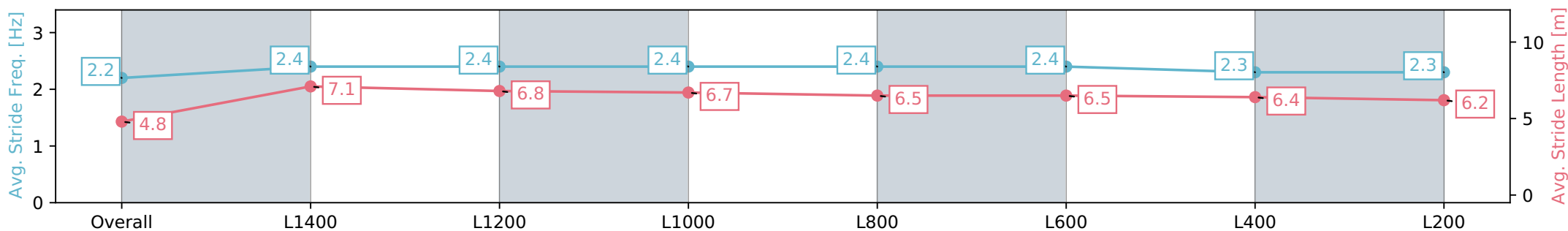
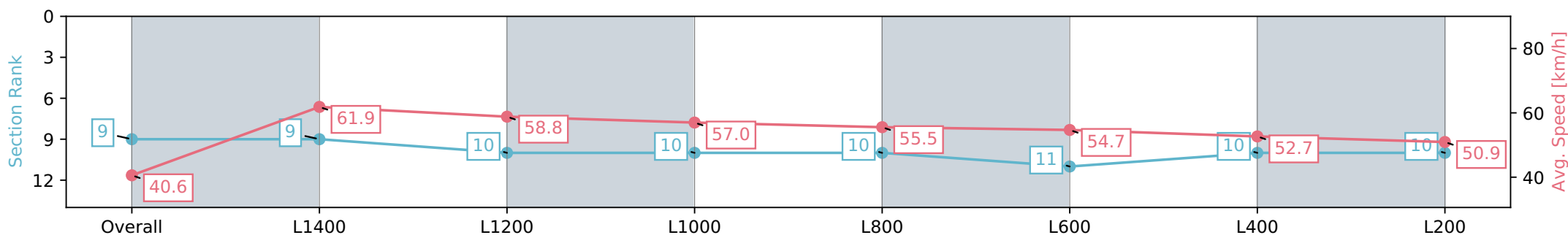
Race 7: Wolf Blass Wine Museum Class Two Handicap - 1516m

26 June 2024 - 3:15PM

Track Rating: Heavy 10, Weather: Overcast, Rail Position: +5m Entire



Section	Overall	L1400	L1200	L1000	L800	L600	L400	L200
Section Times	1:41.09 [9] (0:10.26)	1:30.83 [9] (0:11.68)	1:19.15 [10] (0:12.25)	1:06.90 [10] (0:12.71)	0:54.19 [10] (0:13.14)	0:41.05 [11] (0:13.20)	0:27.85 [10] (0:13.73)	0:14.12 [10] (0:14.12)
Average Speed [km/h]	40.6	61.9	58.8	57.0	55.5	54.7	52.7	50.9
Top Speed [km/h]	60.9	63.0	61.2	58.2	56.3	55.8	53.4	52.3
Avg. Dist. to Rail [m]	1.4	1.5	1.3	1.9	2.0	0.7	2.0	2.0
Avg. Stride Freq. [Hz]	2.2	2.4	2.4	2.4	2.4	2.4	2.3	2.3
Avg. Stride Length [m]	4.8	7.1	6.8	6.7	6.5	6.5	6.4	6.2



- [] Ranking at each section and finish
- :-:- No data available at this section
- NA No data available

Horse/Jockey Name	ALLEGEDLY/Justin Potter
Finish Rank	10
Fastest Section Time (Section)	0:11.55 (L1400)
Top Speed [km/h] (Section)	63.7 (L1400)
Race State	Finished



Gawler SA - Professional

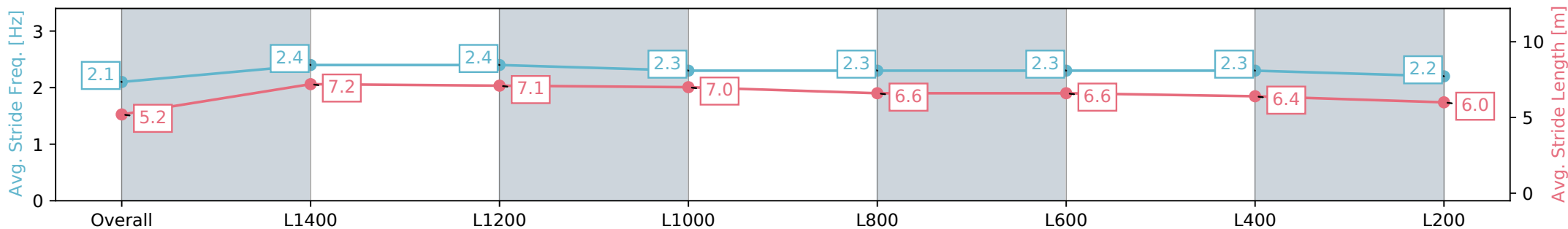
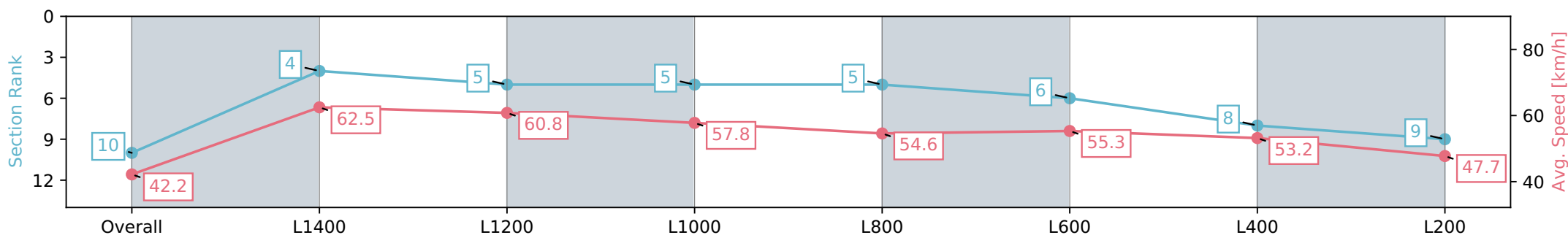
Race 7: Wolf Blass Wine Museum Class Two Handicap - 1516m

26 June 2024 - 3:15PM

Track Rating: Heavy 10, Weather: Overcast, Rail Position: +5m Entire



Section	Overall	L1400	L1200	L1000	L800	L600	L400	L200
Section Times	1:41.23 [10] (0:09.87)	1:31.36 [4] (0:11.55)	1:19.81 [5] (0:11.90)	1:07.91 [5] (0:12.54)	0:55.37 [5] (0:13.43)	0:41.94 [6] (0:13.19)	0:28.75 [8] (0:13.65)	0:15.10 [9] (0:15.10)
Average Speed [km/h]	42.2	62.5	60.8	57.8	54.6	55.3	53.2	47.7
Top Speed [km/h]	61.1	63.7	63.6	60.0	56.8	56.5	54.8	51.1
Avg. Dist. to Rail [m]	5.0	2.6	1.8	2.6	3.3	3.0	4.5	5.5
Avg. Stride Freq. [Hz]	2.1	2.4	2.4	2.3	2.3	2.3	2.3	2.2
Avg. Stride Length [m]	5.2	7.2	7.1	7.0	6.6	6.6	6.4	6.0



Report Created: Wed 26 June 2024 16:05:50 GMT+10 (Note: Timing is based on positional data)

- [] Ranking at each section and finish
- :-:- No data available at this section
- NA No data available

Horse/Jockey Name	FIOR THE TIGER/Alana Livesey
Finish Rank	11
Fastest Section Time (Section)	0:11.51 (L1400)
Top Speed [km/h] (Section)	65.0 (L1400)
Race State	Finished



Gawler SA - Professional

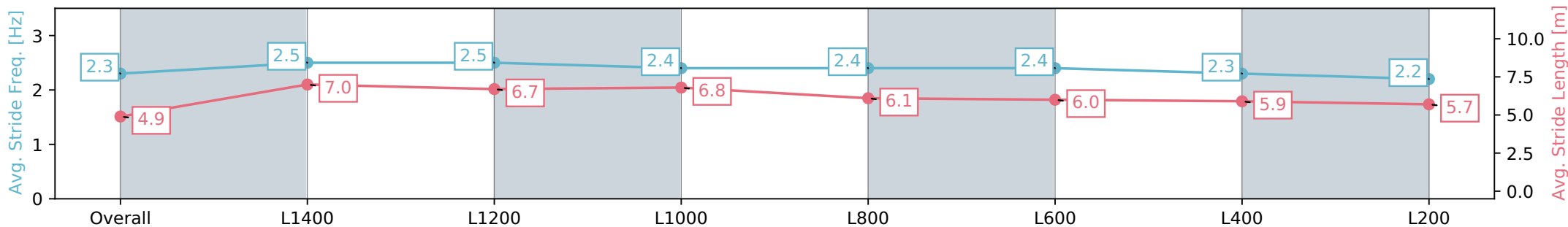
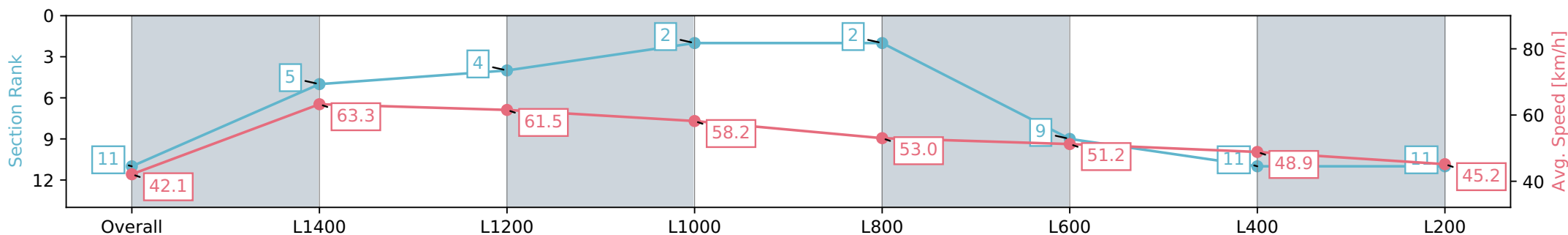
Race 7: Wolf Blass Wine Museum Class Two Handicap - 1516m

26 June 2024 - 3:15PM

Track Rating: Heavy 10, Weather: Overcast, Rail Position: +5m Entire



Section	Overall	L1400	L1200	L1000	L800	L600	L400	L200
Section Times	1:44.63 [11] (0:09.88)	1:34.75 [5] (0:11.51)	1:23.24 [4] (0:11.74)	1:11.50 [2] (0:12.50)	0:59.00 [2] (0:13.94)	0:45.06 [9] (0:14.28)	0:30.78 [11] (0:14.90)	0:15.88 [11] (0:15.88)
Average Speed [km/h]	42.1	63.3	61.5	58.2	53.0	51.2	48.9	45.2
Top Speed [km/h]	60.7	65.0	64.9	60.7	55.1	52.3	50.0	50.0
Avg. Dist. to Rail [m]	7.4	4.6	5.6	4.0	4.5	3.3	4.0	4.5
Avg. Stride Freq. [Hz]	2.3	2.5	2.5	2.4	2.4	2.4	2.3	2.2
Avg. Stride Length [m]	4.9	7.0	6.7	6.8	6.1	6.0	5.9	5.7



- [] Ranking at each section and finish
- :-:- No data available at this section
- NA No data available