



RACINGSA

# Gawler SA

## Race 1: Adelaide Plains Bloodstock Maiden Plate - 2100m

10 June 2024 - 12:45PM

Track Rating: Soft 5, Weather: Overcast, Rail Position: True



GAWLER BAROSSA JOCKEY CLUB

| Section Field Times |    |  |         |                   |                      |            | Overall              | L2000                     | L1800                     | L1600                     | L1400                     | L1200                     |                                    |  |
|---------------------|----|--|---------|-------------------|----------------------|------------|----------------------|---------------------------|---------------------------|---------------------------|---------------------------|---------------------------|------------------------------------|--|
|                     |    |  |         |                   |                      |            | 2:15.69<br>(0:09.01) | 2:06.68<br>(0:11.45)      | 1:55.23<br>(0:12.42)      | 1:42.81<br>(0:13.41)      | 1:29.40<br>(0:13.66)      | 1:15.74<br>(0:13.56)      |                                    |  |
| Position            | #  | Horse/Jockey                             | Barrier | Top Speed [km/h]  | Fastest Section      | First 400m |                      |                           |                           |                           |                           |                           | Distance Travelled From Winner [m] |  |
| 1                   | 4  | <b>MILITARY PRESS</b><br>Tala Hutchinson | 4       | 63.7<br>800-600   | 0:11.67<br>600-400   | 0:27.13    | 2:15.69<br>(0:09.17) | 2:06.52 [4]<br>(0:11.81)  | 1:54.71 [5]<br>(0:12.65)  | 1:42.06 [6]<br>(0:13.42)  | 1:28.64 [6]<br>(0:13.75)  | 1:14.89 [7]<br>(0:13.51)  |                                    |  |
| 2                   | 6  | <b>WHISKY SOUR</b><br>Todd Pannell       | 8       | 62.6<br>800-600   | 0:11.83<br>600-400   | 0:27.38    | 2:15.73<br>(0:09.31) | 2:06.42 [6]<br>(0:11.93)  | 1:54.49 [8]<br>(0:12.56)  | 1:41.92 [7]<br>(0:13.56)  | 1:28.36 [9]<br>(0:13.47)  | 1:14.89 [8]<br>(0:13.32)  | +1                                 |  |
| 3                   | 11 | <b>SHIFFANY</b><br>Justin Potter         | 9       | 64.0<br>2200-2000 | 0:11.72<br>600-400   | 0:27.68    | 2:15.86<br>(0:09.73) | 2:06.13 [10]<br>(0:11.77) | 1:54.36 [9]<br>(0:12.56)  | 1:41.80 [9]<br>(0:13.24)  | 1:28.56 [8]<br>(0:13.63)  | 1:14.93 [9]<br>(0:13.55)  | -11                                |  |
| 4                   | 3  | <b>KETCHIKAN</b><br>Jake Toeroek         | 10      | 61.6<br>2200-2000 | 0:11.89<br>2000-1800 | 0:27.42    | 2:15.93<br>(0:09.35) | 2:06.58 [7]<br>(0:11.89)  | 1:54.69 [7]<br>(0:12.60)  | 1:42.09 [8]<br>(0:13.33)  | 1:28.76 [7]<br>(0:13.40)  | 1:15.36 [5]<br>(0:13.35)  | +2                                 |  |
| 5                   | 5  | <b>RIVOLI VIEW</b><br>Rochelle Milnes    | 6       | 62.7<br>2200-2000 | 0:11.75<br>2000-1800 | 0:27.21    | 2:16.00<br>(0:09.37) | 2:06.63 [8]<br>(0:11.75)  | 1:54.88 [6]<br>(0:12.49)  | 1:42.39 [5]<br>(0:13.37)  | 1:29.02 [5]<br>(0:13.65)  | 1:15.37 [6]<br>(0:13.50)  | -8                                 |  |
| 6                   | 2  | <b>DARK LAGER</b><br>Caitlin Jones       | 5       | 64.0<br>2200-2000 | 0:11.45<br>2000-1800 | 0:26.51    | 2:16.18<br>(0:09.01) | 2:07.17 [1]<br>(0:11.45)  | 1:55.72 [1]<br>(0:12.41)  | 1:43.31 [1]<br>(0:13.41)  | 1:29.90 [1]<br>(0:13.67)  | 1:16.23 [1]<br>(0:13.55)  | -10                                |  |
| 7                   | 9  | <b>WIRRINYA</b><br>Alan Lai              | 1       | 62.8<br>2200-2000 | 0:11.68<br>2000-1800 | 0:26.94    | 2:16.39<br>(0:09.11) | 2:07.28 [3]<br>(0:11.68)  | 1:55.60 [3]<br>(0:12.52)  | 1:43.08 [3]<br>(0:13.37)  | 1:29.71 [3]<br>(0:13.64)  | 1:16.07 [3]<br>(0:13.46)  | -9                                 |  |
| 8                   | 1  | <b>CROWN AND ANCHOR</b><br>Jason Holder  | 7       | 64.6<br>2200-2000 | 0:11.43<br>2000-1800 | 0:26.63    | 2:16.41<br>(0:09.09) | 2:07.32 [2]<br>(0:11.43)  | 1:55.89 [2]<br>(0:12.54)  | 1:43.35 [2]<br>(0:13.50)  | 1:29.85 [2]<br>(0:13.72)  | 1:16.13 [2]<br>(0:13.51)  | -5                                 |  |
| 9                   | 8  | <b>EXALTED BELLE</b><br>Sophie Logan     | 11      | 62.5<br>800-600   | 0:11.78<br>600-400   | 0:27.75    | 2:16.49<br>(0:09.67) | 2:06.82 [9]<br>(0:11.88)  | 1:54.94 [10]<br>(0:12.56) | 1:42.38 [10]<br>(0:13.57) | 1:28.80 [10]<br>(0:13.59) | 1:15.21 [10]<br>(0:13.28) | +2                                 |  |
| 10                  | 7  | <b>THE TANK</b><br>Samuel Payne          | 2       | 63.6<br>2200-2000 | 0:11.70<br>2000-1800 | 0:27.01    | 2:16.65<br>(0:09.23) | 2:07.42 [5]<br>(0:11.70)  | 1:55.72 [4]<br>(0:12.43)  | 1:43.29 [4]<br>(0:13.44)  | 1:29.85 [4]<br>(0:13.73)  | 1:16.12 [4]<br>(0:13.50)  | -3                                 |  |

Scratched: Rikki Rikkardo (#10)

Report Created: Mon 10 June 2024 13:33:17 GMT+10 (Note: Timing is based on positional data)

- [ ] Position in running at each section and finish
- # Saddle cloth number
- :-:- No data available at this section
- DNF Did not finish
- NA No data available
- DNT Did not track
- █ Background shading for fastest section



RACINGSA

# Gawler SA

## Race 1: Adelaide Plains Bloodstock Maiden Plate - 2100m

10 June 2024 - 12:45PM

Track Rating: Soft 5, Weather: Overcast, Rail Position: True



| Section Field Times |    |  |         |                   |                      |            | L1000                     | L800                      | L600                      | L400                      | L200                      |         |                                    |
|---------------------|----|--|---------|-------------------|----------------------|------------|---------------------------|---------------------------|---------------------------|---------------------------|---------------------------|---------|------------------------------------|
|                     |    |  |         |                   |                      |            | 1:02.18<br>(0:13.17)      | 0:49.01<br>(0:12.31)      | 0:36.70<br>(0:11.85)      | 0:24.85<br>(0:12.35)      | 0:12.50<br>(0:12.50)      |         |                                    |
| Position            | #  | Horse/Jockey                             | Barrier | Top Speed [km/h]  | Fastest Section      | First 400m |                           |                           |                           |                           |                           | Margin  | Distance Travelled From Winner [m] |
| 1                   | 4  | <b>MILITARY PRESS</b><br>Tala Hutchinson | 4       | 63.7<br>800-600   | 0:11.67<br>600-400   | 0:27.13    | 1:01.38 [8]<br>(0:13.04)  | 0:48.34 [8]<br>(0:12.18)  | 0:36.16 [7]<br>(0:11.67)  | 0:24.49 [6]<br>(0:12.07)  | 0:12.42 [2]<br>(0:12.42)  | 2:15.69 |                                    |
| 2                   | 6  | <b>WHISKY SOUR</b><br>Todd Pannell       | 8       | 62.6<br>800-600   | 0:11.83<br>600-400   | 0:27.38    | 1:01.57 [7]<br>(0:12.95)  | 0:48.62 [6]<br>(0:12.22)  | 0:36.40 [5]<br>(0:11.83)  | 0:24.57 [4]<br>(0:12.20)  | 0:12.37 [5]<br>(0:12.37)  | 0.2L    | +1                                 |
| 3                   | 11 | <b>SHIFFANY</b><br>Justin Potter         | 9       | 64.0<br>2200-2000 | 0:11.72<br>600-400   | 0:27.68    | 1:01.38 [9]<br>(0:13.09)  | 0:48.29 [10]<br>(0:12.34) | 0:35.95 [10]<br>(0:11.72) | 0:24.23 [9]<br>(0:11.95)  | 0:12.28 [7]<br>(0:12.28)  | 1.0L    | -11                                |
| 4                   | 3  | <b>KETCHIKAN</b><br>Jake Toeroek         | 10      | 61.6<br>2200-2000 | 0:11.89<br>2000-1800 | 0:27.42    | 1:02.01 [4]<br>(0:12.96)  | 0:49.05 [2]<br>(0:12.20)  | 0:36.85 [2]<br>(0:12.06)  | 0:24.79 [3]<br>(0:12.21)  | 0:12.58 [4]<br>(0:12.57)  | 1.5L    | +2                                 |
| 5                   | 5  | <b>RIVOLI VIEW</b><br>Rochelle Milnes    | 6       | 62.7<br>2200-2000 | 0:11.75<br>2000-1800 | 0:27.21    | 1:01.87 [6]<br>(0:13.04)  | 0:48.83 [7]<br>(0:12.40)  | 0:36.43 [8]<br>(0:11.81)  | 0:24.62 [7]<br>(0:12.22)  | 0:12.40 [8]<br>(0:12.40)  | 1.9L    | -8                                 |
| 6                   | 2  | <b>DARK LAGER</b><br>Caitlin Jones       | 5       | 64.0<br>2200-2000 | 0:11.45<br>2000-1800 | 0:26.51    | 1:02.68 [1]<br>(0:13.17)  | 0:49.51 [1]<br>(0:12.31)  | 0:37.20 [1]<br>(0:11.86)  | 0:25.34 [1]<br>(0:12.35)  | 0:12.99 [1]<br>(0:12.99)  | 3.0L    | -10                                |
| 7                   | 9  | <b>WIRRINYA</b><br>Alan Lai              | 1       | 62.8<br>2200-2000 | 0:11.68<br>2000-1800 | 0:26.94    | 1:02.61 [2]<br>(0:13.11)  | 0:49.50 [3]<br>(0:12.40)  | 0:37.10 [4]<br>(0:11.87)  | 0:25.23 [5]<br>(0:12.31)  | 0:12.92 [6]<br>(0:12.92)  | 4.3L    | -9                                 |
| 8                   | 1  | <b>CROWN AND ANCHOR</b><br>Jason Holder  | 7       | 64.6<br>2200-2000 | 0:11.43<br>2000-1800 | 0:26.63    | 1:02.62 [3]<br>(0:13.10)  | 0:49.52 [4]<br>(0:12.21)  | 0:37.31 [3]<br>(0:11.89)  | 0:25.42 [2]<br>(0:12.34)  | 0:13.08 [3]<br>(0:13.08)  | 4.4L    | -5                                 |
| 9                   | 8  | <b>EXALTED BELLE</b><br>Sophie Logan     | 11      | 62.5<br>800-600   | 0:11.78<br>600-400   | 0:27.75    | 1:01.92 [10]<br>(0:12.95) | 0:48.97 [9]<br>(0:12.35)  | 0:36.62 [9]<br>(0:11.78)  | 0:24.84 [10]<br>(0:12.18) | 0:12.66 [9]<br>(0:12.66)  | 5.0L    | +2                                 |
| 10                  | 7  | <b>THE TANK</b><br>Samuel Payne          | 2       | 63.6<br>2200-2000 | 0:11.70<br>2000-1800 | 0:27.01    | 1:02.62 [5]<br>(0:13.07)  | 0:49.55 [5]<br>(0:12.27)  | 0:37.28 [6]<br>(0:12.01)  | 0:25.27 [8]<br>(0:12.59)  | 0:12.68 [10]<br>(0:12.68) | 5.9L    | -3                                 |

Scratched: Rikki Rikkardo (#10)

Report Created: Mon 10 June 2024 13:33:17 GMT+10 (Note: Timing is based on positional data)

- [ ] Position in running at each section and finish
- # Saddle cloth number
- :-:- No data available at this section
- DNF Did not finish
- NA No data available
- DNT Did not track
- █ Background shading for fastest section

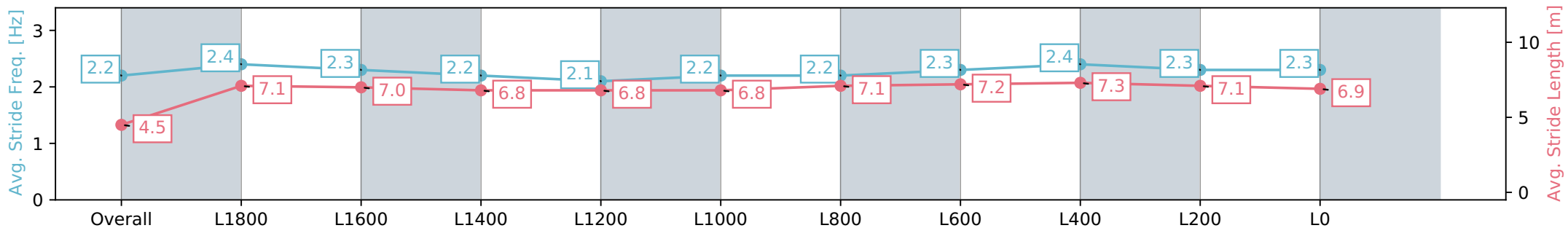
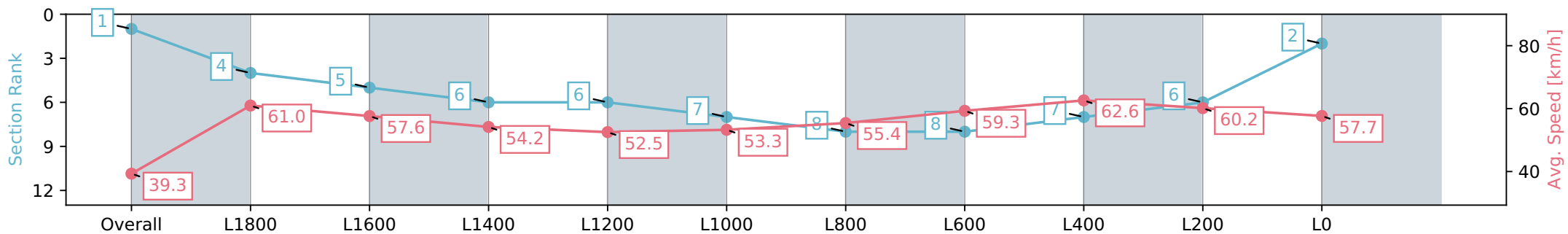
|                                |                                |
|--------------------------------|--------------------------------|
| Horse/Jockey Name              | MILITARY PRESS/Tala Hutchinson |
| Finish Rank                    | 1                              |
| Fastest Section Time (Section) | 0:11.67 (L600)                 |
| Top Speed [km/h] (Section)     | 63.7 (L800)                    |
| Race State                     | Finished                       |



Gawler SA - Professional  
 Race 1: Adelaide Plains Bloodstock Maiden Plate - 2100m  
 10 June 2024 - 12:45PM  
 Track Rating: Soft 5, Weather: Overcast, Rail Position: True



| Section                | Overall                  | L1800                    | L1600                    | L1400                    | L1200                    | L1000                    | L800                     | L600                     | L400                     | L200                     | L0                       |
|------------------------|--------------------------|--------------------------|--------------------------|--------------------------|--------------------------|--------------------------|--------------------------|--------------------------|--------------------------|--------------------------|--------------------------|
| Section Times          | 2:15.69 [1]<br>(0:09.17) | 2:06.52 [4]<br>(0:11.81) | 1:54.71 [5]<br>(0:12.65) | 1:42.06 [6]<br>(0:13.42) | 1:28.64 [6]<br>(0:13.75) | 1:14.89 [7]<br>(0:13.51) | 1:01.38 [8]<br>(0:13.04) | 0:48.34 [8]<br>(0:12.18) | 0:36.16 [7]<br>(0:11.67) | 0:24.49 [6]<br>(0:12.07) | 0:12.42 [2]<br>(0:12.42) |
| Average Speed [km/h]   | 39.3                     | 61.0                     | 57.6                     | 54.2                     | 52.5                     | 53.3                     | 55.4                     | 59.3                     | 62.6                     | 60.2                     | 57.7                     |
| Top Speed [km/h]       | 60.9                     | 62.6                     | 60.3                     | 55.0                     | 53.1                     | 54.6                     | 58.5                     | 63.2                     | 63.7                     | 60.8                     | 59.2                     |
| Avg. Dist. to Rail [m] | 4.5                      | 2.9                      | 2.0                      | 1.4                      | 1.3                      | 0.5                      | 0.8                      | 0.9                      | 2.9                      | 5.4                      | 6.1                      |
| Avg. Stride Freq. [Hz] | 2.2                      | 2.4                      | 2.3                      | 2.2                      | 2.1                      | 2.2                      | 2.2                      | 2.3                      | 2.4                      | 2.3                      | 2.3                      |
| Avg. Stride Length [m] | 4.5                      | 7.1                      | 7.0                      | 6.8                      | 6.8                      | 6.8                      | 7.1                      | 7.2                      | 7.3                      | 7.1                      | 6.9                      |



Report Created: Mon 10 June 2024 13:33:22 GMT+10 (Note: Timing is based on positional data)

- [ ] Ranking at each section and finish
- :-:- No data available at this section
- NA No data available

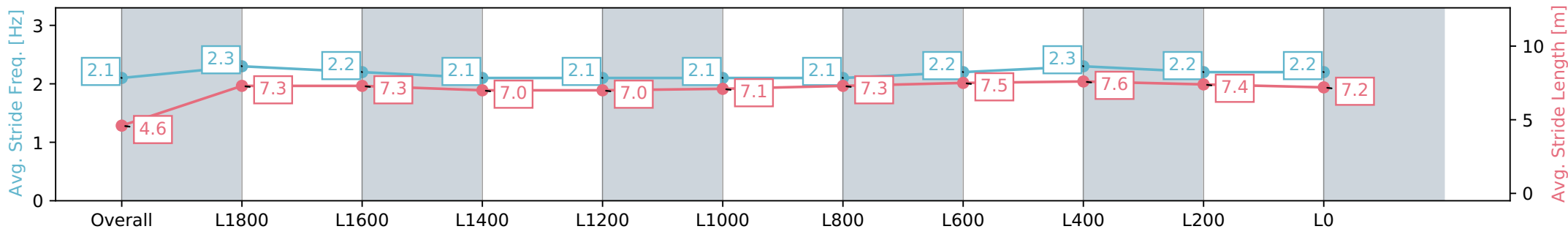
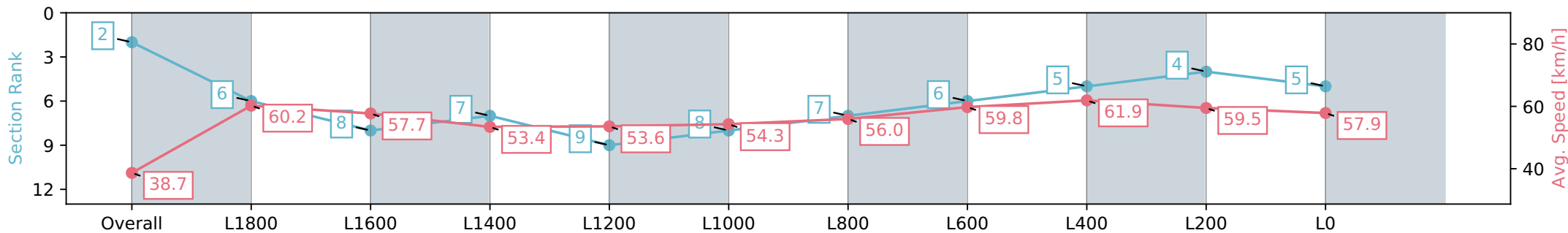
|                                |                          |
|--------------------------------|--------------------------|
| Horse/Jockey Name              | WHISKY SOUR/Todd Pannell |
| Finish Rank                    | 2                        |
| Fastest Section Time (Section) | 0:11.83 (L600)           |
| Top Speed [km/h] (Section)     | 62.6 (L800)              |
| Race State                     | Finished                 |



Gawler SA - Professional  
 Race 1: Adelaide Plains Bloodstock Maiden Plate - 2100m  
 10 June 2024 - 12:45PM  
 Track Rating: Soft 5, Weather: Overcast, Rail Position: True



| Section                | Overall                  | L1800                    | L1600                    | L1400                    | L1200                    | L1000                    | L800                     | L600                     | L400                     | L200                     | L0                       |
|------------------------|--------------------------|--------------------------|--------------------------|--------------------------|--------------------------|--------------------------|--------------------------|--------------------------|--------------------------|--------------------------|--------------------------|
| Section Times          | 2:15.73 [2]<br>(0:09.31) | 2:06.42 [6]<br>(0:11.93) | 1:54.49 [8]<br>(0:12.56) | 1:41.92 [7]<br>(0:13.56) | 1:28.36 [9]<br>(0:13.47) | 1:14.89 [8]<br>(0:13.32) | 1:01.57 [7]<br>(0:12.95) | 0:48.62 [6]<br>(0:12.22) | 0:36.40 [5]<br>(0:11.83) | 0:24.57 [4]<br>(0:12.20) | 0:12.37 [5]<br>(0:12.37) |
| Average Speed [km/h]   | 38.7                     | 60.2                     | 57.7                     | 53.4                     | 53.6                     | 54.3                     | 56.0                     | 59.8                     | 61.9                     | 59.5                     | 57.9                     |
| Top Speed [km/h]       | 59.4                     | 61.4                     | 59.6                     | 55.1                     | 54.9                     | 54.8                     | 58.3                     | 62.6                     | 62.6                     | 60.7                     | 58.4                     |
| Avg. Dist. to Rail [m] | 7.9                      | 3.0                      | 0.8                      | 1.2                      | 2.2                      | 1.9                      | 2.4                      | 2.7                      | 3.2                      | 4.2                      | 4.6                      |
| Avg. Stride Freq. [Hz] | 2.1                      | 2.3                      | 2.2                      | 2.1                      | 2.1                      | 2.1                      | 2.1                      | 2.2                      | 2.3                      | 2.2                      | 2.2                      |
| Avg. Stride Length [m] | 4.6                      | 7.3                      | 7.3                      | 7.0                      | 7.0                      | 7.1                      | 7.3                      | 7.5                      | 7.6                      | 7.4                      | 7.2                      |



- [ ] Ranking at each section and finish
- :-:- No data available at this section
- NA No data available

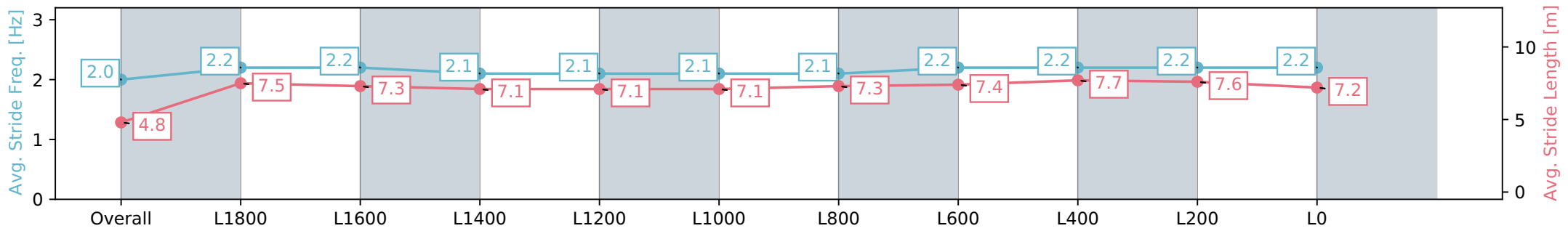
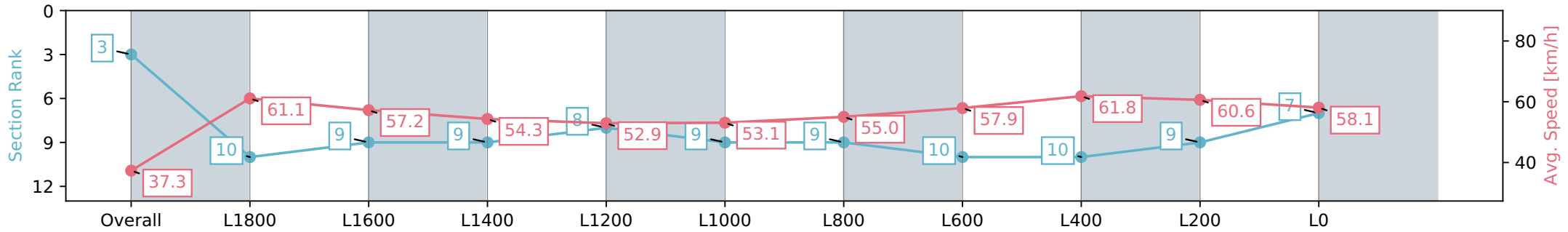
|                                |                        |
|--------------------------------|------------------------|
| Horse/Jockey Name              | SHIFFANY/Justin Potter |
| Finish Rank                    | 3                      |
| Fastest Section Time (Section) | 0:11.72 (L600)         |
| Top Speed [km/h] (Section)     | 64.0 (Overall)         |
| Race State                     | Finished               |



Gawler SA - Professional  
 Race 1: Adelaide Plains Bloodstock Maiden Plate - 2100m  
 10 June 2024 - 12:45PM  
 Track Rating: Soft 5, Weather: Overcast, Rail Position: True



| Section                | Overall                  | L1800                     | L1600                    | L1400                    | L1200                    | L1000                    | L800                     | L600                      | L400                      | L200                     | L0                       |
|------------------------|--------------------------|---------------------------|--------------------------|--------------------------|--------------------------|--------------------------|--------------------------|---------------------------|---------------------------|--------------------------|--------------------------|
| Section Times          | 2:15.86 [3]<br>(0:09.73) | 2:06.13 [10]<br>(0:11.77) | 1:54.36 [9]<br>(0:12.56) | 1:41.80 [9]<br>(0:13.24) | 1:28.56 [8]<br>(0:13.63) | 1:14.93 [9]<br>(0:13.55) | 1:01.38 [9]<br>(0:13.09) | 0:48.29 [10]<br>(0:12.34) | 0:35.95 [10]<br>(0:11.72) | 0:24.23 [9]<br>(0:11.95) | 0:12.28 [7]<br>(0:12.28) |
| Average Speed [km/h]   | 37.3                     | 61.1                      | 57.2                     | 54.3                     | 52.9                     | 53.1                     | 55.0                     | 57.9                      | 61.8                      | 60.6                     | 58.1                     |
| Top Speed [km/h]       | 59.5                     | 64.0                      | 58.7                     | 55.7                     | 54.4                     | 55.3                     | 57.4                     | 60.8                      | 62.4                      | 61.7                     | 60.2                     |
| Avg. Dist. to Rail [m] | 7.7                      | 0.7                       | 0.1                      | 0.2                      | 0.3                      | 0.3                      | 0.2                      | 0.7                       | 1.0                       | 4.0                      | 7.3                      |
| Avg. Stride Freq. [Hz] | 2.0                      | 2.2                       | 2.2                      | 2.1                      | 2.1                      | 2.1                      | 2.1                      | 2.2                       | 2.2                       | 2.2                      | 2.2                      |
| Avg. Stride Length [m] | 4.8                      | 7.5                       | 7.3                      | 7.1                      | 7.1                      | 7.1                      | 7.3                      | 7.4                       | 7.7                       | 7.6                      | 7.2                      |



Report Created: Mon 10 June 2024 13:33:31 GMT+10 (Note: Timing is based on positional data)

- [ ] Ranking at each section and finish
- :-:- No data available at this section
- NA No data available

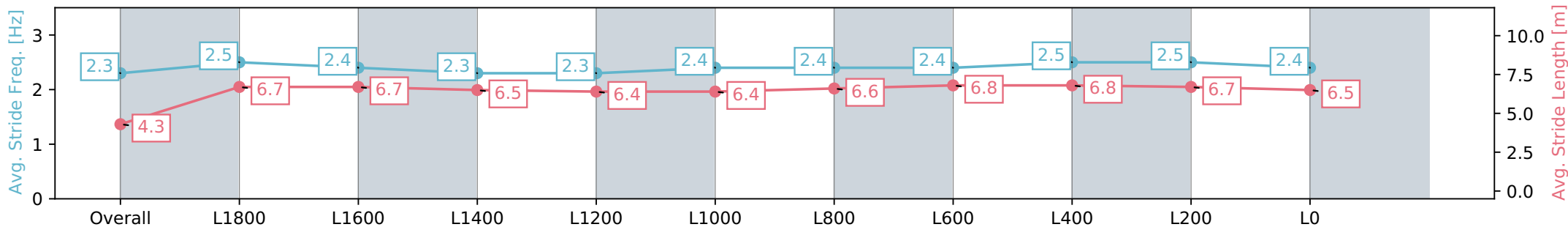
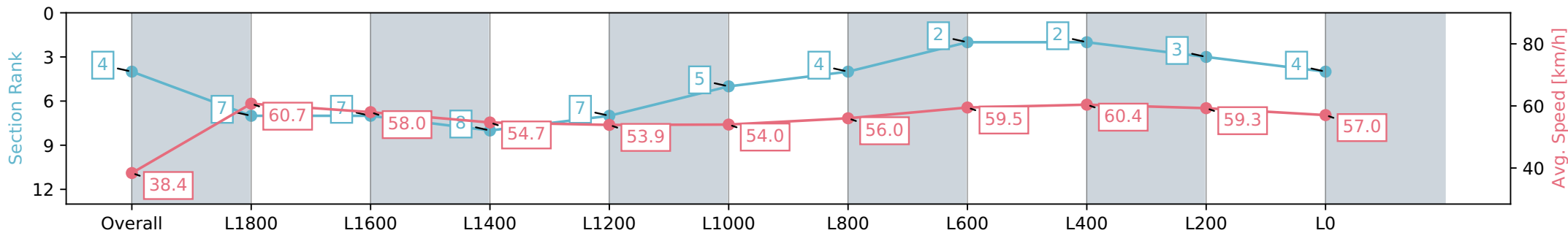
|                                |                        |
|--------------------------------|------------------------|
| Horse/Jockey Name              | KETCHIKAN/Jake Toeroek |
| Finish Rank                    | 4                      |
| Fastest Section Time (Section) | 0:11.89 (L2000)        |
| Top Speed [km/h] (Section)     | 61.6 (Overall)         |
| Race State                     | Finished               |



Gawler SA - Professional  
 Race 1: Adelaide Plains Bloodstock Maiden Plate - 2100m  
 10 June 2024 - 12:45PM  
 Track Rating: Soft 5, Weather: Overcast, Rail Position: True



| Section                | Overall                  | L1800                    | L1600                    | L1400                    | L1200                    | L1000                    | L800                     | L600                     | L400                     | L200                     | L0                       |
|------------------------|--------------------------|--------------------------|--------------------------|--------------------------|--------------------------|--------------------------|--------------------------|--------------------------|--------------------------|--------------------------|--------------------------|
| Section Times          | 2:15.93 [4]<br>(0:09.35) | 2:06.58 [7]<br>(0:11.89) | 1:54.69 [7]<br>(0:12.60) | 1:42.09 [8]<br>(0:13.33) | 1:28.76 [7]<br>(0:13.40) | 1:15.36 [5]<br>(0:13.35) | 1:02.01 [4]<br>(0:12.96) | 0:49.05 [2]<br>(0:12.20) | 0:36.85 [2]<br>(0:12.06) | 0:24.79 [3]<br>(0:12.21) | 0:12.58 [4]<br>(0:12.57) |
| Average Speed [km/h]   | 38.4                     | 60.7                     | 58.0                     | 54.7                     | 53.9                     | 54.0                     | 56.0                     | 59.5                     | 60.4                     | 59.3                     | 57.0                     |
| Top Speed [km/h]       | 60.2                     | 61.6                     | 60.0                     | 55.9                     | 54.3                     | 54.9                     | 58.0                     | 61.2                     | 61.4                     | 60.8                     | 58.2                     |
| Avg. Dist. to Rail [m] | 9.4                      | 4.6                      | 2.6                      | 2.1                      | 2.2                      | 1.5                      | 1.6                      | 1.3                      | 2.8                      | 3.5                      | 4.0                      |
| Avg. Stride Freq. [Hz] | 2.3                      | 2.5                      | 2.4                      | 2.3                      | 2.3                      | 2.4                      | 2.4                      | 2.4                      | 2.5                      | 2.5                      | 2.4                      |
| Avg. Stride Length [m] | 4.3                      | 6.7                      | 6.7                      | 6.5                      | 6.4                      | 6.4                      | 6.6                      | 6.8                      | 6.8                      | 6.7                      | 6.5                      |



- [ ] Ranking at each section and finish
- :-:- No data available at this section
- NA No data available

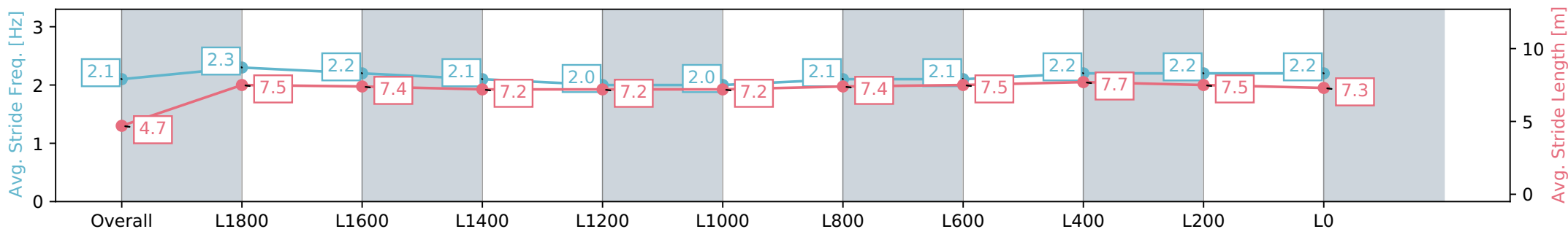
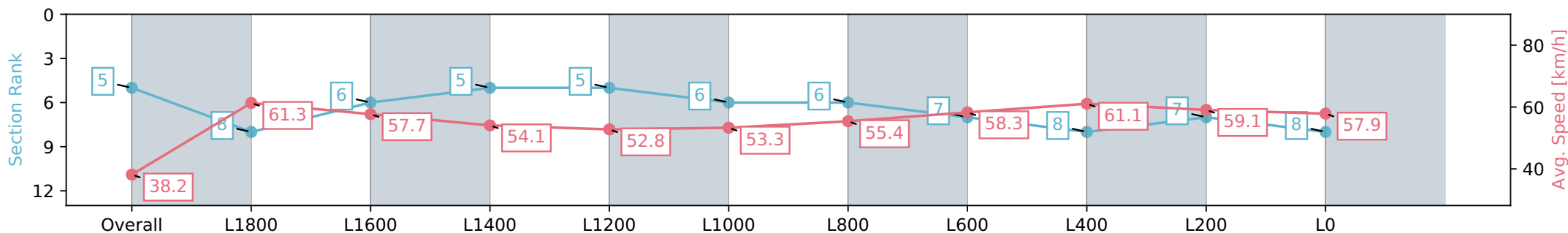
|                                |                             |
|--------------------------------|-----------------------------|
| Horse/Jockey Name              | RIVOLI VIEW/Rochelle Milnes |
| Finish Rank                    | 5                           |
| Fastest Section Time (Section) | 0:11.75 (L2000)             |
| Top Speed [km/h] (Section)     | 62.7 (Overall)              |
| Race State                     | Finished                    |



Gawler SA - Professional  
 Race 1: Adelaide Plains Bloodstock Maiden Plate - 2100m  
 10 June 2024 - 12:45PM  
 Track Rating: Soft 5, Weather: Overcast, Rail Position: True



| Section                | Overall                  | L1800                    | L1600                    | L1400                    | L1200                    | L1000                    | L800                     | L600                     | L400                     | L200                     | L0                       |
|------------------------|--------------------------|--------------------------|--------------------------|--------------------------|--------------------------|--------------------------|--------------------------|--------------------------|--------------------------|--------------------------|--------------------------|
| Section Times          | 2:16.00 [5]<br>(0:09.37) | 2:06.63 [8]<br>(0:11.75) | 1:54.88 [6]<br>(0:12.49) | 1:42.39 [5]<br>(0:13.37) | 1:29.02 [5]<br>(0:13.65) | 1:15.37 [6]<br>(0:13.50) | 1:01.87 [6]<br>(0:13.04) | 0:48.83 [7]<br>(0:12.40) | 0:36.43 [8]<br>(0:11.81) | 0:24.62 [7]<br>(0:12.22) | 0:12.40 [8]<br>(0:12.40) |
| Average Speed [km/h]   | 38.2                     | 61.3                     | 57.7                     | 54.1                     | 52.8                     | 53.3                     | 55.4                     | 58.3                     | 61.1                     | 59.1                     | 57.9                     |
| Top Speed [km/h]       | 59.2                     | 62.7                     | 60.3                     | 56.0                     | 53.5                     | 54.8                     | 58.2                     | 61.3                     | 61.4                     | 60.7                     | 58.7                     |
| Avg. Dist. to Rail [m] | 5.9                      | 1.5                      | 0.2                      | 0.5                      | 0.6                      | 0.1                      | 0.4                      | 0.8                      | 0.7                      | 2.8                      | 5.6                      |
| Avg. Stride Freq. [Hz] | 2.1                      | 2.3                      | 2.2                      | 2.1                      | 2.0                      | 2.0                      | 2.1                      | 2.1                      | 2.2                      | 2.2                      | 2.2                      |
| Avg. Stride Length [m] | 4.7                      | 7.5                      | 7.4                      | 7.2                      | 7.2                      | 7.2                      | 7.4                      | 7.5                      | 7.7                      | 7.5                      | 7.3                      |



Report Created: Mon 10 June 2024 13:33:40 GMT+10 (Note: Timing is based on positional data)

- [ ] Ranking at each section and finish
- :-:- No data available at this section
- NA No data available

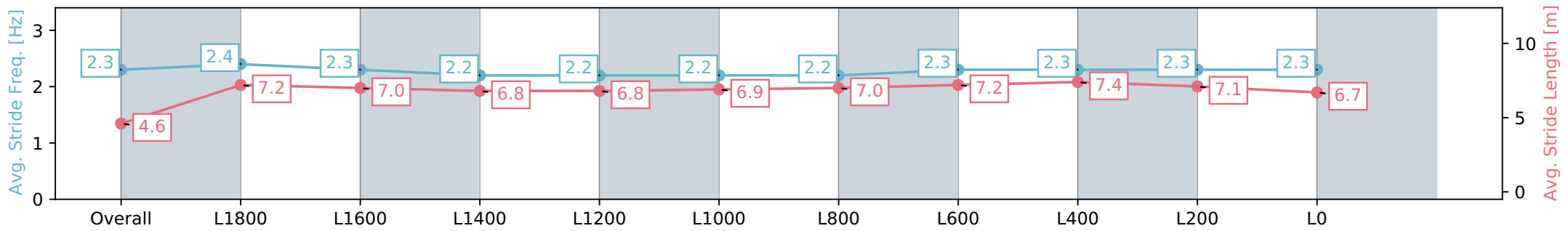
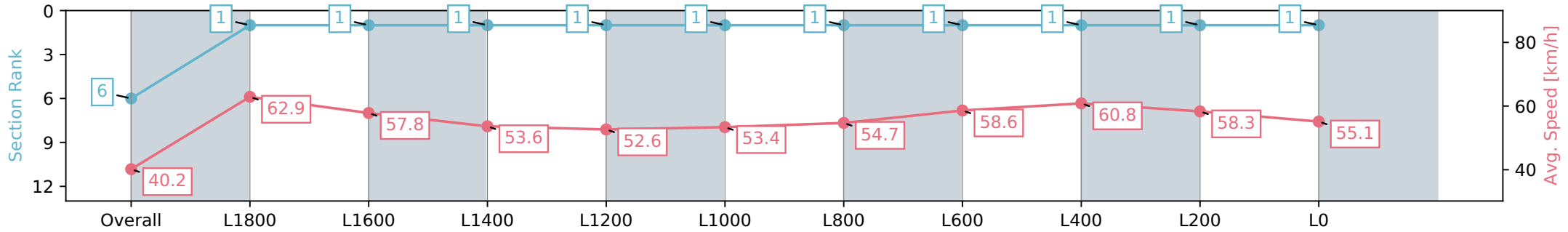
|                                |                          |
|--------------------------------|--------------------------|
| Horse/Jockey Name              | DARK LAGER/Caitlin Jones |
| Finish Rank                    | 6                        |
| Fastest Section Time (Section) | 0:11.45 (L2000)          |
| Top Speed [km/h] (Section)     | 64.0 (Overall)           |
| Race State                     | Finished                 |



Gawler SA - Professional  
 Race 1: Adelaide Plains Bloodstock Maiden Plate - 2100m  
 10 June 2024 - 12:45PM  
 Track Rating: Soft 5, Weather: Overcast, Rail Position: True



| Section                | Overall                  | L1800                    | L1600                    | L1400                    | L1200                    | L1000                    | L800                     | L600                     | L400                     | L200                     | L0                       |
|------------------------|--------------------------|--------------------------|--------------------------|--------------------------|--------------------------|--------------------------|--------------------------|--------------------------|--------------------------|--------------------------|--------------------------|
| Section Times          | 2:16.18 [6]<br>(0:09.01) | 2:07.17 [1]<br>(0:11.45) | 1:55.72 [1]<br>(0:12.41) | 1:43.31 [1]<br>(0:13.41) | 1:29.90 [1]<br>(0:13.67) | 1:16.23 [1]<br>(0:13.55) | 1:02.68 [1]<br>(0:13.17) | 0:49.51 [1]<br>(0:12.31) | 0:37.20 [1]<br>(0:11.86) | 0:25.34 [1]<br>(0:12.35) | 0:12.99 [1]<br>(0:12.99) |
| Average Speed [km/h]   | 40.2                     | 62.9                     | 57.8                     | 53.6                     | 52.6                     | 53.4                     | 54.7                     | 58.6                     | 60.8                     | 58.3                     | 55.1                     |
| Top Speed [km/h]       | 62.3                     | 64.0                     | 61.2                     | 55.3                     | 53.2                     | 53.7                     | 55.9                     | 61.0                     | 61.3                     | 59.9                     | 56.2                     |
| Avg. Dist. to Rail [m] | 4.7                      | 1.2                      | 0.4                      | 0.3                      | 0.5                      | 0.1                      | 0.6                      | 0.6                      | 0.3                      | 0.3                      | 0.8                      |
| Avg. Stride Freq. [Hz] | 2.3                      | 2.4                      | 2.3                      | 2.2                      | 2.2                      | 2.2                      | 2.2                      | 2.3                      | 2.3                      | 2.3                      | 2.3                      |
| Avg. Stride Length [m] | 4.6                      | 7.2                      | 7.0                      | 6.8                      | 6.8                      | 6.9                      | 7.0                      | 7.2                      | 7.4                      | 7.1                      | 6.7                      |



Report Created: Mon 10 June 2024 13:33:45 GMT+10 (Note: Timing is based on positional data)

- [ ] Ranking at each section and finish
- :-:- No data available at this section
- NA No data available



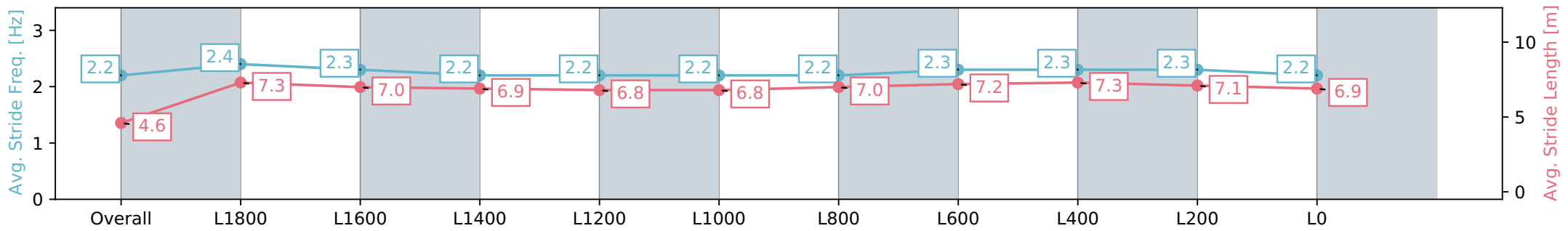
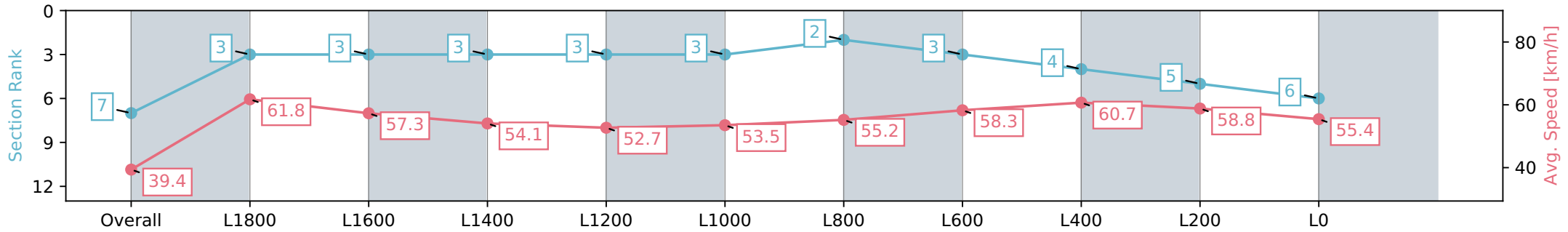
|                                |                   |
|--------------------------------|-------------------|
| Horse/Jockey Name              | WIRRINYA/Alan Lai |
| Finish Rank                    | 7                 |
| Fastest Section Time (Section) | 0:11.68 (L2000)   |
| Top Speed [km/h] (Section)     | 62.8 (Overall)    |
| Race State                     | Finished          |



Gawler SA - Professional  
 Race 1: Adelaide Plains Bloodstock Maiden Plate - 2100m  
 10 June 2024 - 12:45PM  
 Track Rating: Soft 5, Weather: Overcast, Rail Position: True



| Section                | Overall                  | L1800                    | L1600                    | L1400                    | L1200                    | L1000                    | L800                     | L600                     | L400                     | L200                     | L0                       |
|------------------------|--------------------------|--------------------------|--------------------------|--------------------------|--------------------------|--------------------------|--------------------------|--------------------------|--------------------------|--------------------------|--------------------------|
| Section Times          | 2:16.39 [7]<br>(0:09.11) | 2:07.28 [3]<br>(0:11.68) | 1:55.60 [3]<br>(0:12.52) | 1:43.08 [3]<br>(0:13.37) | 1:29.71 [3]<br>(0:13.64) | 1:16.07 [3]<br>(0:13.46) | 1:02.61 [2]<br>(0:13.11) | 0:49.50 [3]<br>(0:12.40) | 0:37.10 [4]<br>(0:11.87) | 0:25.23 [5]<br>(0:12.31) | 0:12.92 [6]<br>(0:12.92) |
| Average Speed [km/h]   | 39.4                     | 61.8                     | 57.3                     | 54.1                     | 52.7                     | 53.5                     | 55.2                     | 58.3                     | 60.7                     | 58.8                     | 55.4                     |
| Top Speed [km/h]       | 60.9                     | 62.8                     | 60.7                     | 55.8                     | 53.6                     | 55.2                     | 56.1                     | 60.5                     | 61.5                     | 59.8                     | 56.6                     |
| Avg. Dist. to Rail [m] | 1.7                      | 0.3                      | 0.3                      | 0.4                      | 0.9                      | 0.1                      | 0.6                      | 0.8                      | 0.7                      | 1.3                      | 1.6                      |
| Avg. Stride Freq. [Hz] | 2.2                      | 2.4                      | 2.3                      | 2.2                      | 2.2                      | 2.2                      | 2.2                      | 2.3                      | 2.3                      | 2.3                      | 2.2                      |
| Avg. Stride Length [m] | 4.6                      | 7.3                      | 7.0                      | 6.9                      | 6.8                      | 6.8                      | 7.0                      | 7.2                      | 7.3                      | 7.1                      | 6.9                      |



Report Created: Mon 10 June 2024 13:33:49 GMT+10 (Note: Timing is based on positional data)

- [ ] Ranking at each section and finish
- :-:- No data available at this section
- NA No data available

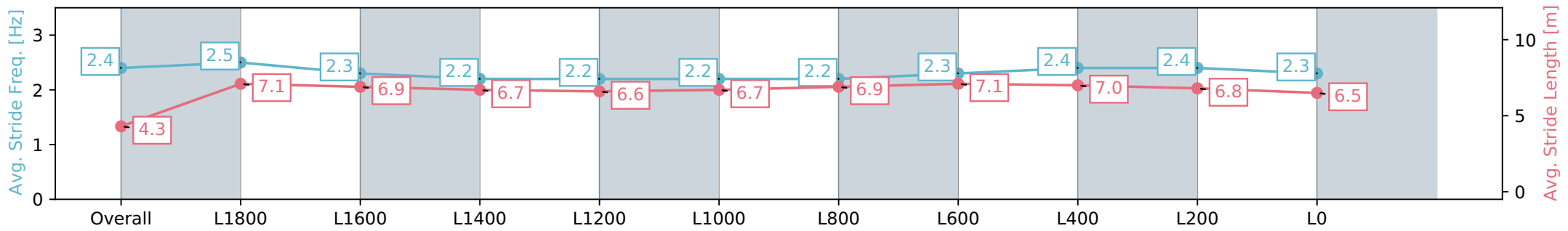
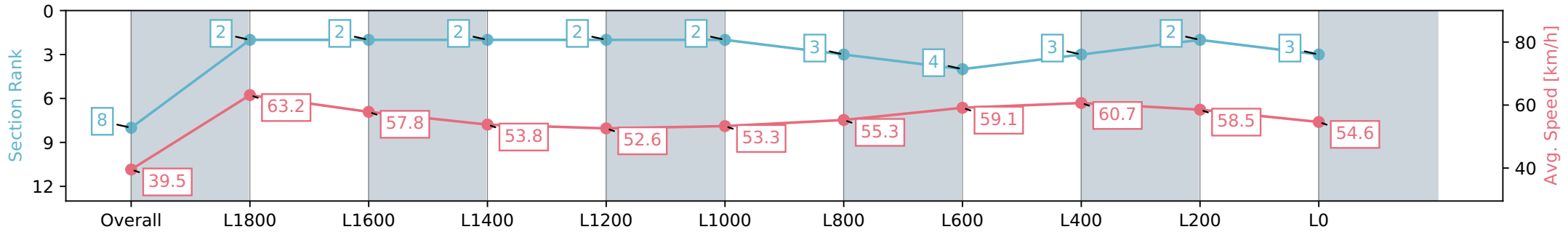
|                                |                               |
|--------------------------------|-------------------------------|
| Horse/Jockey Name              | CROWN AND ANCHOR/Jason Holder |
| Finish Rank                    | 8                             |
| Fastest Section Time (Section) | 0:11.43 (L2000)               |
| Top Speed [km/h] (Section)     | 64.6 (Overall)                |
| Race State                     | Finished                      |



Gawler SA - Professional  
 Race 1: Adelaide Plains Bloodstock Maiden Plate - 2100m  
 10 June 2024 - 12:45PM  
 Track Rating: Soft 5, Weather: Overcast, Rail Position: True



| Section                | Overall                  | L1800                    | L1600                    | L1400                    | L1200                    | L1000                    | L800                     | L600                     | L400                     | L200                     | L0                       |
|------------------------|--------------------------|--------------------------|--------------------------|--------------------------|--------------------------|--------------------------|--------------------------|--------------------------|--------------------------|--------------------------|--------------------------|
| Section Times          | 2:16.41 [8]<br>(0:09.09) | 2:07.32 [2]<br>(0:11.43) | 1:55.89 [2]<br>(0:12.54) | 1:43.35 [2]<br>(0:13.50) | 1:29.85 [2]<br>(0:13.72) | 1:16.13 [2]<br>(0:13.51) | 1:02.62 [3]<br>(0:13.10) | 0:49.52 [4]<br>(0:12.21) | 0:37.31 [3]<br>(0:11.89) | 0:25.42 [2]<br>(0:12.34) | 0:13.08 [3]<br>(0:13.08) |
| Average Speed [km/h]   | 39.5                     | 63.2                     | 57.8                     | 53.8                     | 52.6                     | 53.3                     | 55.3                     | 59.1                     | 60.7                     | 58.5                     | 54.6                     |
| Top Speed [km/h]       | 61.6                     | 64.6                     | 60.7                     | 55.6                     | 53.2                     | 53.9                     | 56.5                     | 61.0                     | 61.1                     | 59.8                     | 57.5                     |
| Avg. Dist. to Rail [m] | 5.6                      | 2.1                      | 1.1                      | 1.5                      | 1.7                      | 1.3                      | 1.7                      | 0.6                      | 0.4                      | 1.4                      | 1.8                      |
| Avg. Stride Freq. [Hz] | 2.4                      | 2.5                      | 2.3                      | 2.2                      | 2.2                      | 2.2                      | 2.2                      | 2.3                      | 2.4                      | 2.4                      | 2.3                      |
| Avg. Stride Length [m] | 4.3                      | 7.1                      | 6.9                      | 6.7                      | 6.6                      | 6.7                      | 6.9                      | 7.1                      | 7.0                      | 6.8                      | 6.5                      |



- [ ] Ranking at each section and finish
- :-:- No data available at this section
- NA No data available

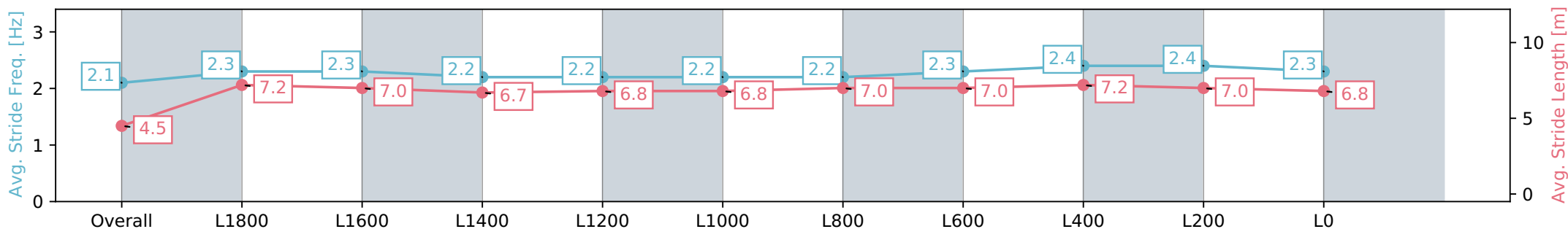
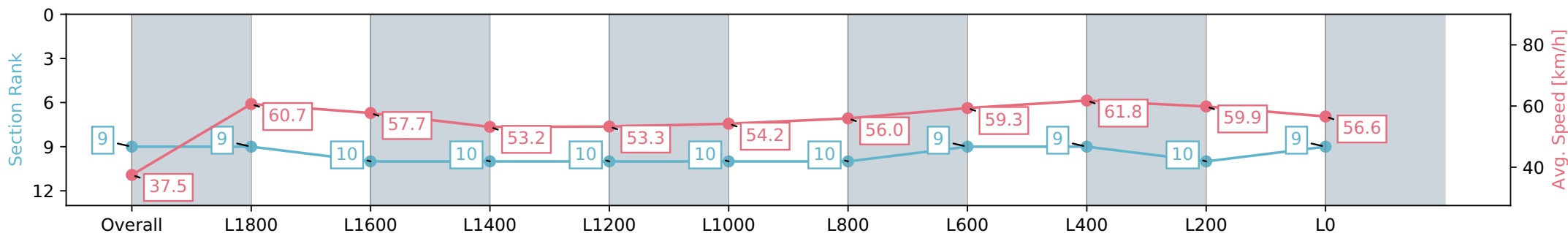
|                                |                            |
|--------------------------------|----------------------------|
| Horse/Jockey Name              | EXALTED BELLE/Sophie Logan |
| Finish Rank                    | 9                          |
| Fastest Section Time (Section) | 0:11.78 (L600)             |
| Top Speed [km/h] (Section)     | 62.5 (L800)                |
| Race State                     | Finished                   |



Gawler SA - Professional  
 Race 1: Adelaide Plains Bloodstock Maiden Plate - 2100m  
 10 June 2024 - 12:45PM  
 Track Rating: Soft 5, Weather: Overcast, Rail Position: True



| Section                | Overall                  | L1800                    | L1600                     | L1400                     | L1200                     | L1000                     | L800                      | L600                     | L400                     | L200                      | L0                       |
|------------------------|--------------------------|--------------------------|---------------------------|---------------------------|---------------------------|---------------------------|---------------------------|--------------------------|--------------------------|---------------------------|--------------------------|
| Section Times          | 2:16.49 [9]<br>(0:09.67) | 2:06.82 [9]<br>(0:11.88) | 1:54.94 [10]<br>(0:12.56) | 1:42.38 [10]<br>(0:13.57) | 1:28.80 [10]<br>(0:13.59) | 1:15.21 [10]<br>(0:13.28) | 1:01.92 [10]<br>(0:12.95) | 0:48.97 [9]<br>(0:12.35) | 0:36.62 [9]<br>(0:11.78) | 0:24.84 [10]<br>(0:12.18) | 0:12.66 [9]<br>(0:12.66) |
| Average Speed [km/h]   | 37.5                     | 60.7                     | 57.7                      | 53.2                      | 53.3                      | 54.2                      | 56.0                      | 59.3                     | 61.8                     | 59.9                      | 56.6                     |
| Top Speed [km/h]       | 57.3                     | 62.0                     | 58.9                      | 55.2                      | 54.5                      | 54.8                      | 58.2                      | 61.3                     | 62.5                     | 61.6                      | 58.5                     |
| Avg. Dist. to Rail [m] | 9.7                      | 2.3                      | 1.2                       | 0.9                       | 1.7                       | 1.3                       | 2.0                       | 2.5                      | 2.8                      | 6.9                       | 7.5                      |
| Avg. Stride Freq. [Hz] | 2.1                      | 2.3                      | 2.3                       | 2.2                       | 2.2                       | 2.2                       | 2.2                       | 2.3                      | 2.4                      | 2.4                       | 2.3                      |
| Avg. Stride Length [m] | 4.5                      | 7.2                      | 7.0                       | 6.7                       | 6.8                       | 6.8                       | 7.0                       | 7.0                      | 7.2                      | 7.0                       | 6.8                      |



- [ ] Ranking at each section and finish
- :-:- No data available at this section
- NA No data available

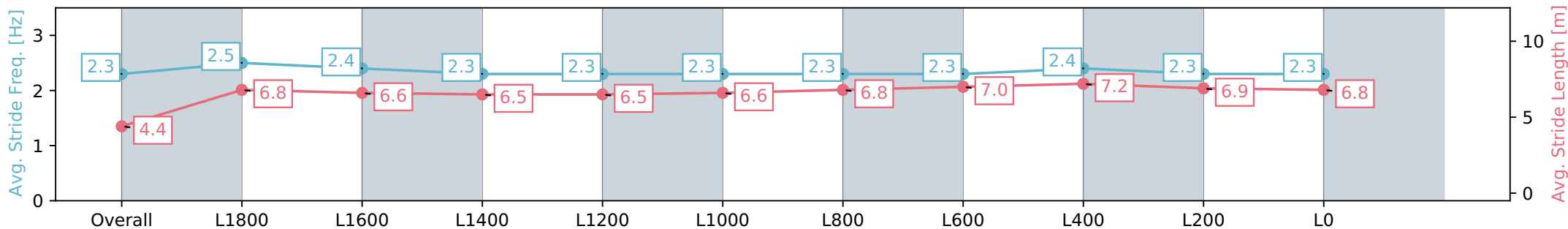
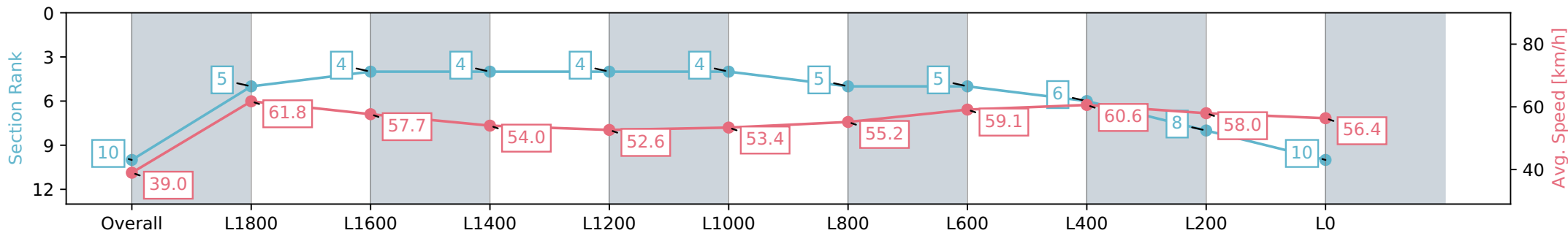
|                                |                       |
|--------------------------------|-----------------------|
| Horse/Jockey Name              | THE TANK/Samuel Payne |
| Finish Rank                    | 10                    |
| Fastest Section Time (Section) | 0:11.70 (L2000)       |
| Top Speed [km/h] (Section)     | 63.6 (Overall)        |
| Race State                     | Finished              |



Gawler SA - Professional  
 Race 1: Adelaide Plains Bloodstock Maiden Plate - 2100m  
 10 June 2024 - 12:45PM  
 Track Rating: Soft 5, Weather: Overcast, Rail Position: True



| Section                | Overall                   | L1800                    | L1600                    | L1400                    | L1200                    | L1000                    | L800                     | L600                     | L400                     | L200                     | L0                        |
|------------------------|---------------------------|--------------------------|--------------------------|--------------------------|--------------------------|--------------------------|--------------------------|--------------------------|--------------------------|--------------------------|---------------------------|
| Section Times          | 2:16.65 [10]<br>(0:09.23) | 2:07.42 [5]<br>(0:11.70) | 1:55.72 [4]<br>(0:12.43) | 1:43.29 [4]<br>(0:13.44) | 1:29.85 [4]<br>(0:13.73) | 1:16.12 [4]<br>(0:13.50) | 1:02.62 [5]<br>(0:13.07) | 0:49.55 [5]<br>(0:12.27) | 0:37.28 [6]<br>(0:12.01) | 0:25.27 [8]<br>(0:12.59) | 0:12.68 [10]<br>(0:12.68) |
| Average Speed [km/h]   | 39.0                      | 61.8                     | 57.7                     | 54.0                     | 52.6                     | 53.4                     | 55.2                     | 59.1                     | 60.6                     | 58.0                     | 56.4                      |
| Top Speed [km/h]       | 61.8                      | 63.6                     | 60.2                     | 55.8                     | 53.4                     | 54.3                     | 57.6                     | 61.3                     | 61.6                     | 59.8                     | 57.6                      |
| Avg. Dist. to Rail [m] | 1.7                       | 0.1                      | 0.3                      | 1.1                      | 1.9                      | 0.9                      | 1.2                      | 1.0                      | 2.6                      | 7.0                      | 5.5                       |
| Avg. Stride Freq. [Hz] | 2.3                       | 2.5                      | 2.4                      | 2.3                      | 2.3                      | 2.3                      | 2.3                      | 2.3                      | 2.3                      | 2.4                      | 2.3                       |
| Avg. Stride Length [m] | 4.4                       | 6.8                      | 6.6                      | 6.5                      | 6.5                      | 6.6                      | 6.8                      | 7.0                      | 7.2                      | 6.9                      | 6.8                       |



- [ ] Ranking at each section and finish
- :-:- No data available at this section
- NA No data available