



RACING SA

Gawler SA

Race 8: Contract Engineering Rating 0 - 62 Handicap - 1200m

08 May 2024 - 4:15PM



Track Rating: Soft 5, Weather: Fine, Rail Position: +7m 800m-400m, +6m Remainder

Section Field Times		Overall	L1000	L800	L600	L400	L200							
		1:12.57 (0:14.08)	0:58.50 (0:11.23)	0:47.27 (0:11.35)	0:35.92 (0:11.48)	0:24.44 (0:11.90)	0:12.54 (0:12.54)							
Position	#	Horse/Jockey	Barrier	Top Speed [km/h]	Fastest Section	First 400m	Overall	L1000	L800	L600	L400	L200	Margin	Distance Travelled From Winner [m]
1	7	CHAMBERS BAY Kayla Crowther	13	65.7 1000-800	0:11.23 1000-800	0:25.96	1:12.58 (0:14.73)	0:57.85 [9] (0:11.23)	0:46.62 [8] (0:11.27)	0:35.35 [8] (0:11.36)	0:23.99 [7] (0:11.55)	0:12.44 [4] (0:12.44)	1:12.58	
2	8	FOSTER STREET Rochelle Milnes	3	65.5 1200-1000	0:11.24 1000-800	0:26.05	1:12.83 (0:14.81)	0:58.02 [10] (0:11.24)	0:46.78 [10] (0:11.57)	0:35.20 [10] (0:11.52)	0:23.68 [10] (0:11.45)	0:12.23 [9] (0:12.23)	0.25L	-4
3	5	LITTLE RICH BOY Lachlan Neindorf	4	66.0 1200-1000	0:11.11 1000-800	0:25.36	1:12.89 (0:14.25)	0:58.64 [4] (0:11.11)	0:47.53 [2] (0:11.28)	0:36.24 [1] (0:11.64)	0:24.60 [3] (0:11.83)	0:12.77 [3] (0:12.77)	0.06L	-11
4	2	KINGSON Ivy Lam	1	65.9 1200-1000	0:11.18 1000-800	0:25.41	1:12.95 (0:14.23)	0:58.72 [3] (0:11.18)	0:47.54 [4] (0:11.38)	0:36.16 [4] (0:11.51)	0:24.65 [4] (0:11.80)	0:12.85 [2] (0:12.85)	0.06L	-7
5	9	HOLLANDAISE Jason Holder	10	65.3 1200-1000	0:11.20 1000-800	0:25.39	1:12.98 (0:14.19)	0:58.79 [2] (0:11.20)	0:47.59 [3] (0:11.32)	0:36.27 [2] (0:11.42)	0:24.85 [1] (0:11.90)	0:12.95 [1] (0:12.95)	0.03L	-3
6	10	TIPSY VIXEN Polly Brewster	8	65.8 1200-1000	0:11.22 1000-800	0:25.30	1:13.09 (0:14.08)	0:59.01 [1] (0:11.22)	0:47.79 [1] (0:11.48)	0:36.31 [3] (0:11.50)	0:24.81 [2] (0:11.98)	0:12.83 [5] (0:12.83)	0.11L	-3
7	1	AIGUILLETTE Stacey Metcalfe	7	64.9 1200-1000	0:11.34 1000-800	0:25.77	1:13.14 (0:14.43)	0:58.71 [6] (0:11.34)	0:47.37 [7] (0:11.37)	0:36.00 [7] (0:11.44)	0:24.56 [6] (0:11.79)	0:12.77 [6] (0:12.77)	0.05L	-8
8	3	RESERVOIR DOG Ben Price	2	64.1 1200-1000	0:11.34 1000-800	0:25.96	1:13.28 (0:14.62)	0:58.66 [8] (0:11.34)	0:47.32 [9] (0:11.50)	0:35.82 [9] (0:11.49)	0:24.33 [9] (0:11.72)	0:12.61 [10] (0:12.61)	0.14L	-6
9	12	HATEECH Dom Tourneur	11	65.5 1200-1000	0:11.30 1000-800	0:25.62	1:13.32 (0:14.32)	0:59.00 [5] (0:11.30)	0:47.70 [5] (0:11.41)	0:36.29 [6] (0:11.61)	0:24.68 [8] (0:11.81)	0:12.87 [8] (0:12.87)	0.04L	-4
10	4	TAN TAT BEAU Jacob Opperman	9	66.1 1200-1000	0:11.16 1000-800	0:25.69	1:13.34 (0:14.53)	0:58.81 [7] (0:11.16)	0:47.65 [6] (0:11.31)	0:36.34 [5] (0:11.52)	0:24.82 [5] (0:11.88)	0:12.94 [7] (0:12.94)	0.02L	-1

Scratched: Longwarry (#6), Kublai (#11), Cork Harbour (#13)

- [] Position in running at each section and finish # Saddle cloth number
- :-:- No data available at this section DNF Did not finish
- NA No data available DNT Did not track
- Background shading for fastest section

Horse/Jockey Name	CHAMBERS BAY/Kayla Crowther
Finish Rank	1
Fastest Section Time (Section)	0:11.23 (L1000)
Top Speed [km/h] (Section)	65.7 (L1000)
Race State	Finished



Gawler SA - Professional

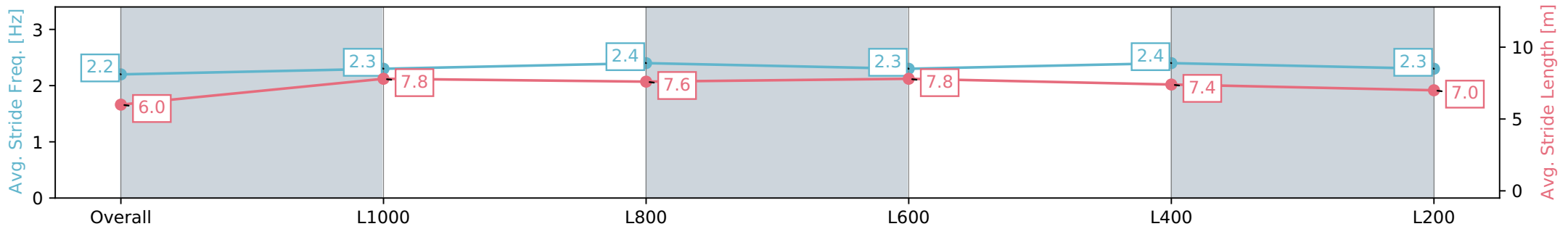
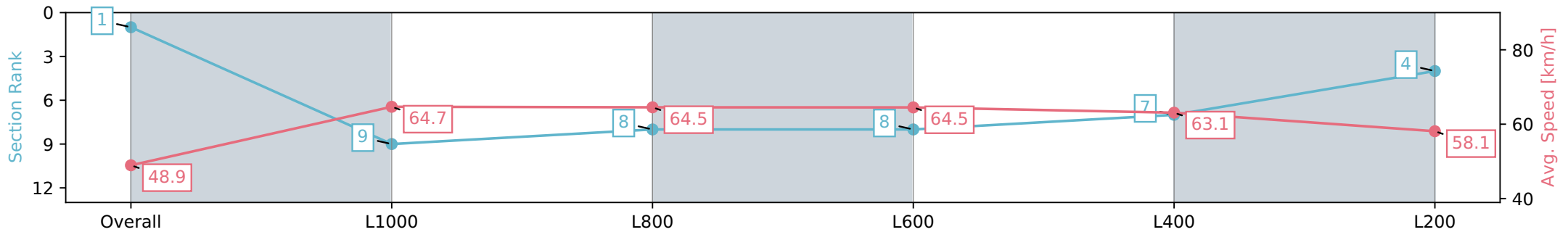
Race 8: Contract Engineering Rating 0 - 62 Handicap - 1200m

08 May 2024 - 4:15PM

Track Rating: Soft 5, Weather: Fine, Rail Position: +7m 800m-400m, +6m Remainder



Section	Overall	L1000	L800	L600	L400	L200
Section Times	1:12.58 [1] (0:14.73)	0:57.85 [9] (0:11.23)	0:46.62 [8] (0:11.27)	0:35.35 [8] (0:11.36)	0:23.99 [7] (0:11.55)	0:12.44 [4] (0:12.44)
Average Speed [km/h]	48.9	64.7	64.5	64.5	63.1	58.1
Top Speed [km/h]	63.5	65.5	65.7	65.3	65.2	61.3
Avg. Dist. to Rail [m]	7.6	2.9	2.0	3.4	6.3	7.6
Avg. Stride Freq. [Hz]	2.2	2.3	2.4	2.3	2.4	2.3
Avg. Stride Length [m]	6.0	7.8	7.6	7.8	7.4	7.0



- [] Ranking at each section and finish
- :-:- No data available at this section
- NA No data available

Horse/Jockey Name	FOSTER STREET/Rochelle Milnes
Finish Rank	2
Fastest Section Time (Section)	0:11.24 (L1000)
Top Speed [km/h] (Section)	65.5 (Overall)
Race State	Finished



Gawler SA - Professional

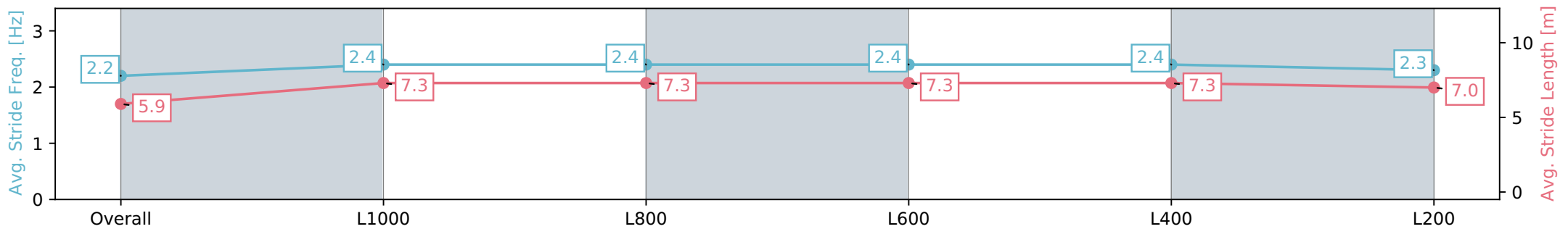
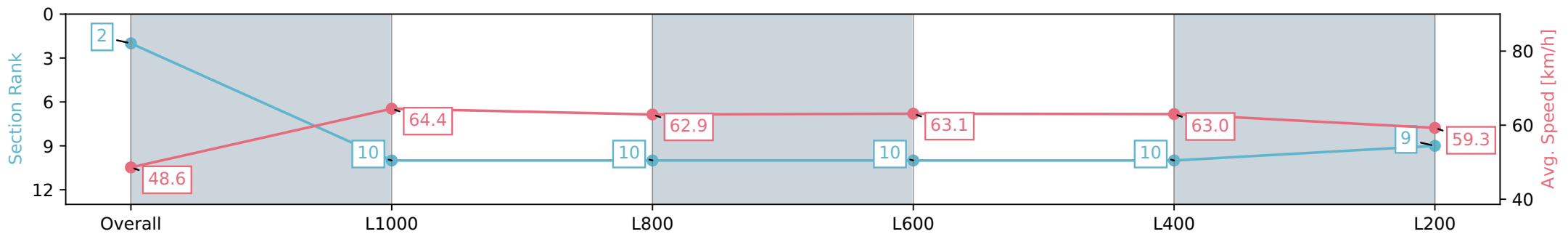
Race 8: Contract Engineering Rating 0 - 62 Handicap - 1200m

08 May 2024 - 4:15PM

Track Rating: Soft 5, Weather: Fine, Rail Position: +7m 800m-400m, +6m Remainder



Section	Overall	L1000	L800	L600	L400	L200
Section Times	1:12.83 [2] (0:14.81)	0:58.02 [10] (0:11.24)	0:46.78 [10] (0:11.57)	0:35.20 [10] (0:11.52)	0:23.68 [10] (0:11.45)	0:12.23 [9] (0:12.23)
Average Speed [km/h]	48.6	64.4	62.9	63.1	63.0	59.3
Top Speed [km/h]	63.8	65.5	63.4	64.1	64.1	62.7
Avg. Dist. to Rail [m]	2.8	1.9	2.1	1.8	0.9	1.7
Avg. Stride Freq. [Hz]	2.2	2.4	2.4	2.4	2.4	2.3
Avg. Stride Length [m]	5.9	7.3	7.3	7.3	7.3	7.0



- [] Ranking at each section and finish
- :-:- No data available at this section
- NA No data available

Horse/Jockey Name	LITTLE RICH BOY/Lachlan Neindorf
Finish Rank	3
Fastest Section Time (Section)	0:11.11 (L1000)
Top Speed [km/h] (Section)	66.0 (Overall)
Race State	Finished



Gawler SA - Professional

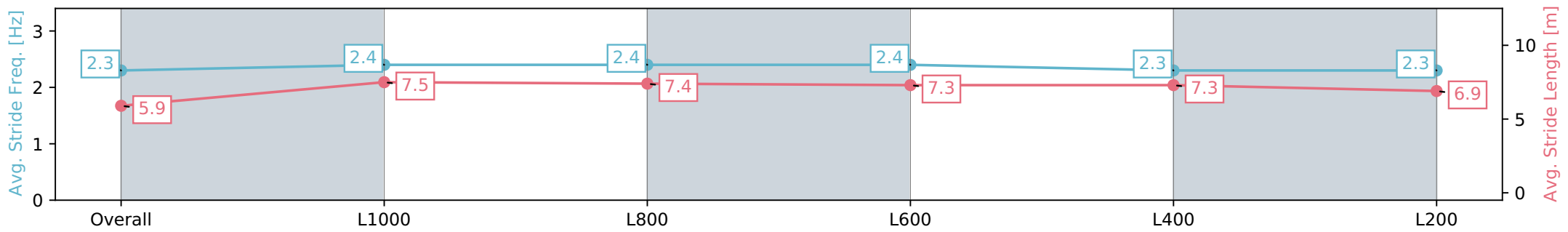
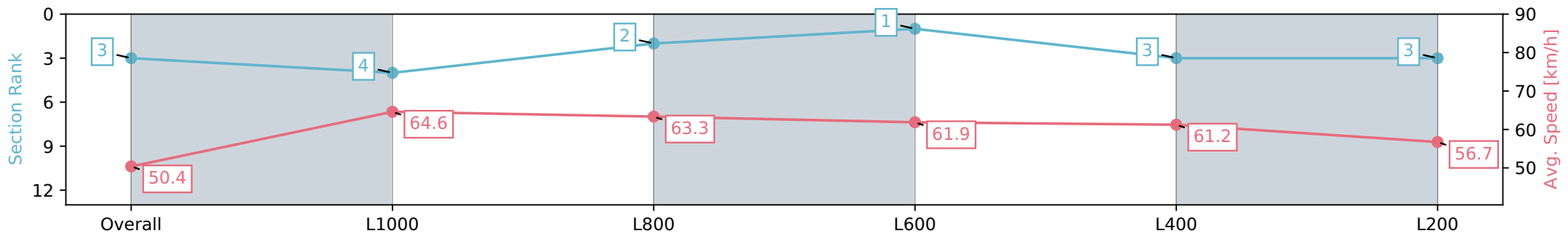
Race 8: Contract Engineering Rating 0 - 62 Handicap - 1200m

08 May 2024 - 4:15PM

Track Rating: Soft 5, Weather: Fine, Rail Position: +7m 800m-400m, +6m Remainder



Section	Overall	L1000	L800	L600	L400	L200
Section Times	1:12.89 [3] (0:14.25)	0:58.64 [4] (0:11.11)	0:47.53 [2] (0:11.28)	0:36.24 [1] (0:11.64)	0:24.60 [3] (0:11.83)	0:12.77 [3] (0:12.77)
Average Speed [km/h]	50.4	64.6	63.3	61.9	61.2	56.7
Top Speed [km/h]	65.9	66.0	64.4	63.0	63.2	59.2
Avg. Dist. to Rail [m]	3.0	0.8	1.1	0.9	2.6	4.4
Avg. Stride Freq. [Hz]	2.3	2.4	2.4	2.4	2.3	2.3
Avg. Stride Length [m]	5.9	7.5	7.4	7.3	7.3	6.9



[] Ranking at each section and finish
 -:-:- No data available at this section
 NA No data available

Horse/Jockey Name	KINGSON/Ivy Lam
Finish Rank	4
Fastest Section Time (Section)	0:11.18 (L1000)
Top Speed [km/h] (Section)	65.9 (Overall)
Race State	Finished



Gawler SA - Professional

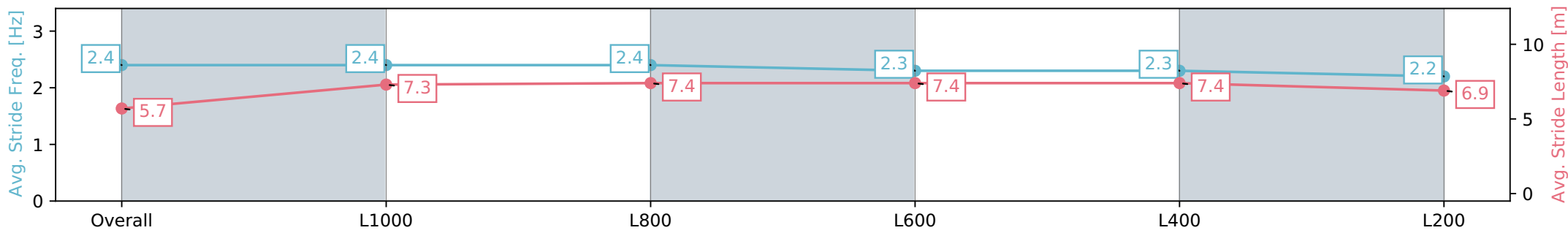
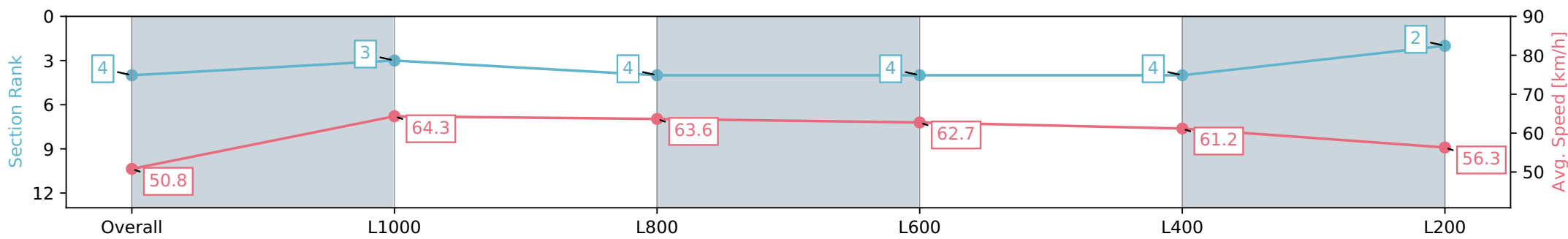
Race 8: Contract Engineering Rating 0 - 62 Handicap - 1200m

08 May 2024 - 4:15PM

Track Rating: Soft 5, Weather: Fine, Rail Position: +7m 800m-400m, +6m Remainder



Section	Overall	L1000	L800	L600	L400	L200
Section Times	1:12.95 [4] (0:14.23)	0:58.72 [3] (0:11.18)	0:47.54 [4] (0:11.38)	0:36.16 [4] (0:11.51)	0:24.65 [4] (0:11.80)	0:12.85 [2] (0:12.85)
Average Speed [km/h]	50.8	64.3	63.6	62.7	61.2	56.3
Top Speed [km/h]	64.9	65.9	64.2	63.7	62.3	59.0
Avg. Dist. to Rail [m]	1.2	0.3	1.0	1.2	1.6	3.2
Avg. Stride Freq. [Hz]	2.4	2.4	2.4	2.3	2.3	2.2
Avg. Stride Length [m]	5.7	7.3	7.4	7.4	7.4	6.9



[] Ranking at each section and finish
 -:-:- No data available at this section
 NA No data available

Horse/Jockey Name	HOLLANDAISE/Jason Holder
Finish Rank	5
Fastest Section Time (Section)	0:11.20 (L1000)
Top Speed [km/h] (Section)	65.3 (Overall)
Race State	Finished



Gawler SA - Professional

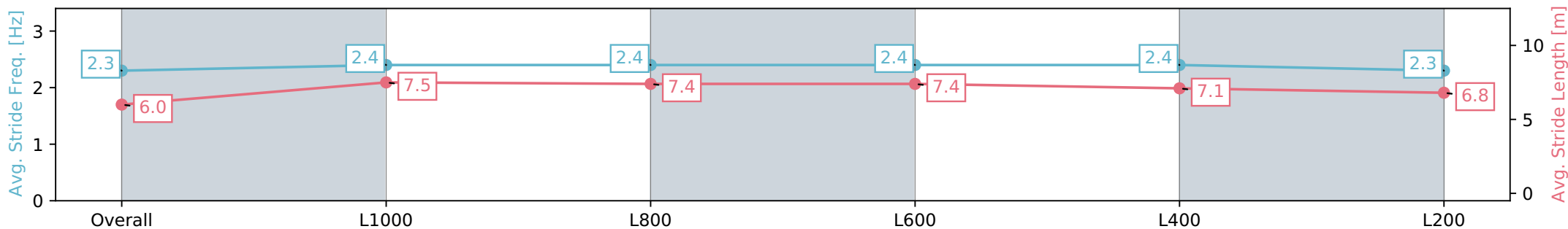
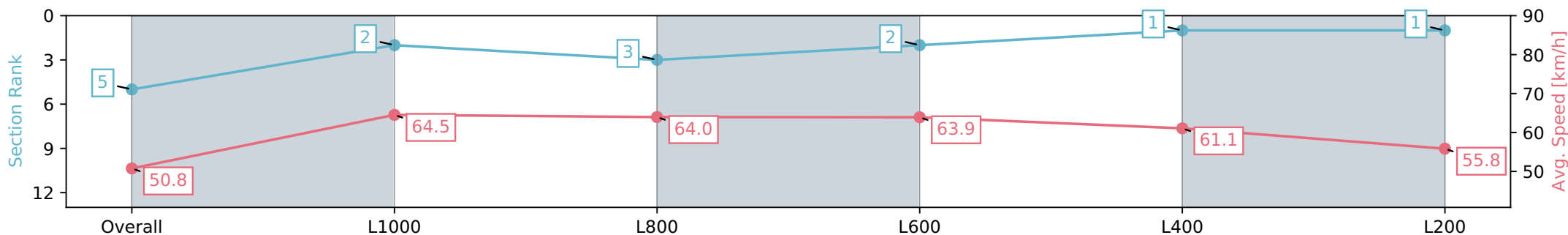
Race 8: Contract Engineering Rating 0 - 62 Handicap - 1200m

08 May 2024 - 4:15PM

Track Rating: Soft 5, Weather: Fine, Rail Position: +7m 800m-400m, +6m Remainder



Section	Overall	L1000	L800	L600	L400	L200
Section Times	1:12.98 [5] (0:14.19)	0:58.79 [2] (0:11.20)	0:47.59 [3] (0:11.32)	0:36.27 [2] (0:11.42)	0:24.85 [1] (0:11.90)	0:12.95 [1] (0:12.95)
Average Speed [km/h]	50.8	64.5	64.0	63.9	61.1	55.8
Top Speed [km/h]	64.2	65.3	64.6	64.3	63.6	59.2
Avg. Dist. to Rail [m]	5.1	1.9	1.6	2.7	5.2	7.3
Avg. Stride Freq. [Hz]	2.3	2.4	2.4	2.4	2.4	2.3
Avg. Stride Length [m]	6.0	7.5	7.4	7.4	7.1	6.8



- [] Ranking at each section and finish
- :-:- No data available at this section
- NA No data available

Horse/Jockey Name	TIPSY VIXEN/Polly Brewster
Finish Rank	6
Fastest Section Time (Section)	0:11.22 (L1000)
Top Speed [km/h] (Section)	65.8 (Overall)
Race State	Finished



Gawler SA - Professional

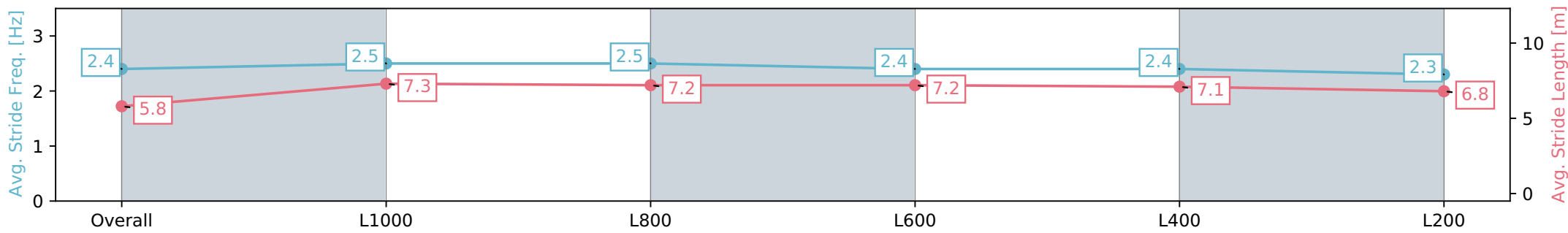
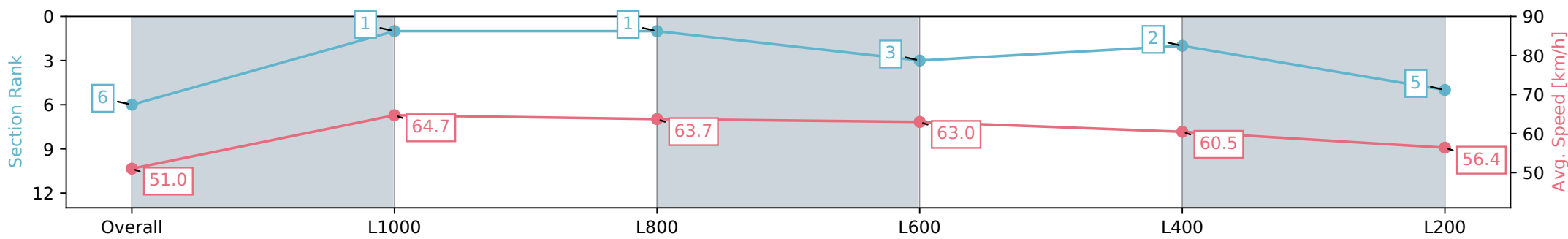
Race 8: Contract Engineering Rating 0 - 62 Handicap - 1200m

08 May 2024 - 4:15PM

Track Rating: Soft 5, Weather: Fine, Rail Position: +7m 800m-400m, +6m Remainder



Section	Overall	L1000	L800	L600	L400	L200
Section Times	1:13.09 [6] (0:14.08)	0:59.01 [1] (0:11.22)	0:47.79 [1] (0:11.48)	0:36.31 [3] (0:11.50)	0:24.81 [2] (0:11.98)	0:12.83 [5] (0:12.83)
Average Speed [km/h]	51.0	64.7	63.7	63.0	60.5	56.4
Top Speed [km/h]	65.8	65.7	64.9	64.0	62.3	59.0
Avg. Dist. to Rail [m]	5.5	2.3	2.3	1.6	3.9	5.7
Avg. Stride Freq. [Hz]	2.4	2.5	2.5	2.4	2.4	2.3
Avg. Stride Length [m]	5.8	7.3	7.2	7.2	7.1	6.8



[] Ranking at each section and finish
 -:-:- No data available at this section
 NA No data available

Horse/Jockey Name	AIGUILLETTE/Stacey Metcalfe
Finish Rank	7
Fastest Section Time (Section)	0:11.34 (L1000)
Top Speed [km/h] (Section)	64.9 (Overall)
Race State	Finished



Gawler SA - Professional

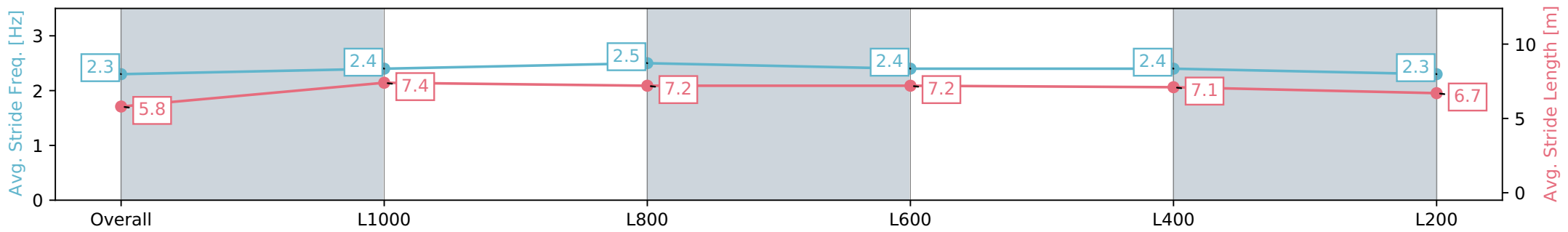
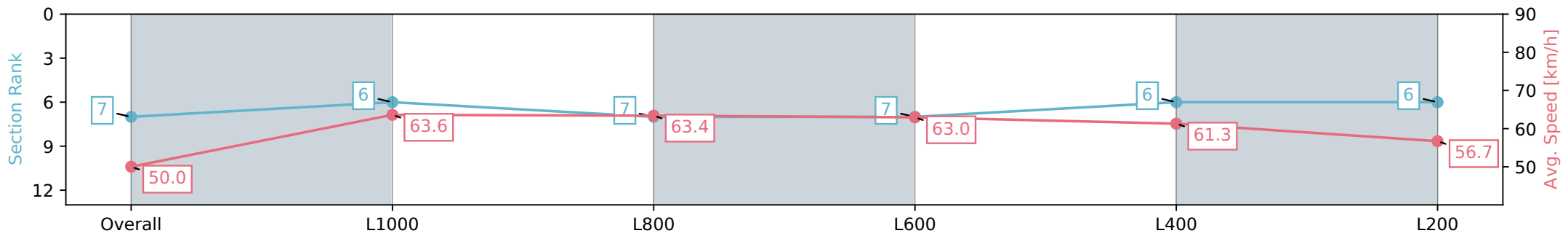
Race 8: Contract Engineering Rating 0 - 62 Handicap - 1200m

08 May 2024 - 4:15PM

Track Rating: Soft 5, Weather: Fine, Rail Position: +7m 800m-400m, +6m Remainder



Section	Overall	L1000	L800	L600	L400	L200
Section Times	1:13.14 [7] (0:14.43)	0:58.71 [6] (0:11.34)	0:47.37 [7] (0:11.37)	0:36.00 [7] (0:11.44)	0:24.56 [6] (0:11.79)	0:12.77 [6] (0:12.77)
Average Speed [km/h]	50.0	63.6	63.4	63.0	61.3	56.7
Top Speed [km/h]	63.7	64.9	64.3	64.1	63.6	59.5
Avg. Dist. to Rail [m]	3.5	1.0	0.2	0.4	1.4	3.1
Avg. Stride Freq. [Hz]	2.3	2.4	2.5	2.4	2.4	2.3
Avg. Stride Length [m]	5.8	7.4	7.2	7.2	7.1	6.7



[] Ranking at each section and finish
 -:-:- No data available at this section
 NA No data available

Horse/Jockey Name	RESERVOIR DOG/Ben Price
Finish Rank	8
Fastest Section Time (Section)	0:11.34 (L1000)
Top Speed [km/h] (Section)	64.1 (Overall)
Race State	Finished



Gawler SA - Professional

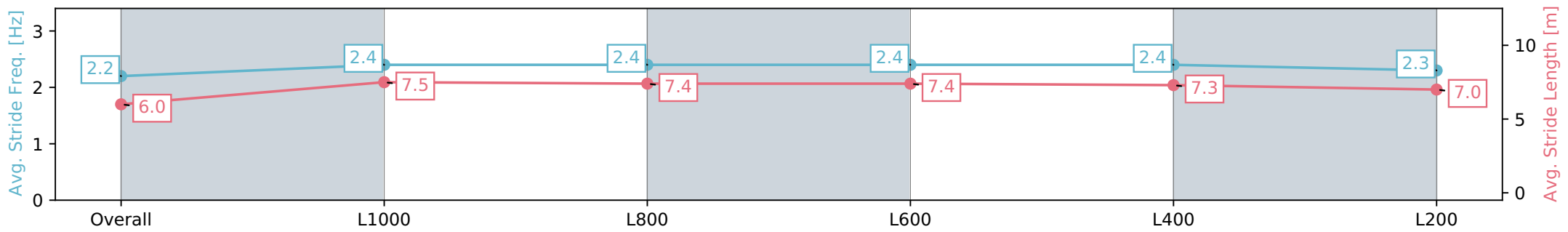
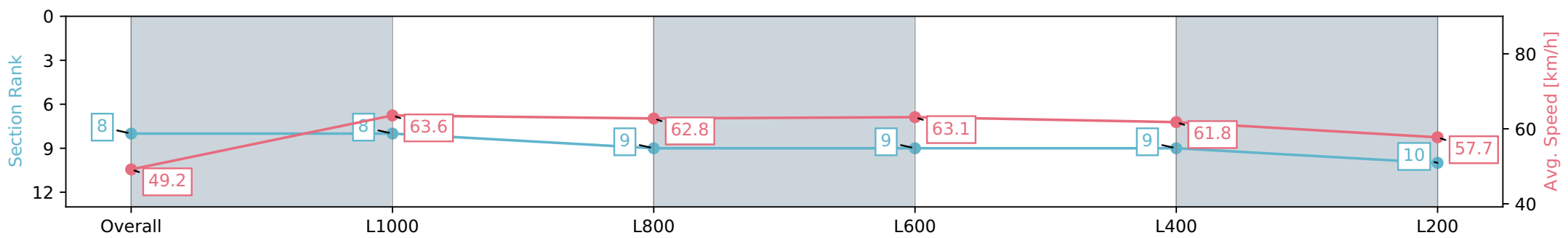
Race 8: Contract Engineering Rating 0 - 62 Handicap - 1200m

08 May 2024 - 4:15PM

Track Rating: Soft 5, Weather: Fine, Rail Position: +7m 800m-400m, +6m Remainder



Section	Overall	L1000	L800	L600	L400	L200
Section Times	1:13.28 [8] (0:14.62)	0:58.66 [8] (0:11.34)	0:47.32 [9] (0:11.50)	0:35.82 [9] (0:11.49)	0:24.33 [9] (0:11.72)	0:12.61 [10] (0:12.61)
Average Speed [km/h]	49.2	63.6	62.8	63.1	61.8	57.7
Top Speed [km/h]	63.0	64.1	63.5	63.9	63.1	60.6
Avg. Dist. to Rail [m]	1.9	0.7	0.4	1.7	3.8	5.7
Avg. Stride Freq. [Hz]	2.2	2.4	2.4	2.4	2.4	2.3
Avg. Stride Length [m]	6.0	7.5	7.4	7.4	7.3	7.0



- [] Ranking at each section and finish
- :-:- No data available at this section
- NA No data available

Horse/Jockey Name	HATEECH/Dom Tourneur
Finish Rank	9
Fastest Section Time (Section)	0:11.30 (L1000)
Top Speed [km/h] (Section)	65.5 (Overall)
Race State	Finished



Gawler SA - Professional

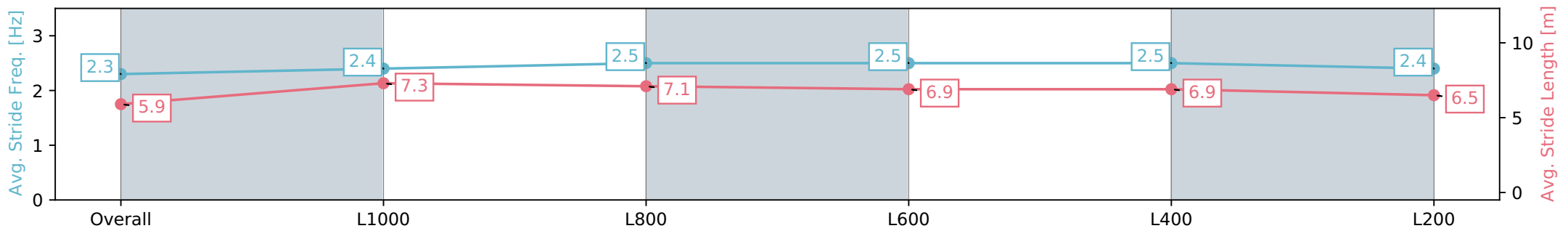
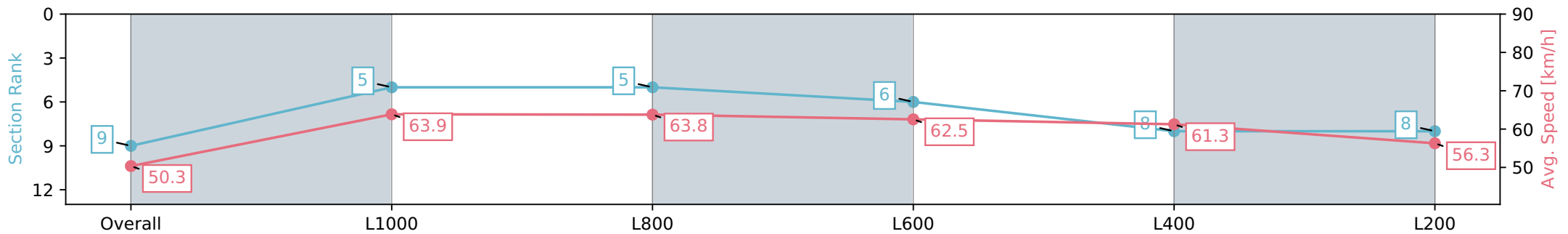
Race 8: Contract Engineering Rating 0 - 62 Handicap - 1200m

08 May 2024 - 4:15PM

Track Rating: Soft 5, Weather: Fine, Rail Position: +7m 800m-400m, +6m Remainder



Section	Overall	L1000	L800	L600	L400	L200
Section Times	1:13.32 [9] (0:14.32)	0:59.00 [5] (0:11.30)	0:47.70 [5] (0:11.41)	0:36.29 [6] (0:11.61)	0:24.68 [8] (0:11.81)	0:12.87 [8] (0:12.87)
Average Speed [km/h]	50.3	63.9	63.8	62.5	61.3	56.3
Top Speed [km/h]	65.5	65.5	64.2	63.6	62.9	60.4
Avg. Dist. to Rail [m]	6.5	1.2	1.1	2.3	3.2	4.6
Avg. Stride Freq. [Hz]	2.3	2.4	2.5	2.5	2.5	2.4
Avg. Stride Length [m]	5.9	7.3	7.1	6.9	6.9	6.5



- [] Ranking at each section and finish
- :-:- No data available at this section
- NA No data available

Horse/Jockey Name	TAN TAT BEAU/Jacob Opperman
Finish Rank	10
Fastest Section Time (Section)	0:11.16 (L1000)
Top Speed [km/h] (Section)	66.1 (Overall)
Race State	Finished



Gawler SA - Professional

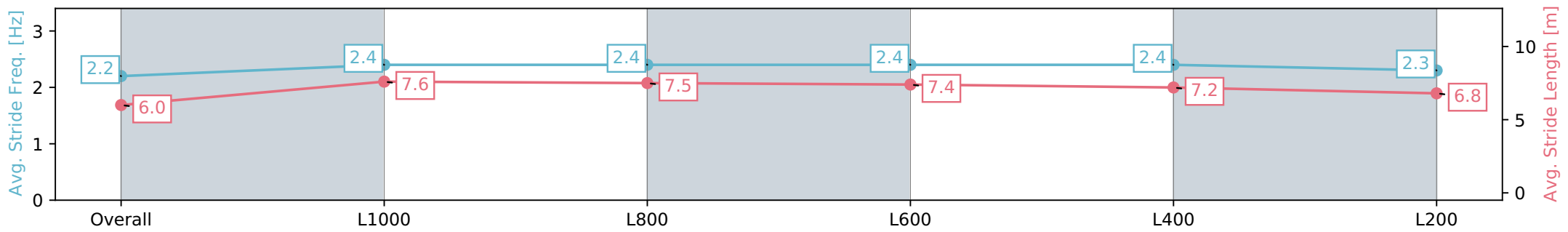
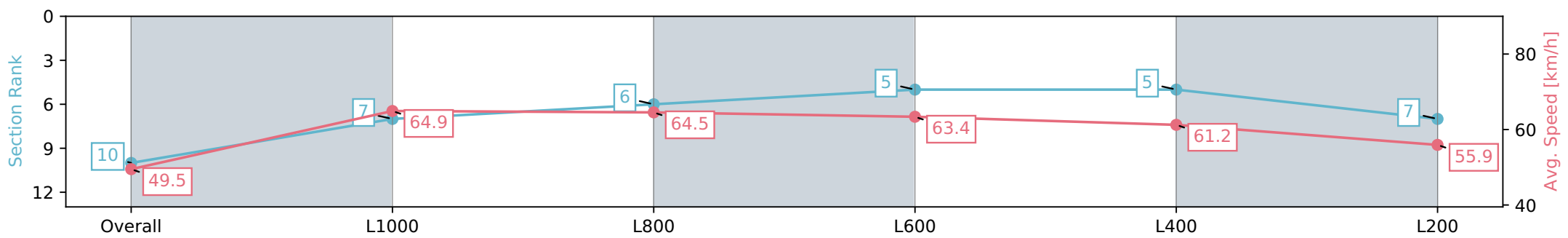
Race 8: Contract Engineering Rating 0 - 62 Handicap - 1200m

08 May 2024 - 4:15PM

Track Rating: Soft 5, Weather: Fine, Rail Position: +7m 800m-400m, +6m Remainder



Section	Overall	L1000	L800	L600	L400	L200
Section Times	1:13.34 [10] (0:14.53)	0:58.81 [7] (0:11.16)	0:47.65 [6] (0:11.31)	0:36.34 [5] (0:11.52)	0:24.82 [5] (0:11.88)	0:12.94 [7] (0:12.94)
Average Speed [km/h]	49.5	64.9	64.5	63.4	61.2	55.9
Top Speed [km/h]	63.9	66.1	65.4	64.4	63.0	58.3
Avg. Dist. to Rail [m]	5.2	2.0	2.4	3.2	5.2	7.2
Avg. Stride Freq. [Hz]	2.2	2.4	2.4	2.4	2.4	2.3
Avg. Stride Length [m]	6.0	7.6	7.5	7.4	7.2	6.8



Report Created: Wed 08 May 2024 17:17:42 GMT+10 (Note: Timing is based on positional data)

- [] Ranking at each section and finish
- :-:- No data available at this section
- NA No data available