



RACING SA

Gawler SA

Race 5: Advanced Transport Refrigeration Class One Handicap - 1100m

08 May 2024 - 2:30PM



Track Rating: Soft 5, Weather: Fine, Rail Position: +7m 800m-400m, +6m Remainder

Section								Overall	L1000	L800	L600	L400	L200		
Field Times								1:06.18 (0:08.18)	0:58.00 (0:10.86)	0:47.15 (0:11.25)	0:35.90 (0:11.56)	0:24.33 (0:11.78)	0:12.55 (0:12.55)		
Position	#	Horse/Jockey	Barrier	Top Speed [km/h]	Fastest Section	First 400m							Margin	Distance Travelled From Winner [m]	
1	2	SIoux WARRIOR Jason Holder	2	66.7 800-600	0:08.42 1000-800	0:25.10	1:06.18 (0:08.42)	0:57.76 [3] (0:11.14)	0:46.62 [4] (0:11.12)	0:35.50 [4] (0:11.43)	0:24.07 [4] (0:11.51)	0:12.56 [1] (0:12.56)	1:06.18		
2	6	LIFT THE BAR Dom Tourneur	10	65.7 800-600	0:08.82 1000-800	0:25.70	1:06.27 (0:08.82)	0:57.45 [9] (0:11.28)	0:46.17 [10] (0:11.20)	0:34.97 [9] (0:11.30)	0:23.67 [9] (0:11.51)	0:12.16 [8] (0:12.16)	0.09L	-1	
3	7	SPLISH SPLASH Jake Toeroek	1	67.2 800-600	0:08.68 1000-800	0:25.32	1:06.28 (0:08.68)	0:57.60 [8] (0:11.06)	0:46.54 [5] (0:11.12)	0:35.42 [6] (0:11.44)	0:23.98 [7] (0:11.50)	0:12.48 [3] (0:12.48)	0.01L	+3	
4	4	UTILITARIAN Rochelle Milnes	7	66.1 800-600	0:08.56 1000-800	0:25.55	1:06.54 (0:08.56)	0:57.97 [7] (0:11.31)	0:46.66 [7] (0:11.12)	0:35.54 [7] (0:11.21)	0:24.33 [6] (0:11.68)	0:12.65 [5] (0:12.65)	0.26L	+2	
5	5	DUTHY STREET Sophie Logan	4	67.2 1000-800	0:08.25 1000-800	0:24.73	1:06.56 (0:08.25)	0:58.31 [2] (0:10.95)	0:47.36 [2] (0:11.15)	0:36.21 [2] (0:11.49)	0:24.72 [2] (0:11.88)	0:12.84 [2] (0:12.84)	0.02L	+0	
6	8	BITE YOUR TONGUE Alana Livesey	6	67.2 800-600	0:08.46 1000-800	0:25.35	1:06.58 (0:08.46)	0:58.12 [5] (0:11.31)	0:46.81 [6] (0:10.96)	0:35.85 [5] (0:11.47)	0:24.38 [5] (0:11.62)	0:12.76 [4] (0:12.76)	0.02L	+4	
7	3	FLYING ASSASSIN Sairyn Fawke	12	65.6 1000-800	0:08.82 1000-800	0:25.54	1:06.93 (0:08.82)	0:58.11 [10] (0:11.11)	0:47.00 [8] (0:11.13)	0:35.87 [8] (0:11.28)	0:24.59 [8] (0:11.71)	0:12.88 [7] (0:12.88)	0.35L	-2	
8	11	SWIFT TERCEL Stacey Metcalfe	9	65.7 800-600	0:08.54 1000-800	0:25.92	1:07.41 (0:08.54)	0:58.87 [6] (0:11.51)	0:47.36 [9] (0:11.38)	0:35.98 [10] (0:11.40)	0:24.58 [10] (0:11.67)	0:12.91 [10] (0:12.91)	0.48L	+7	
9	9	JIMMY DA DOZER Teagan Voorham	3	68.0 1000-800	0:08.45 1000-800	0:24.83	1:07.65 (0:08.45)	0:59.20 [4] (0:10.76)	0:48.44 [3] (0:11.15)	0:37.29 [3] (0:11.61)	0:25.68 [3] (0:12.16)	0:13.52 [9] (0:13.52)	0.24L	-6	
10	10	LAILA'S A GEM Tala Hutchinson	5	67.9 1000-800	0:08.17 1000-800	0:24.66	1:07.87 (0:08.17)	0:59.70 [1] (0:10.86)	0:48.84 [1] (0:11.25)	0:37.59 [1] (0:11.56)	0:26.03 [1] (0:12.14)	0:13.89 [6] (0:13.89)	0.22L	+0	

Scratched: Brave Action (#1), Game Cove (#12)

- [] Position in running at each section and finish # Saddle cloth number
- :-:- No data available at this section DNF Did not finish
- NA No data available DNT Did not track
- █ Background shading for fastest section

Horse/Jockey Name	SIoux WARRIOR/Jason Holder
Finish Rank	1
Fastest Section Time (Section)	0:08.42 (Overall)
Top Speed [km/h] (Section)	66.7 (L1000)
Race State	Finished



Gawler SA - Professional

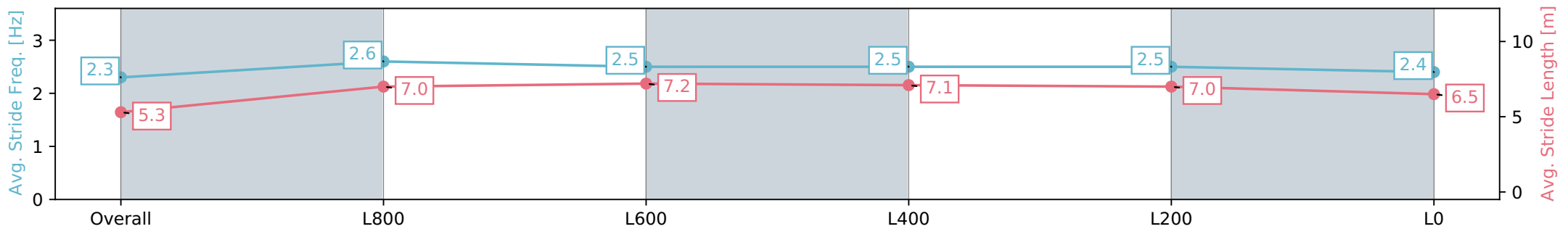
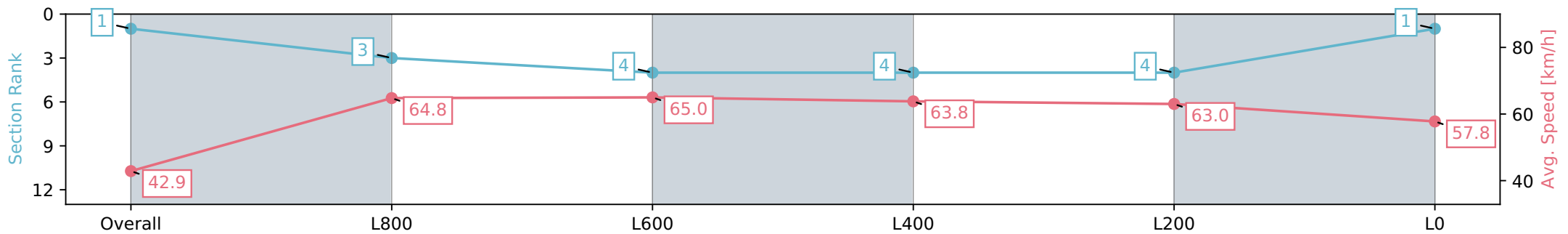
Race 5: Advanced Transport Refrigeration Class One
Handicap - 1100m

08 May 2024 - 2:30PM

Track Rating: Soft 5, Weather: Fine, Rail Position: +7m 800m-400m,
+6m Remainder



Section	Overall	L800	L600	L400	L200	L0
Section Times	1:06.18 [1] (0:08.42)	0:57.76 [3] (0:11.14)	0:46.62 [4] (0:11.12)	0:35.50 [4] (0:11.43)	0:24.07 [4] (0:11.51)	0:12.56 [1] (0:12.56)
Average Speed [km/h]	42.9	64.8	65.0	63.8	63.0	57.8
Top Speed [km/h]	61.4	66.4	66.7	65.0	64.4	60.8
Avg. Dist. to Rail [m]	1.7	0.8	1.1	2.5	4.7	5.0
Avg. Stride Freq. [Hz]	2.3	2.6	2.5	2.5	2.5	2.4
Avg. Stride Length [m]	5.3	7.0	7.2	7.1	7.0	6.5



- [] Ranking at each section and finish
- :-:- No data available at this section
- NA No data available

Horse/Jockey Name	LIFT THE BAR/Dom Tourneur
Finish Rank	2
Fastest Section Time (Section)	0:08.82 (Overall)
Top Speed [km/h] (Section)	65.7 (L1000)
Race State	Finished



Gawler SA - Professional

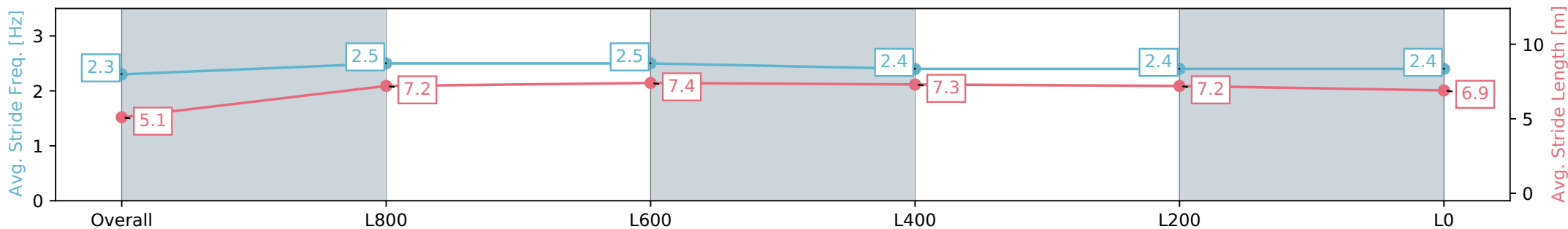
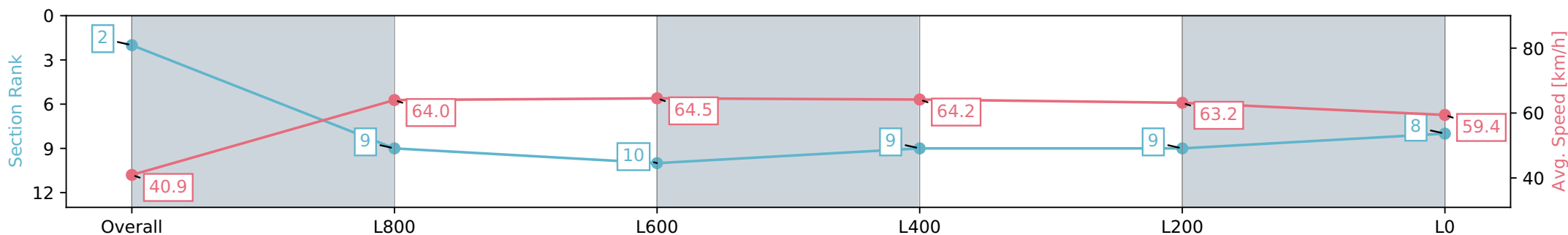
Race 5: Advanced Transport Refrigeration Class One Handicap - 1100m

08 May 2024 - 2:30PM

Track Rating: Soft 5, Weather: Fine, Rail Position: +7m 800m-400m, +6m Remainder



Section	Overall	L800	L600	L400	L200	L0
Section Times	1:06.27 [2] (0:08.82)	0:57.45 [9] (0:11.28)	0:46.17 [10] (0:11.20)	0:34.97 [9] (0:11.30)	0:23.67 [9] (0:11.51)	0:12.16 [8] (0:12.16)
Average Speed [km/h]	40.9	64.0	64.5	64.2	63.2	59.4
Top Speed [km/h]	59.8	65.7	65.7	65.1	64.7	61.8
Avg. Dist. to Rail [m]	8.9	2.6	0.6	1.5	3.3	3.3
Avg. Stride Freq. [Hz]	2.3	2.5	2.5	2.4	2.4	2.4
Avg. Stride Length [m]	5.1	7.2	7.4	7.3	7.2	6.9



- [] Ranking at each section and finish
- :-:- No data available at this section
- NA No data available

Horse/Jockey Name	SPLISH SPLASH/Jake Toeroek
Finish Rank	3
Fastest Section Time (Section)	0:08.68 (Overall)
Top Speed [km/h] (Section)	67.2 (L1000)
Race State	Finished



Gawler SA - Professional

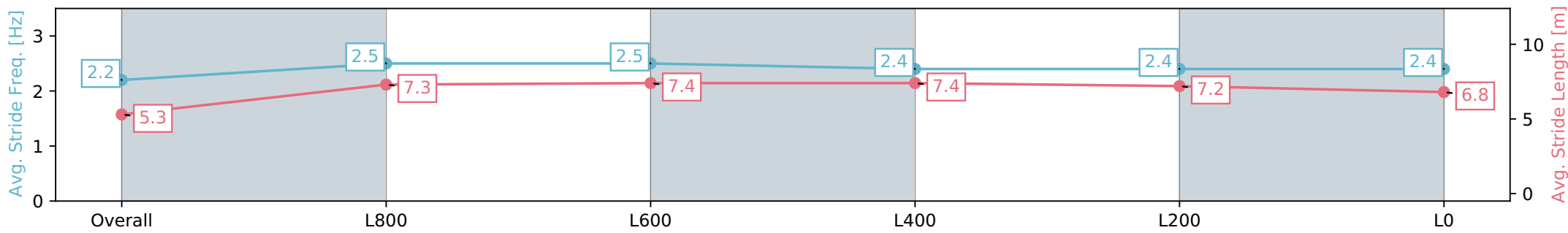
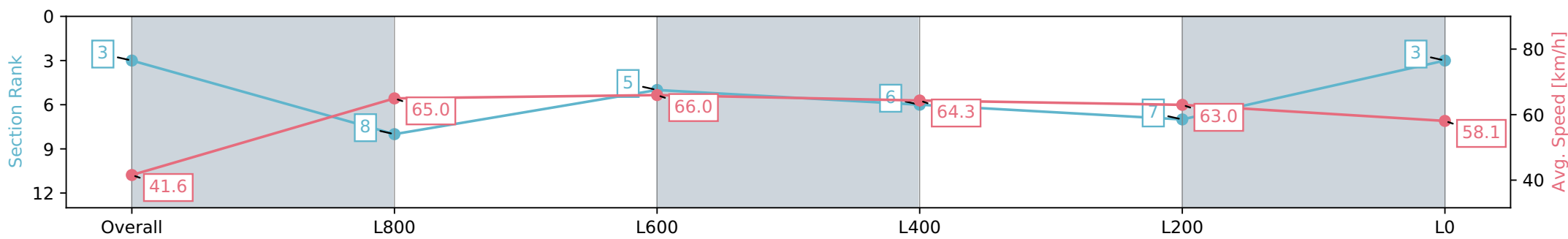
Race 5: Advanced Transport Refrigeration Class One Handicap - 1100m

08 May 2024 - 2:30PM

Track Rating: Soft 5, Weather: Fine, Rail Position: +7m 800m-400m, +6m Remainder



Section	Overall	L800	L600	L400	L200	L0
Section Times	1:06.28 [3] (0:08.68)	0:57.60 [8] (0:11.06)	0:46.54 [5] (0:11.12)	0:35.42 [6] (0:11.44)	0:23.98 [7] (0:11.50)	0:12.48 [3] (0:12.48)
Average Speed [km/h]	41.6	65.0	66.0	64.3	63.0	58.1
Top Speed [km/h]	61.8	67.1	67.2	65.8	65.0	61.3
Avg. Dist. to Rail [m]	1.2	0.6	2.7	4.3	4.2	5.6
Avg. Stride Freq. [Hz]	2.2	2.5	2.5	2.4	2.4	2.4
Avg. Stride Length [m]	5.3	7.3	7.4	7.4	7.2	6.8



[] Ranking at each section and finish
 -:-:- No data available at this section
 NA No data available

Horse/Jockey Name	UTILITARIAN/Rochelle Milnes
Finish Rank	4
Fastest Section Time (Section)	0:08.56 (Overall)
Top Speed [km/h] (Section)	66.1 (L1000)
Race State	Finished



Gawler SA - Professional

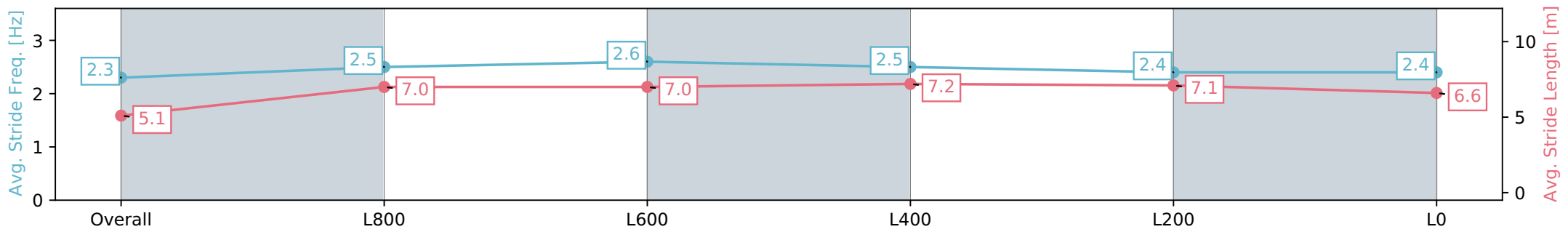
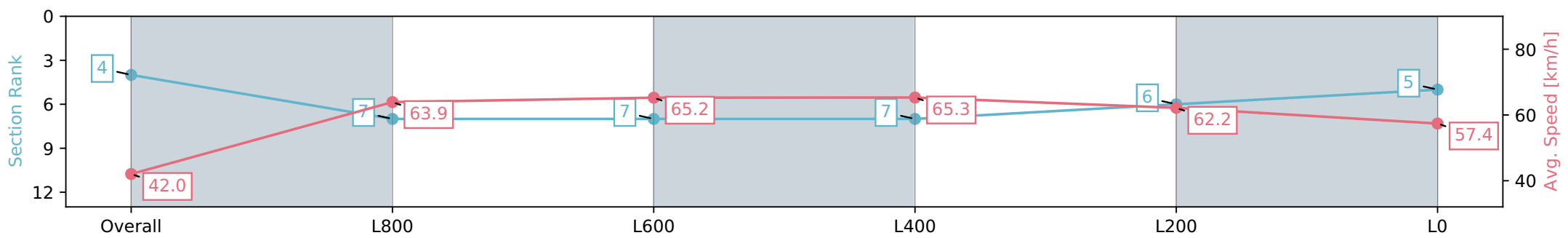
Race 5: Advanced Transport Refrigeration Class One Handicap - 1100m

08 May 2024 - 2:30PM

Track Rating: Soft 5, Weather: Fine, Rail Position: +7m 800m-400m, +6m Remainder



Section	Overall	L800	L600	L400	L200	L0
Section Times	1:06.54 [4] (0:08.56)	0:57.97 [7] (0:11.31)	0:46.66 [7] (0:11.12)	0:35.54 [7] (0:11.21)	0:24.33 [6] (0:11.68)	0:12.65 [5] (0:12.65)
Average Speed [km/h]	42.0	63.9	65.2	65.3	62.2	57.4
Top Speed [km/h]	59.2	65.3	66.1	65.6	63.9	61.4
Avg. Dist. to Rail [m]	5.6	1.7	1.7	3.5	5.8	8.3
Avg. Stride Freq. [Hz]	2.3	2.5	2.6	2.5	2.4	2.4
Avg. Stride Length [m]	5.1	7.0	7.0	7.2	7.1	6.6



[] Ranking at each section and finish
 -:-:- No data available at this section
 NA No data available

Horse/Jockey Name	DUTHY STREET/Sophie Logan
Finish Rank	5
Fastest Section Time (Section)	0:08.25 (Overall)
Top Speed [km/h] (Section)	67.2 (Overall)
Race State	Finished



Gawler SA - Professional

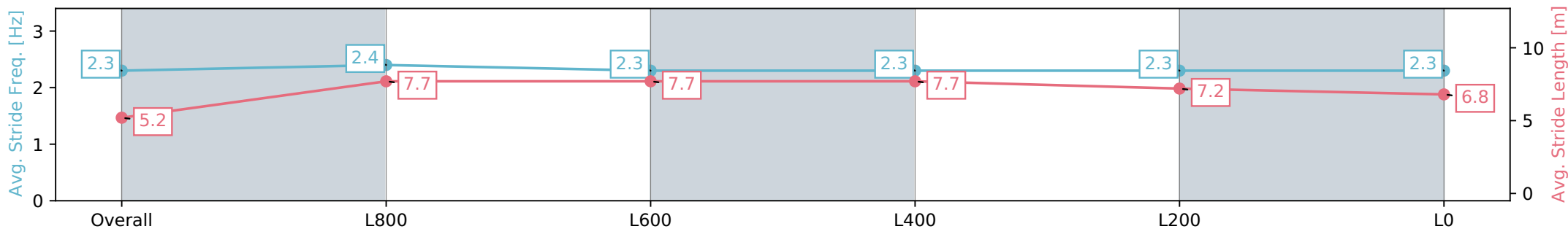
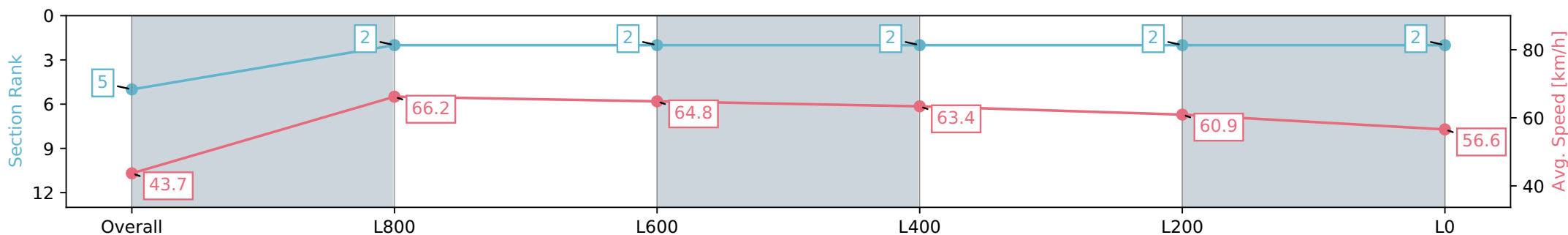
Race 5: Advanced Transport Refrigeration Class One Handicap - 1100m

08 May 2024 - 2:30PM

Track Rating: Soft 5, Weather: Fine, Rail Position: +7m 800m-400m, +6m Remainder



Section	Overall	L800	L600	L400	L200	L0
Section Times	1:06.56 [5] (0:08.25)	0:58.31 [2] (0:10.95)	0:47.36 [2] (0:11.15)	0:36.21 [2] (0:11.49)	0:24.72 [2] (0:11.88)	0:12.84 [2] (0:12.84)
Average Speed [km/h]	43.7	66.2	64.8	63.4	60.9	56.6
Top Speed [km/h]	62.5	67.2	66.8	63.8	62.6	59.7
Avg. Dist. to Rail [m]	4.4	2.3	1.3	2.1	3.6	5.1
Avg. Stride Freq. [Hz]	2.3	2.4	2.3	2.3	2.3	2.3
Avg. Stride Length [m]	5.2	7.7	7.7	7.7	7.2	6.8



- [] Ranking at each section and finish
- :-:- No data available at this section
- NA No data available

Horse/Jockey Name	BITE YOUR TONGUE/Alana Livesey
Finish Rank	6
Fastest Section Time (Section)	0:08.46 (Overall)
Top Speed [km/h] (Section)	67.2 (L1000)
Race State	Finished



Gawler SA - Professional

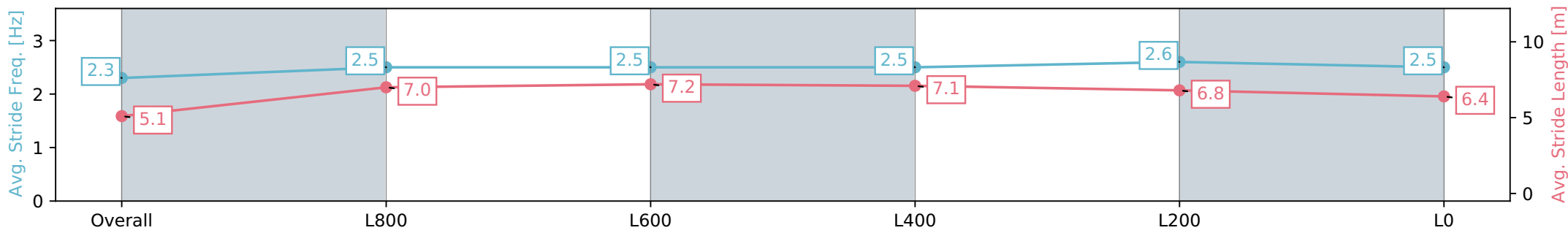
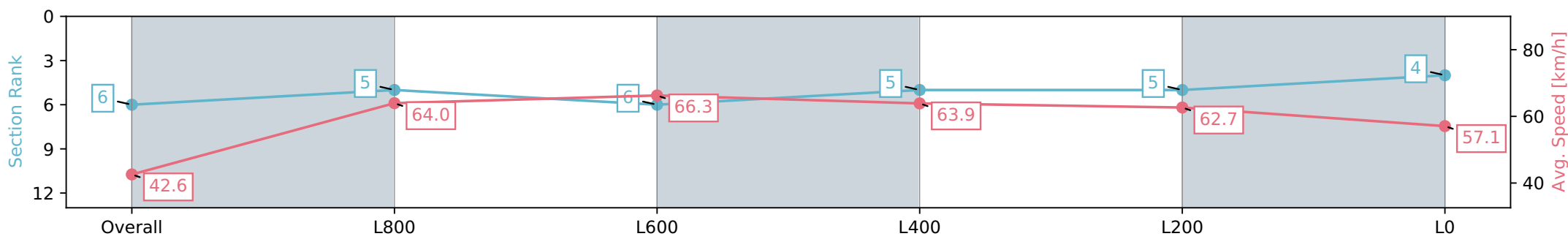
Race 5: Advanced Transport Refrigeration Class One Handicap - 1100m

08 May 2024 - 2:30PM

Track Rating: Soft 5, Weather: Fine, Rail Position: +7m 800m-400m, +6m Remainder



Section	Overall	L800	L600	L400	L200	L0
Section Times	1:06.58 [6] (0:08.46)	0:58.12 [5] (0:11.31)	0:46.81 [6] (0:10.96)	0:35.85 [5] (0:11.47)	0:24.38 [5] (0:11.62)	0:12.76 [4] (0:12.76)
Average Speed [km/h]	42.6	64.0	66.3	63.9	62.7	57.1
Top Speed [km/h]	59.1	65.7	67.2	65.6	64.6	61.0
Avg. Dist. to Rail [m]	5.9	1.9	1.6	4.0	6.6	9.5
Avg. Stride Freq. [Hz]	2.3	2.5	2.5	2.5	2.6	2.5
Avg. Stride Length [m]	5.1	7.0	7.2	7.1	6.8	6.4



- [] Ranking at each section and finish
- :-:- No data available at this section
- NA No data available

Horse/Jockey Name	FLYING ASSASSIN/Sairyn Fawke
Finish Rank	7
Fastest Section Time (Section)	0:08.82 (Overall)
Top Speed [km/h] (Section)	65.6 (Overall)
Race State	Finished



Gawler SA - Professional

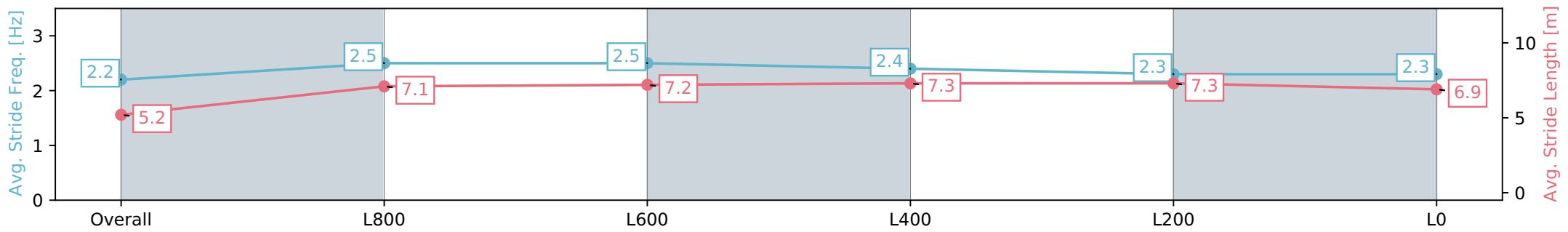
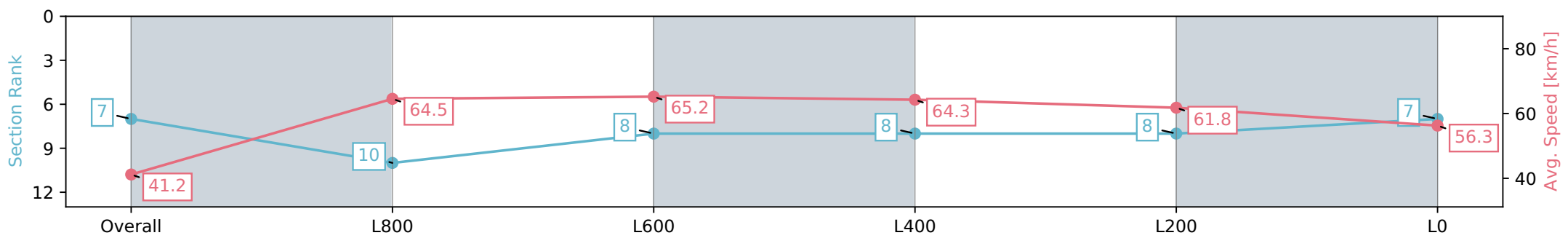
Race 5: Advanced Transport Refrigeration Class One Handicap - 1100m

08 May 2024 - 2:30PM

Track Rating: Soft 5, Weather: Fine, Rail Position: +7m 800m-400m, +6m Remainder



Section	Overall	L800	L600	L400	L200	L0
Section Times	1:06.93 [7] (0:08.82)	0:58.11 [10] (0:11.11)	0:47.00 [8] (0:11.13)	0:35.87 [8] (0:11.28)	0:24.59 [8] (0:11.71)	0:12.88 [7] (0:12.88)
Average Speed [km/h]	41.2	64.5	65.2	64.3	61.8	56.3
Top Speed [km/h]	61.4	65.6	65.1	65.3	63.7	60.2
Avg. Dist. to Rail [m]	8.3	0.7	1.2	1.7	3.4	3.5
Avg. Stride Freq. [Hz]	2.2	2.5	2.5	2.4	2.3	2.3
Avg. Stride Length [m]	5.2	7.1	7.2	7.3	7.3	6.9



- [] Ranking at each section and finish
- :-:- No data available at this section
- NA No data available

Horse/Jockey Name	SWIFT TERCEL/Stacey Metcalfe
Finish Rank	8
Fastest Section Time (Section)	0:08.54 (Overall)
Top Speed [km/h] (Section)	65.7 (L1000)
Race State	Finished



Gawler SA - Professional

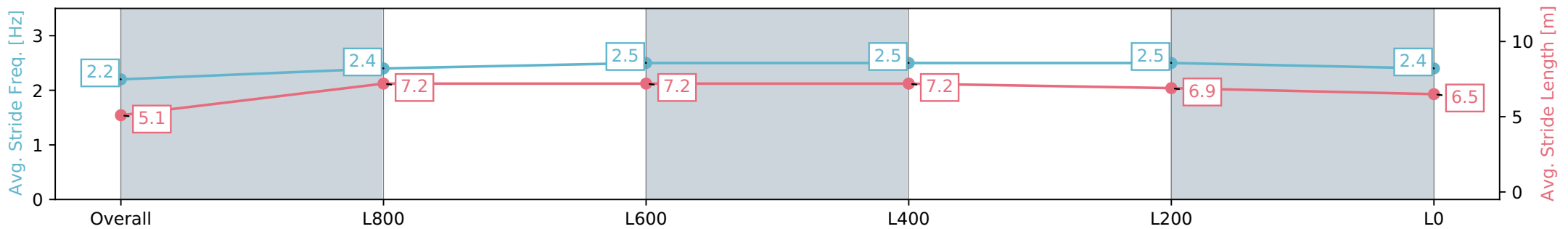
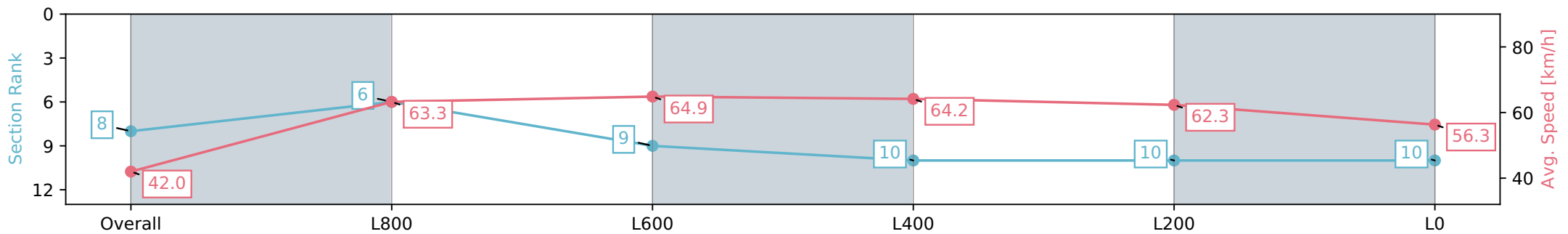
Race 5: Advanced Transport Refrigeration Class One Handicap - 1100m

08 May 2024 - 2:30PM

Track Rating: Soft 5, Weather: Fine, Rail Position: +7m 800m-400m, +6m Remainder



Section	Overall	L800	L600	L400	L200	L0
Section Times	1:07.41 [8] (0:08.54)	0:58.87 [6] (0:11.51)	0:47.36 [9] (0:11.38)	0:35.98 [10] (0:11.40)	0:24.58 [10] (0:11.67)	0:12.91 [10] (0:12.91)
Average Speed [km/h]	42.0	63.3	64.9	64.2	62.3	56.3
Top Speed [km/h]	58.5	65.6	65.7	64.5	63.2	61.4
Avg. Dist. to Rail [m]	7.5	4.4	3.9	3.7	6.0	6.8
Avg. Stride Freq. [Hz]	2.2	2.4	2.5	2.5	2.5	2.4
Avg. Stride Length [m]	5.1	7.2	7.2	7.2	6.9	6.5



- [] Ranking at each section and finish
- :-:- No data available at this section
- NA No data available

Horse/Jockey Name	JIMMY DA DOZER/Teagan Voorham
Finish Rank	9
Fastest Section Time (Section)	0:08.45 (Overall)
Top Speed [km/h] (Section)	68.0 (Overall)
Race State	Finished



Gawler SA - Professional

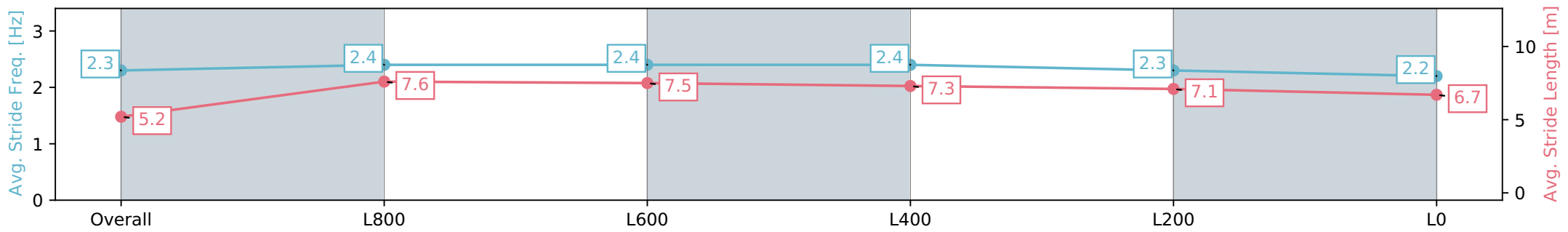
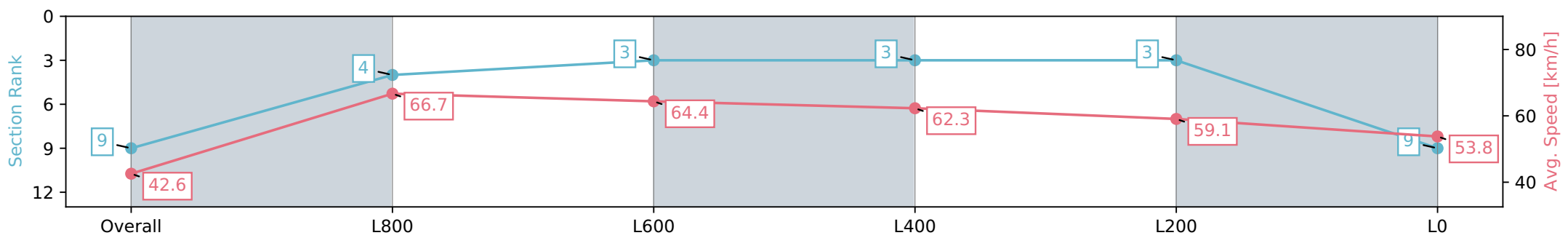
Race 5: Advanced Transport Refrigeration Class One Handicap - 1100m

08 May 2024 - 2:30PM

Track Rating: Soft 5, Weather: Fine, Rail Position: +7m 800m-400m, +6m Remainder



Section	Overall	L800	L600	L400	L200	L0
Section Times	1:07.65 [9] (0:08.45)	0:59.20 [4] (0:10.76)	0:48.44 [3] (0:11.15)	0:37.29 [3] (0:11.61)	0:25.68 [3] (0:12.16)	0:13.52 [9] (0:13.52)
Average Speed [km/h]	42.6	66.7	64.4	62.3	59.1	53.8
Top Speed [km/h]	63.6	68.0	66.7	64.1	62.4	57.4
Avg. Dist. to Rail [m]	3.5	1.5	0.9	0.5	0.4	0.3
Avg. Stride Freq. [Hz]	2.3	2.4	2.4	2.4	2.3	2.2
Avg. Stride Length [m]	5.2	7.6	7.5	7.3	7.1	6.7



[] Ranking at each section and finish
 -:-:- No data available at this section
 NA No data available

Horse/Jockey Name	LAILA'S A GEM/Tala Hutchinson
Finish Rank	10
Fastest Section Time (Section)	0:08.17 (Overall)
Top Speed [km/h] (Section)	67.9 (Overall)
Race State	Finished



Gawler SA - Professional

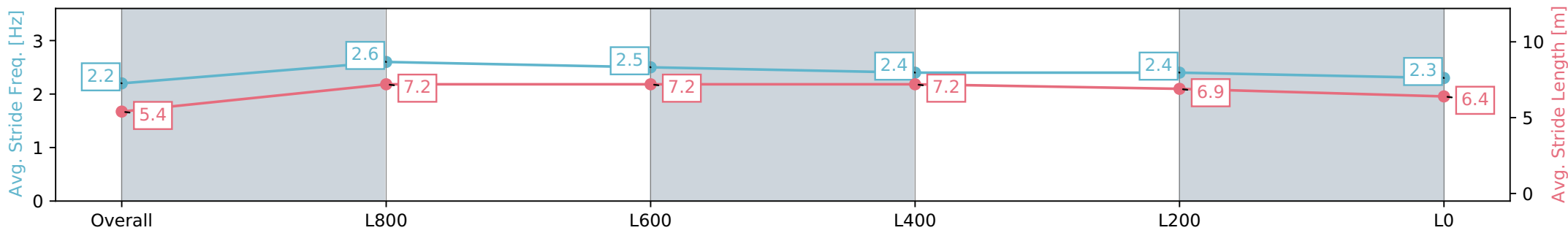
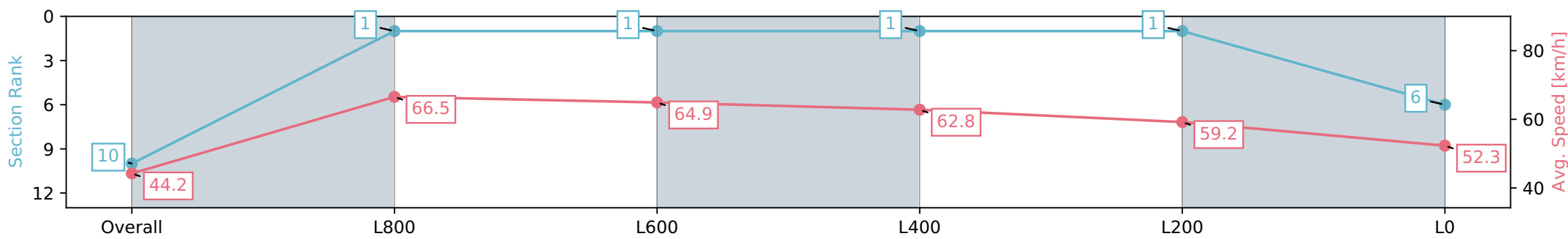
Race 5: Advanced Transport Refrigeration Class One Handicap - 1100m

08 May 2024 - 2:30PM

Track Rating: Soft 5, Weather: Fine, Rail Position: +7m 800m-400m, +6m Remainder



Section	Overall	L800	L600	L400	L200	L0
Section Times	1:07.87 [10] (0:08.17)	0:59.70 [1] (0:10.86)	0:48.84 [1] (0:11.25)	0:37.59 [1] (0:11.56)	0:26.03 [1] (0:12.14)	0:13.89 [6] (0:13.89)
Average Speed [km/h]	44.2	66.5	64.9	62.8	59.2	52.3
Top Speed [km/h]	63.8	67.9	67.1	64.0	62.3	57.2
Avg. Dist. to Rail [m]	5.3	3.0	2.2	1.7	1.2	1.4
Avg. Stride Freq. [Hz]	2.2	2.6	2.5	2.4	2.4	2.3
Avg. Stride Length [m]	5.4	7.2	7.2	7.2	6.9	6.4



[] Ranking at each section and finish
 -:-:- No data available at this section
 NA No data available