



RACING SA

# Gawler SA

Race 4: Jacqui Ion Lawyers Benchmark 56 Handicap - 2132m

08 May 2024 - 1:55PM



Track Rating: Soft 5, Weather: Fine, Rail Position: +7m 800m-400m, +6m Remainder

Section								Overall	L2000	L1800	L1600	L1400	L1200		
Field Times								2:17.65 (0:11.75)	2:05.90 (0:12.10)	1:53.80 (0:12.47)	1:41.33 (0:12.59)	1:28.74 (0:12.60)	1:16.15 (0:12.72)		
Position	#	Horse/Jockey	Barrier	Top Speed [km/h]	Fastest Section	First 400m								Distance Travelled From Winner [m]	
1	1	<b>CHOSEN MISS</b> Tala Hutchinson	10	61.3 1400-1200	0:12.16 1400-1200	0:29.89	2:17.65 (0:12.64)	2:05.01 [9] (0:12.87)	1:52.14 [9] (0:12.98)	1:39.16 [9] (0:12.32)	1:26.84 [8] (0:12.16)	1:14.68 [8] (0:12.61)			
2	6	<b>SESAR</b> Ben Price	4	59.6 800-600	0:12.06 2200-2000	0:29.06	2:17.75 (0:12.06)	2:05.69 [5] (0:12.60)	1:53.09 [5] (0:12.78)	1:40.31 [5] (0:12.61)	1:27.70 [5] (0:12.48)	1:15.22 [6] (0:12.61)	+6		
3	4	<b>KING OF AVALON</b> Todd Pannell	5	59.9 2000-1800	0:11.74 2200-2000	0:28.06	2:18.16 (0:11.74)	2:06.42 [1] (0:12.10)	1:54.32 [1] (0:12.47)	1:41.85 [1] (0:12.59)	1:29.26 [1] (0:12.60)	1:16.66 [1] (0:12.72)	+4		
4	5	<b>DINGABLEDINGA</b> Ivy Lam	12	60.3 800-600	0:11.92 2200-2000	0:28.59	2:18.28 (0:11.92)	2:06.36 [4] (0:12.39)	1:53.97 [4] (0:12.42)	1:41.55 [3] (0:12.56)	1:28.99 [3] (0:12.64)	1:16.35 [3] (0:12.75)	+1		
5	9	<b>WARRANTYTE ROAD</b> Anna Jordsjo	6	60.2 2000-1800	0:11.81 2200-2000	0:28.23	2:18.48 (0:11.81)	2:06.67 [3] (0:12.15)	1:54.52 [2] (0:12.50)	1:42.02 [2] (0:12.56)	1:29.46 [2] (0:12.60)	1:16.86 [2] (0:12.77)	+10		
6	2	<b>TEMBU BOY</b> Emily Finnegan	9	59.6 800-600	0:12.31 600-400	0:29.66	2:18.76 (0:12.35)	2:06.41 [7] (0:12.84)	1:53.57 [8] (0:13.11)	1:40.46 [8] (0:12.51)	1:27.95 [8] (0:12.36)	1:15.59 [9] (0:12.48)	+8		
7	3	<b>STAYING STRONG</b> Dylan Caboche	8	59.6 800-600	0:12.35 2200-2000	0:29.37	2:18.94 (0:12.35)	2:06.59 [8] (0:12.62)	1:53.97 [7] (0:12.78)	1:41.19 [7] (0:12.56)	1:28.63 [7] (0:12.41)	1:16.22 [7] (0:12.57)	+12		
8	8	<b>OUR FORTUNA</b> Rochelle Milnes	13	60.5 2000-1800	0:11.79 2200-2000	0:28.31	2:19.76 (0:11.79)	2:07.97 [2] (0:12.17)	1:55.80 [3] (0:12.81)	1:42.99 [4] (0:12.66)	1:30.33 [4] (0:12.56)	1:17.76 [4] (0:12.80)	+5		
9	7	<b>TRANSZAM</b> Teagan Voorham	7	58.8 1400-1200	0:12.12 2200-2000	0:29.08	2:20.53 (0:12.12)	2:08.41 [6] (0:12.55)	1:55.86 [6] (0:12.89)	1:42.97 [6] (0:12.55)	1:30.42 [6] (0:12.37)	1:18.05 [5] (0:12.57)	+10		

Scratched: Leader's Pride (#10), Mr Coyne (#11), The Chaplain (#12), Bugatti Gold (#13)

- [ ] Position in running at each section and finish    # Saddle cloth number
- :-:- No data available at this section    DNF Did not finish
- NA No data available    DNT Did not track
- █ Background shading for fastest section



RACING SA

# Gawler SA

Race 4: Jacqui Ion Lawyers Benchmark 56 Handicap - 2132m

08 May 2024 - 1:55PM



Track Rating: Soft 5, Weather: Fine, Rail Position: +7m 800m-400m, +6m Remainder

Section													L1000		L800		L600		L400		L200			
Field Times													1:03.42		0:50.70		0:38.18		0:25.64		0:12.82			
													(0:12.72)		(0:12.52)		(0:12.54)		(0:12.82)		(0:12.82)			
Position	#	Horse/Jockey	Barrier	Top Speed [km/h]	Fastest Section	First 400m															Margin	Distance Travelled From Winner [m]		
1	1	<b>CHOSEN MISS</b> Tala Hutchinson	10	61.3 1400-1200	0:12.16 1400-1200	0:29.89	1:02.07 [8]	0:49.60 [8]	0:37.33 [7]	0:25.04 [6]	0:12.39 [5]	2:17.65												
							(0:12.47)	(0:12.27)	(0:12.28)	(0:12.65)	(0:12.39)													
2	6	<b>SESAR</b> Ben Price	4	59.6 800-600	0:12.06 2200-2000	0:29.06	1:02.61 [6]	0:49.97 [6]	0:37.67 [5]	0:25.17 [5]	0:12.68 [3]	0.1L										+6		
							(0:12.64)	(0:12.30)	(0:12.50)	(0:12.49)	(0:12.68)													
3	4	<b>KING OF AVALON</b> Todd Pannell	5	59.9 2000-1800	0:11.74 2200-2000	0:28.06	1:03.94 [1]	0:51.22 [1]	0:38.70 [1]	0:26.05 [2]	0:13.15 [2]	0.41L										+4		
							(0:12.72)	(0:12.52)	(0:12.65)	(0:12.90)	(0:13.15)													
4	5	<b>DINGABLEDINGA</b> Ivy Lam	12	60.3 800-600	0:11.92 2200-2000	0:28.59	1:03.60 [3]	0:50.89 [3]	0:38.67 [3]	0:26.27 [1]	0:13.46 [1]	0.12L										+1		
							(0:12.71)	(0:12.22)	(0:12.40)	(0:12.81)	(0:13.46)													
5	9	<b>WARRANTYTE ROAD</b> Anna Jordsjo	6	60.2 2000-1800	0:11.81 2200-2000	0:28.23	1:04.09 [2]	0:51.35 [2]	0:38.90 [2]	0:26.24 [3]	0:13.25 [4]	0.2L										+10		
							(0:12.74)	(0:12.45)	(0:12.66)	(0:12.99)	(0:13.25)													
6	2	<b>TEMBU BOY</b> Emily Finnegan	9	59.6 800-600	0:12.31 600-400	0:29.66	1:03.11 [9]	0:50.40 [9]	0:38.07 [9]	0:25.76 [8]	0:13.16 [7]	0.28L										+8		
							(0:12.71)	(0:12.33)	(0:12.31)	(0:12.60)	(0:13.16)													
7	3	<b>STAYING STRONG</b> Dylan Caboche	8	59.6 800-600	0:12.35 2200-2000	0:29.37	1:03.64 [7]	0:50.96 [7]	0:38.52 [8]	0:25.90 [9]	0:13.29 [8]	0.18L										+12		
							(0:12.68)	(0:12.44)	(0:12.62)	(0:12.61)	(0:13.28)													
8	8	<b>OUR FORTUNA</b> Rochelle Milnes	13	60.5 2000-1800	0:11.79 2200-2000	0:28.31	1:04.96 [4]	0:52.27 [4]	0:39.90 [4]	0:27.29 [4]	0:14.23 [6]	0.82L										+5		
							(0:12.69)	(0:12.37)	(0:12.61)	(0:13.06)	(0:14.23)													
9	7	<b>TRANSZAM</b> Teagan Voorham	7	58.8 1400-1200	0:12.12 2200-2000	0:29.08	1:05.47 [5]	0:52.80 [5]	0:40.26 [6]	0:27.55 [7]	0:14.21 [9]	0.77L										+10		
							(0:12.67)	(0:12.54)	(0:12.71)	(0:13.34)	(0:14.21)													

Scratched: Leader's Pride (#10), Mr Coyne (#11), The Chaplain (#12), Bugatti Gold (#13)

- [ ] Position in running at each section and finish # Saddle cloth number
- :-:- No data available at this section DNF Did not finish
- NA No data available DNT Did not track
- █ Background shading for fastest section

Horse/Jockey Name	CHOSEN MISS/Tala Hutchinson
Finish Rank	1
Fastest Section Time (Section)	0:12.16 (L1400)
Top Speed [km/h] (Section)	61.3 (L1400)
Race State	Finished



Gawler SA - Professional

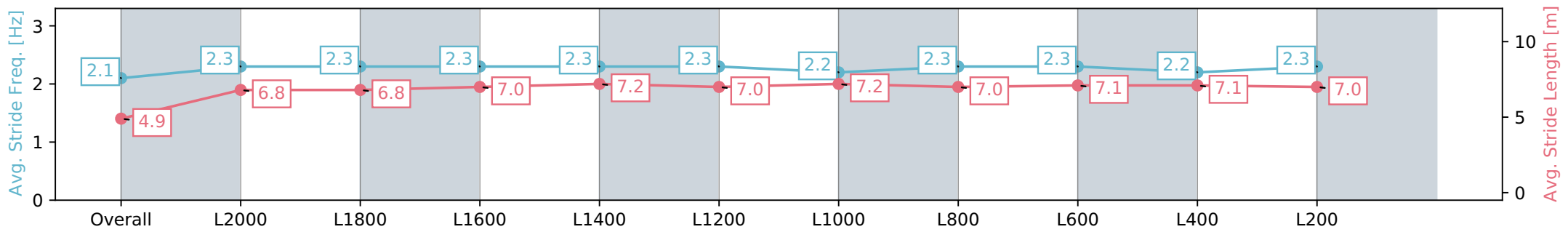
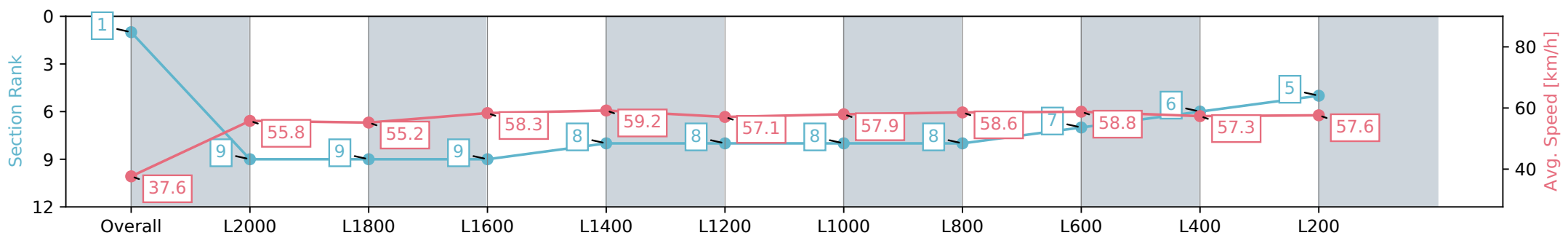
Race 4: Jacqui Ion Lawyers Benchmark 56 Handicap - 2132m

08 May 2024 - 1:55PM

Track Rating: Soft 5, Weather: Fine, Rail Position: +7m 800m-400m, +6m Remainder



Section	Overall	L2000	L1800	L1600	L1400	L1200	L1000	L800	L600	L400	L200
Section Times	2:17.65 [1] (0:12.64)	2:05.01 [9] (0:12.87)	1:52.14 [9] (0:12.98)	1:39.16 [9] (0:12.32)	1:26.84 [8] (0:12.16)	1:14.68 [8] (0:12.61)	1:02.07 [8] (0:12.47)	0:49.60 [8] (0:12.27)	0:37.33 [7] (0:12.28)	0:25.04 [6] (0:12.65)	0:12.39 [5] (0:12.39)
Average Speed [km/h]	37.6	55.8	55.2	58.3	59.2	57.1	57.9	58.6	58.8	57.3	57.6
Top Speed [km/h]	54.1	56.9	56.2	61.2	61.3	58.4	58.7	59.7	60.0	58.9	58.0
Avg. Dist. to Rail [m]	7.8	1.1	0.9	0.5	0.6	0.1	0.4	0.2	1.1	3.9	6.0
Avg. Stride Freq. [Hz]	2.1	2.3	2.3	2.3	2.3	2.3	2.2	2.3	2.3	2.2	2.3
Avg. Stride Length [m]	4.9	6.8	6.8	7.0	7.2	7.0	7.2	7.0	7.1	7.1	7.0



- [ ] Ranking at each section and finish
- :-:- No data available at this section
- NA No data available

Horse/Jockey Name	SESAR/Ben Price
Finish Rank	2
Fastest Section Time (Section)	0:12.06 (Overall)
Top Speed [km/h] (Section)	59.6 (L800)
Race State	Finished



### Gawler SA - Professional

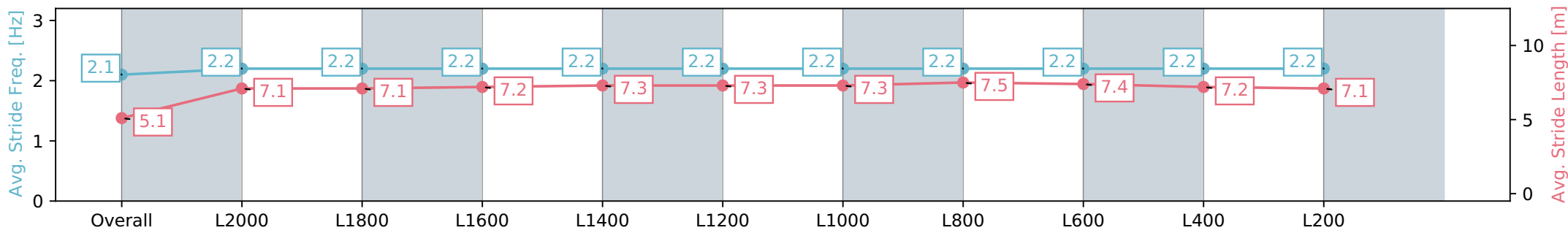
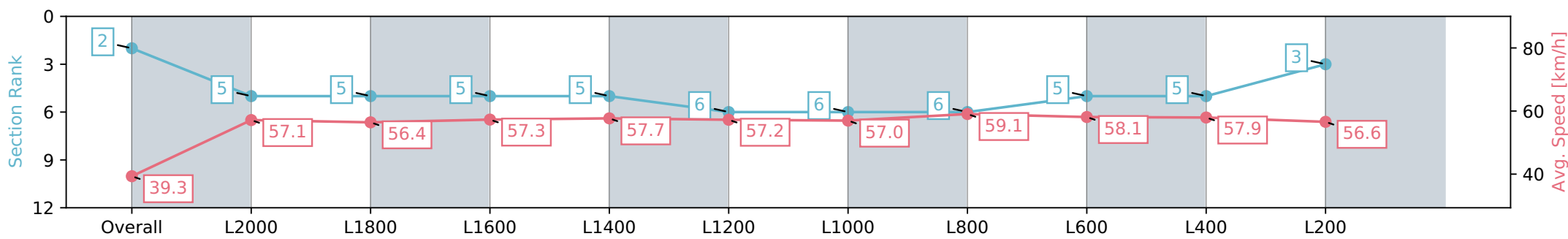
Race 4: Jacqui Ion Lawyers Benchmark 56 Handicap - 2132m

08 May 2024 - 1:55PM

Track Rating: Soft 5, Weather: Fine, Rail Position: +7m 800m-400m, +6m Remainder



Section	Overall	L2000	L1800	L1600	L1400	L1200	L1000	L800	L600	L400	L200
Section Times	2:17.75 [2] (0:12.06)	2:05.69 [5] (0:12.60)	1:53.09 [5] (0:12.78)	1:40.31 [5] (0:12.61)	1:27.70 [5] (0:12.48)	1:15.22 [6] (0:12.61)	1:02.61 [6] (0:12.64)	0:49.97 [6] (0:12.30)	0:37.67 [5] (0:12.50)	0:25.17 [5] (0:12.49)	0:12.68 [3] (0:12.68)
Average Speed [km/h]	39.3	57.1	56.4	57.3	57.7	57.2	57.0	59.1	58.1	57.9	56.6
Top Speed [km/h]	56.4	57.9	57.1	57.7	58.6	58.3	58.2	59.6	58.7	58.7	57.5
Avg. Dist. to Rail [m]	3.0	0.4	0.2	0.4	0.8	0.8	1.3	1.0	2.1	4.3	5.1
Avg. Stride Freq. [Hz]	2.1	2.2	2.2	2.2	2.2	2.2	2.2	2.2	2.2	2.2	2.2
Avg. Stride Length [m]	5.1	7.1	7.1	7.2	7.3	7.3	7.3	7.5	7.4	7.2	7.1



[ ] Ranking at each section and finish  
 -:-:- No data available at this section  
 NA No data available

Horse/Jockey Name	KING OF AVALON/Todd Pannell
Finish Rank	3
Fastest Section Time (Section)	0:11.74 (Overall)
Top Speed [km/h] (Section)	59.9 (L2000)
Race State	Finished



Gawler SA - Professional

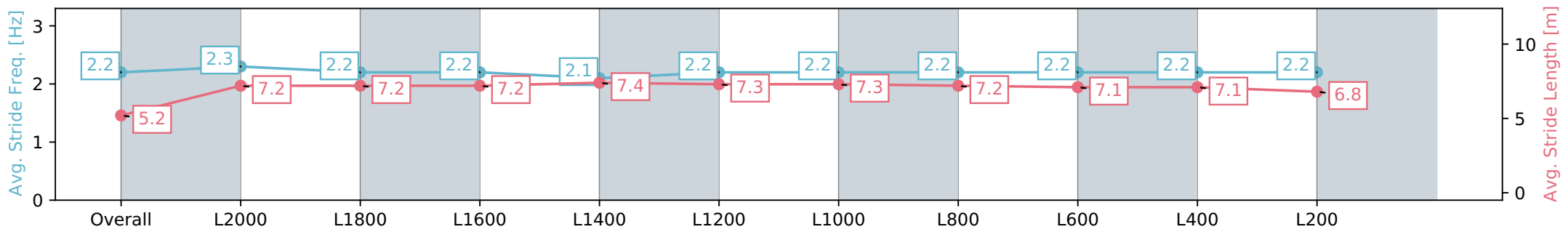
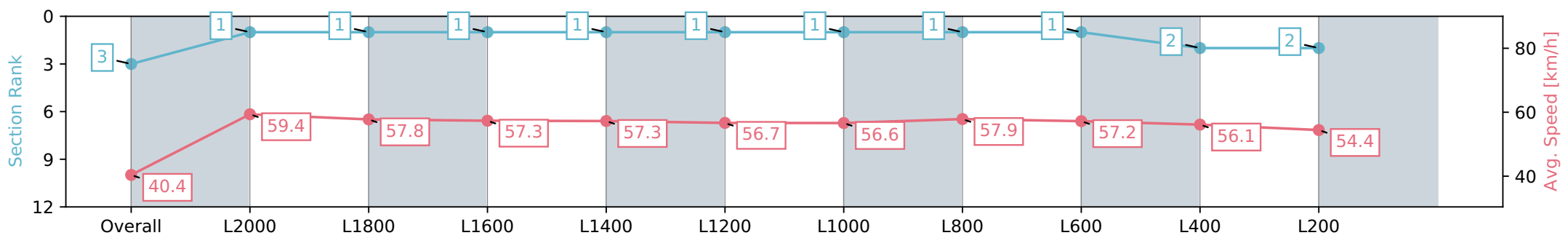
Race 4: Jacqui Ion Lawyers Benchmark 56 Handicap - 2132m

08 May 2024 - 1:55PM

Track Rating: Soft 5, Weather: Fine, Rail Position: +7m 800m-400m, +6m Remainder



Section	Overall	L2000	L1800	L1600	L1400	L1200	L1000	L800	L600	L400	L200
Section Times	2:18.16 [3] (0:11.74)	2:06.42 [1] (0:12.10)	1:54.32 [1] (0:12.47)	1:41.85 [1] (0:12.59)	1:29.26 [1] (0:12.60)	1:16.66 [1] (0:12.72)	1:03.94 [1] (0:12.72)	0:51.22 [1] (0:12.52)	0:38.70 [1] (0:12.65)	0:26.05 [2] (0:12.90)	0:13.15 [2] (0:13.15)
Average Speed [km/h]	40.4	59.4	57.8	57.3	57.3	56.7	56.6	57.9	57.2	56.1	54.4
Top Speed [km/h]	58.7	59.9	58.4	57.8	57.6	57.2	57.8	58.1	57.8	57.3	56.0
Avg. Dist. to Rail [m]	3.8	0.4	0.5	0.6	1.0	0.8	1.3	0.6	1.6	2.5	2.8
Avg. Stride Freq. [Hz]	2.2	2.3	2.2	2.2	2.1	2.2	2.2	2.2	2.2	2.2	2.2
Avg. Stride Length [m]	5.2	7.2	7.2	7.2	7.4	7.3	7.3	7.2	7.1	7.1	6.8



[ ] Ranking at each section and finish  
 -:-:- No data available at this section  
 NA No data available

Horse/Jockey Name	DINGABLEDINGA/Ivy Lam
Finish Rank	4
Fastest Section Time (Section)	0:11.92 (Overall)
Top Speed [km/h] (Section)	60.3 (L800)
Race State	Finished



Gawler SA - Professional

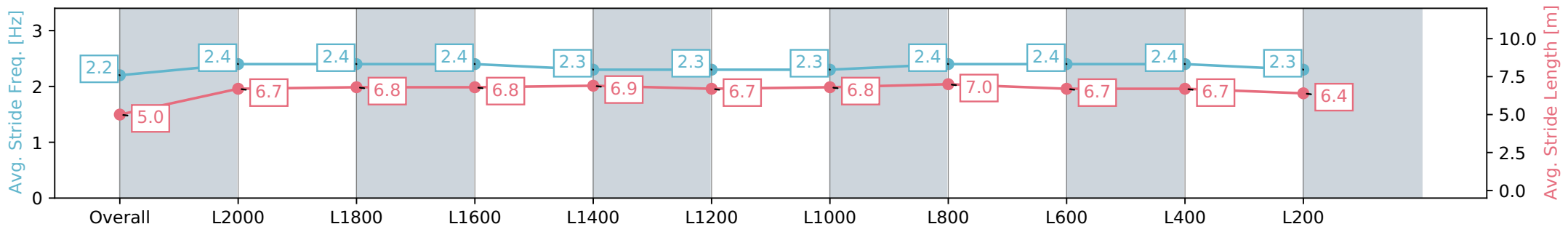
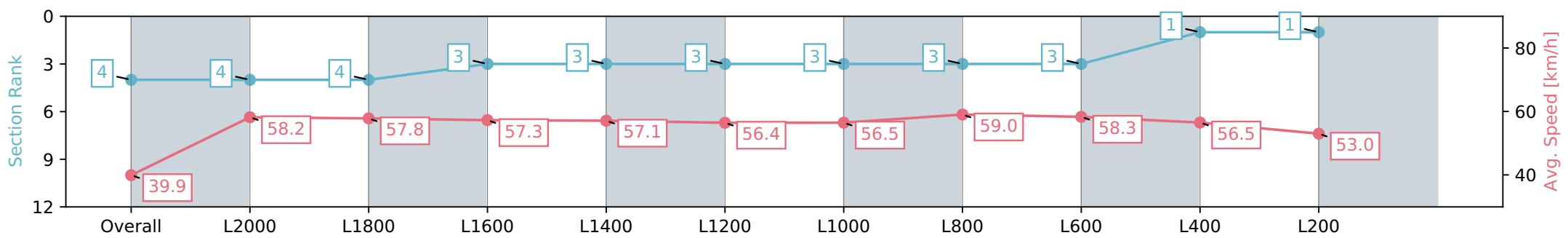
Race 4: Jacqui Ion Lawyers Benchmark 56 Handicap - 2132m

08 May 2024 - 1:55PM

Track Rating: Soft 5, Weather: Fine, Rail Position: +7m 800m-400m, +6m Remainder



Section	Overall	L2000	L1800	L1600	L1400	L1200	L1000	L800	L600	L400	L200
Section Times	2:18.28 [4] (0:11.92)	2:06.36 [4] (0:12.39)	1:53.97 [4] (0:12.42)	1:41.55 [3] (0:12.56)	1:28.99 [3] (0:12.64)	1:16.35 [3] (0:12.75)	1:03.60 [3] (0:12.71)	0:50.89 [3] (0:12.22)	0:38.67 [3] (0:12.40)	0:26.27 [1] (0:12.81)	0:13.46 [1] (0:13.46)
Average Speed [km/h]	39.9	58.2	57.8	57.3	57.1	56.4	56.5	59.0	58.3	56.5	53.0
Top Speed [km/h]	58.9	59.8	58.6	58.4	57.8	57.3	57.7	60.3	59.5	58.9	55.0
Avg. Dist. to Rail [m]	8.8	2.5	0.7	0.4	0.3	0.2	0.1	0.6	1.2	1.3	0.8
Avg. Stride Freq. [Hz]	2.2	2.4	2.4	2.4	2.3	2.3	2.3	2.4	2.4	2.4	2.3
Avg. Stride Length [m]	5.0	6.7	6.8	6.8	6.9	6.7	6.8	7.0	6.7	6.7	6.4



- [ ] Ranking at each section and finish
- :-:- No data available at this section
- NA No data available

Horse/Jockey Name	WARRANDYTE ROAD/Anna Jordsjo
Finish Rank	5
Fastest Section Time (Section)	0:11.81 (Overall)
Top Speed [km/h] (Section)	60.2 (L2000)
Race State	Finished



Gawler SA - Professional

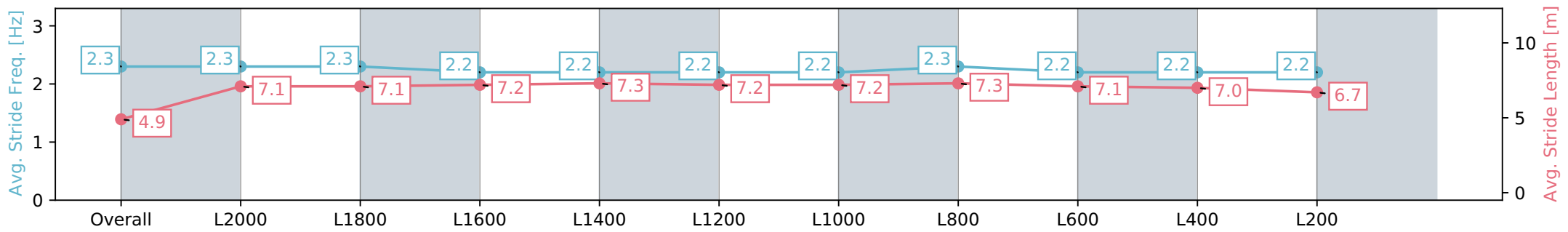
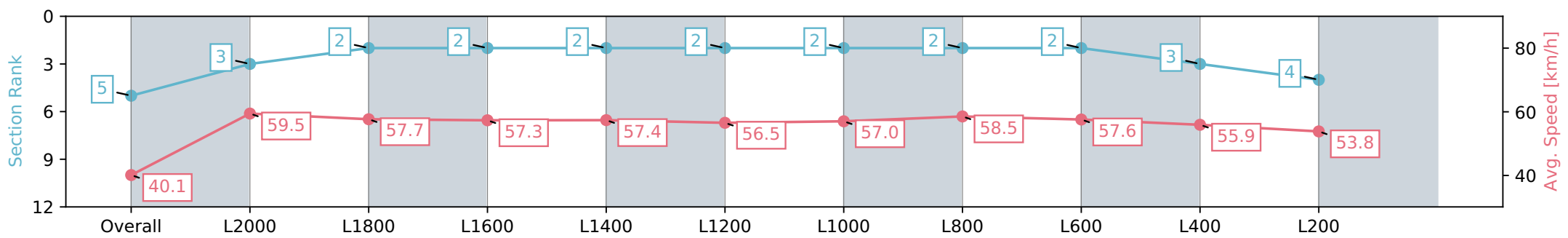
Race 4: Jacqui Ion Lawyers Benchmark 56 Handicap - 2132m

08 May 2024 - 1:55PM

Track Rating: Soft 5, Weather: Fine, Rail Position: +7m 800m-400m, +6m Remainder



Section	Overall	L2000	L1800	L1600	L1400	L1200	L1000	L800	L600	L400	L200
Section Times	2:18.48 [5] (0:11.81)	2:06.67 [3] (0:12.15)	1:54.52 [2] (0:12.50)	1:42.02 [2] (0:12.56)	1:29.46 [2] (0:12.60)	1:16.86 [2] (0:12.77)	1:04.09 [2] (0:12.74)	0:51.35 [2] (0:12.45)	0:38.90 [2] (0:12.66)	0:26.24 [3] (0:12.99)	0:13.25 [4] (0:13.25)
Average Speed [km/h]	40.1	59.5	57.7	57.3	57.4	56.5	57.0	58.5	57.6	55.9	53.8
Top Speed [km/h]	58.6	60.2	58.5	57.7	57.6	57.4	58.2	59.4	58.5	57.0	55.2
Avg. Dist. to Rail [m]	5.3	1.2	0.2	0.9	2.0	2.1	2.4	2.4	3.4	4.1	4.8
Avg. Stride Freq. [Hz]	2.3	2.3	2.3	2.2	2.2	2.2	2.2	2.3	2.2	2.2	2.2
Avg. Stride Length [m]	4.9	7.1	7.1	7.2	7.3	7.2	7.2	7.3	7.1	7.0	6.7



[ ] Ranking at each section and finish  
 -:-:- No data available at this section  
 NA No data available

Horse/Jockey Name	TEMBU BOY/Emily Finnegan
Finish Rank	6
Fastest Section Time (Section)	0:12.31 (L600)
Top Speed [km/h] (Section)	59.6 (L800)
Race State	Finished



Gawler SA - Professional

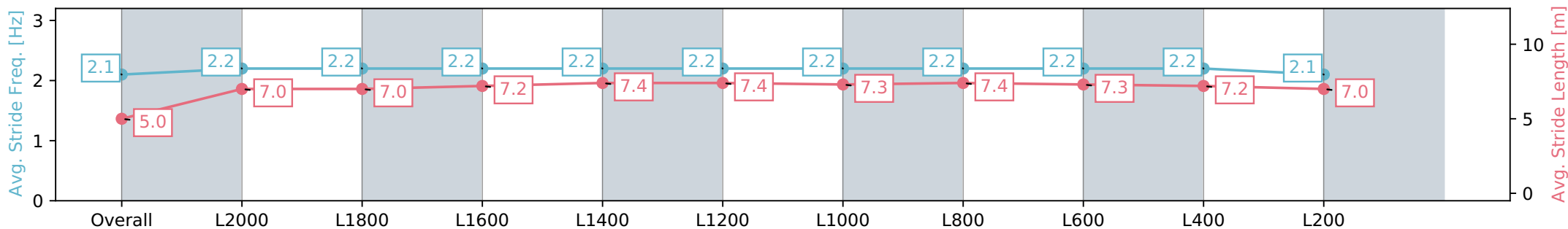
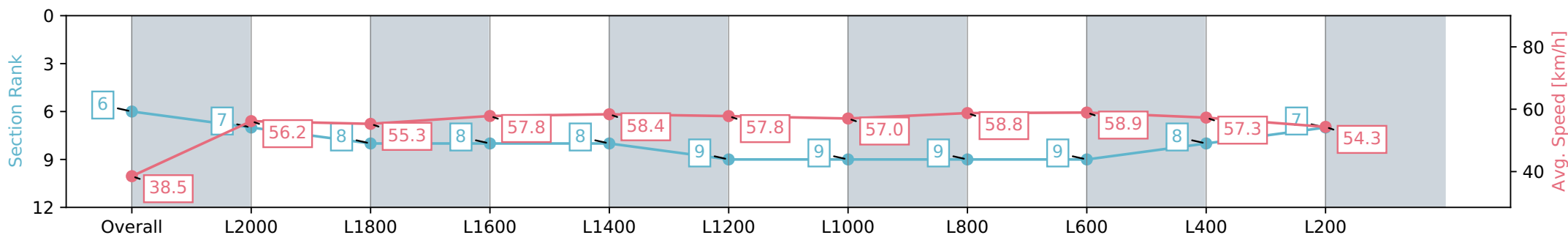
Race 4: Jacqui Ion Lawyers Benchmark 56 Handicap - 2132m

08 May 2024 - 1:55PM

Track Rating: Soft 5, Weather: Fine, Rail Position: +7m 800m-400m, +6m Remainder



Section	Overall	L2000	L1800	L1600	L1400	L1200	L1000	L800	L600	L400	L200
Section Times	2:18.76 [6] (0:12.35)	2:06.41 [7] (0:12.84)	1:53.57 [8] (0:13.11)	1:40.46 [8] (0:12.51)	1:27.95 [8] (0:12.36)	1:15.59 [9] (0:12.48)	1:03.11 [9] (0:12.71)	0:50.40 [9] (0:12.33)	0:38.07 [9] (0:12.31)	0:25.76 [8] (0:12.60)	0:13.16 [7] (0:13.16)
Average Speed [km/h]	38.5	56.2	55.3	57.8	58.4	57.8	57.0	58.8	58.9	57.3	54.3
Top Speed [km/h]	55.8	56.9	56.4	59.6	59.6	58.5	58.6	59.6	59.0	58.3	56.5
Avg. Dist. to Rail [m]	6.9	2.7	1.2	1.0	1.4	1.5	2.2	1.6	0.9	2.5	5.7
Avg. Stride Freq. [Hz]	2.1	2.2	2.2	2.2	2.2	2.2	2.2	2.2	2.2	2.2	2.1
Avg. Stride Length [m]	5.0	7.0	7.0	7.2	7.4	7.4	7.3	7.4	7.3	7.2	7.0



- [ ] Ranking at each section and finish
- :-:- No data available at this section
- NA No data available



Horse/Jockey Name	STAYING STRONG/Dylan Caboche
Finish Rank	7
Fastest Section Time (Section)	0:12.35 (Overall)
Top Speed [km/h] (Section)	59.6 (L800)
Race State	Finished



Gawler SA - Professional

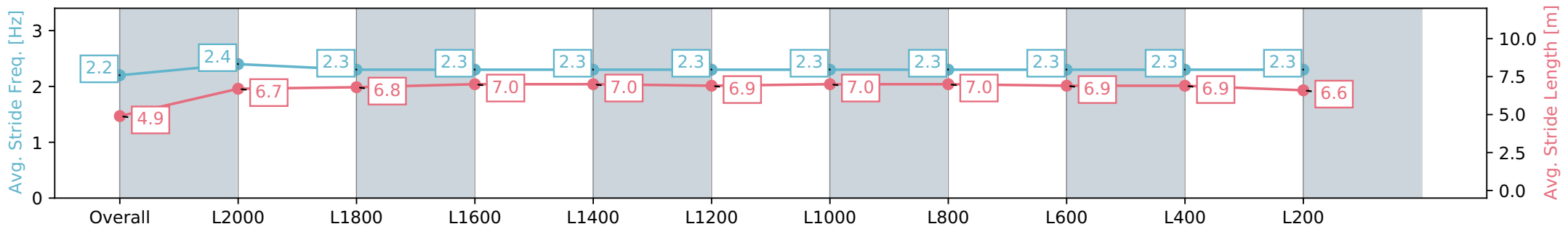
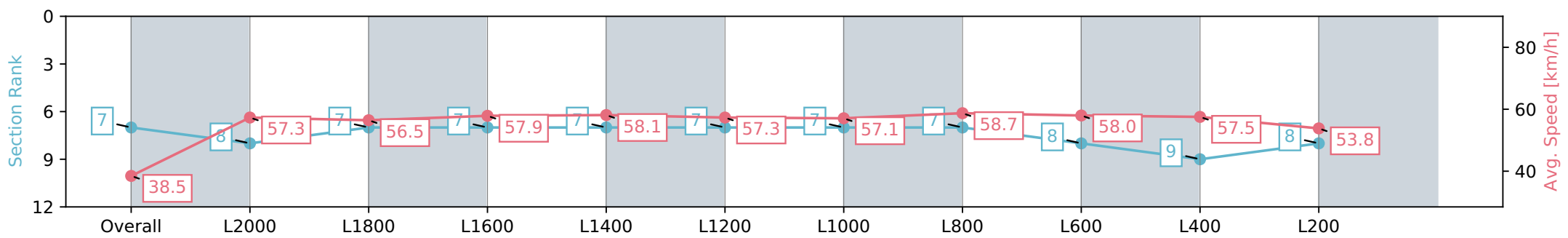
Race 4: Jacqui Ion Lawyers Benchmark 56 Handicap - 2132m

08 May 2024 - 1:55PM

Track Rating: Soft 5, Weather: Fine, Rail Position: +7m 800m-400m, +6m Remainder



Section	Overall	L2000	L1800	L1600	L1400	L1200	L1000	L800	L600	L400	L200
Section Times	2:18.94 [7] (0:12.35)	2:06.59 [8] (0:12.62)	1:53.97 [7] (0:12.78)	1:41.19 [7] (0:12.56)	1:28.63 [7] (0:12.41)	1:16.22 [7] (0:12.57)	1:03.64 [7] (0:12.68)	0:50.96 [7] (0:12.44)	0:38.52 [8] (0:12.62)	0:25.90 [9] (0:12.61)	0:13.29 [8] (0:13.28)
Average Speed [km/h]	38.5	57.3	56.5	57.9	58.1	57.3	57.1	58.7	58.0	57.5	53.8
Top Speed [km/h]	56.9	58.4	57.2	58.5	58.6	58.6	58.1	59.6	58.5	58.6	56.0
Avg. Dist. to Rail [m]	5.6	1.3	1.1	1.3	1.5	1.8	2.3	2.6	3.2	4.6	6.7
Avg. Stride Freq. [Hz]	2.2	2.4	2.3	2.3	2.3	2.3	2.3	2.3	2.3	2.3	2.3
Avg. Stride Length [m]	4.9	6.7	6.8	7.0	7.0	6.9	7.0	7.0	6.9	6.9	6.6



- [ ] Ranking at each section and finish
- :-:- No data available at this section
- NA No data available

Horse/Jockey Name	OUR FORTUNA/Rochelle Milnes
Finish Rank	8
Fastest Section Time (Section)	0:11.79 (Overall)
Top Speed [km/h] (Section)	60.5 (L2000)
Race State	Finished



Gawler SA - Professional

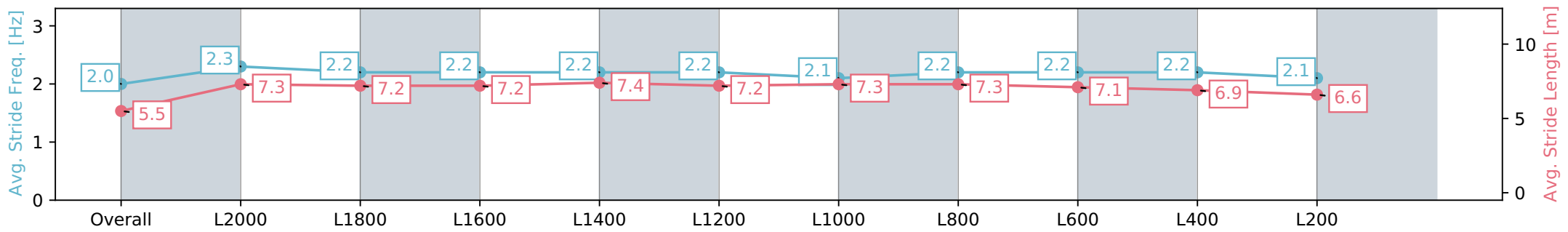
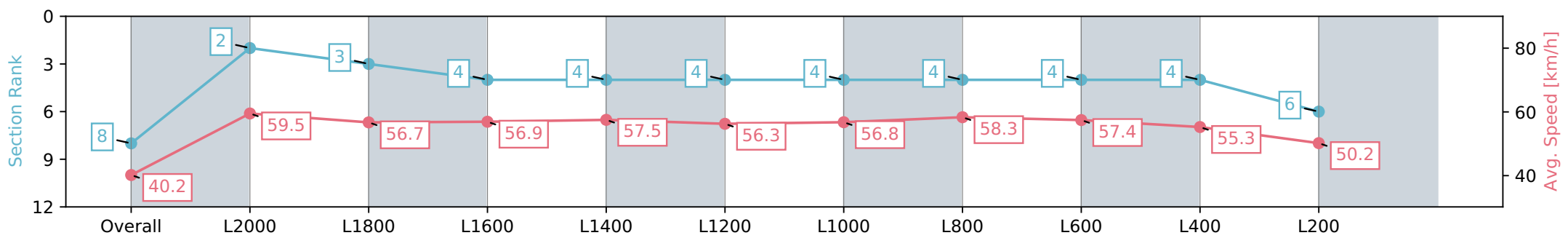
Race 4: Jacqui Ion Lawyers Benchmark 56 Handicap - 2132m

08 May 2024 - 1:55PM

Track Rating: Soft 5, Weather: Fine, Rail Position: +7m 800m-400m, +6m Remainder



Section	Overall	L2000	L1800	L1600	L1400	L1200	L1000	L800	L600	L400	L200
Section Times	2:19.76 [8] (0:11.79)	2:07.97 [2] (0:12.17)	1:55.80 [3] (0:12.81)	1:42.99 [4] (0:12.66)	1:30.33 [4] (0:12.56)	1:17.76 [4] (0:12.80)	1:04.96 [4] (0:12.69)	0:52.27 [4] (0:12.37)	0:39.90 [4] (0:12.61)	0:27.29 [4] (0:13.06)	0:14.23 [6] (0:14.23)
Average Speed [km/h]	40.2	59.5	56.7	56.9	57.5	56.3	56.8	58.3	57.4	55.3	50.2
Top Speed [km/h]	58.0	60.5	58.1	58.0	58.2	57.0	59.1	59.1	59.1	57.7	53.0
Avg. Dist. to Rail [m]	9.3	4.0	1.6	0.5	1.1	1.1	0.8	0.7	0.9	1.7	2.1
Avg. Stride Freq. [Hz]	2.0	2.3	2.2	2.2	2.2	2.2	2.1	2.2	2.2	2.2	2.1
Avg. Stride Length [m]	5.5	7.3	7.2	7.2	7.4	7.2	7.3	7.3	7.1	6.9	6.6



- [ ] Ranking at each section and finish
- :-:- No data available at this section
- NA No data available

Horse/Jockey Name	TRANSZAM/Teagan Voorham
Finish Rank	9
Fastest Section Time (Section)	0:12.12 (Overall)
Top Speed [km/h] (Section)	58.8 (L1400)
Race State	Finished



### Gawler SA - Professional

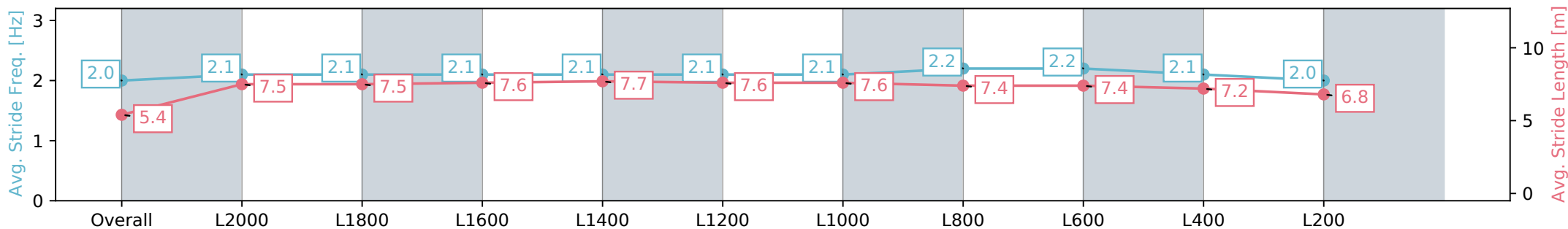
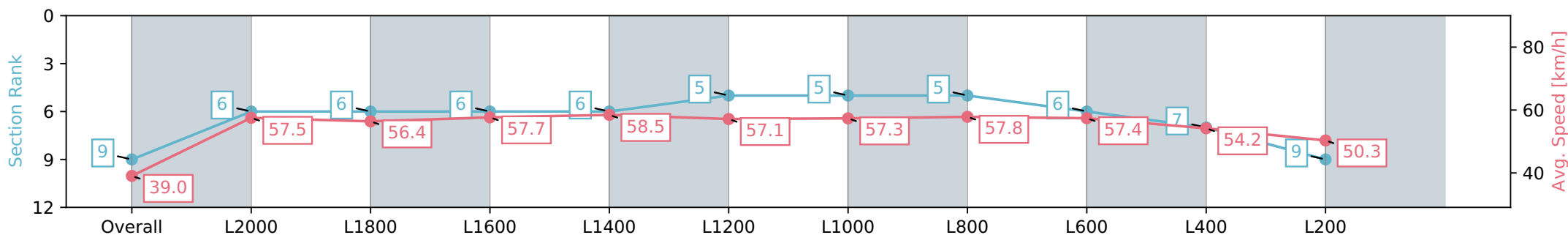
Race 4: Jacqui Ion Lawyers Benchmark 56 Handicap - 2132m

08 May 2024 - 1:55PM

Track Rating: Soft 5, Weather: Fine, Rail Position: +7m 800m-400m, +6m Remainder



Section	Overall	L2000	L1800	L1600	L1400	L1200	L1000	L800	L600	L400	L200
Section Times	2:20.53 [9] (0:12.12)	2:08.41 [6] (0:12.55)	1:55.86 [6] (0:12.89)	1:42.97 [6] (0:12.55)	1:30.42 [6] (0:12.37)	1:18.05 [5] (0:12.57)	1:05.47 [5] (0:12.67)	0:52.80 [5] (0:12.54)	0:40.26 [6] (0:12.71)	0:27.55 [7] (0:13.34)	0:14.21 [9] (0:14.21)
Average Speed [km/h]	39.0	57.5	56.4	57.7	58.5	57.1	57.3	57.8	57.4	54.2	50.3
Top Speed [km/h]	57.2	58.1	57.2	58.6	58.8	58.4	58.3	58.5	57.9	56.3	53.1
Avg. Dist. to Rail [m]	5.7	1.6	1.4	1.2	1.0	1.3	2.2	1.9	2.5	3.5	5.2
Avg. Stride Freq. [Hz]	2.0	2.1	2.1	2.1	2.1	2.1	2.1	2.2	2.2	2.1	2.0
Avg. Stride Length [m]	5.4	7.5	7.5	7.6	7.7	7.6	7.6	7.4	7.4	7.2	6.8



Report Created: Wed 08 May 2024 15:41:11 GMT+10 (Note: Timing is based on positional data)

- [ ] Ranking at each section and finish
- :-:- No data available at this section
- NA No data available