



RACING SA

Gawler SA

Race 7: Sportsbet Get on Now Benchmark 56 Handicap - 1200m

25 April 2024 - 4:14PM



Track Rating: Soft 5, Weather: Overcast, Rail Position: +4m Entire, Sectional 608m

Section													Overall	L1000	L800	L600	L400	L200		
Field Times													1:13.11	0:59.26	0:48.14	0:36.43	0:24.79	0:12.82		
													(0:13.85)	(0:11.12)	(0:11.71)	(0:11.64)	(0:11.97)	(0:12.82)		
Position	#	Horse/Jockey	Barrier	Top Speed [km/h]	Fastest Section	First 400m							Margin	Distance Travelled From Winner [m]						
1	8	LITTLE RICH BOY	8	66.3	0:11.12	0:25.02	1:13.11	0:59.21 [2]	0:48.09 [2]	0:36.43 [2]	0:24.80 [1]	0:12.82 [1]	1:13.11							
		Jessica Eaton		1200-1000	1000-800		(0:13.90)	(0:11.12)	(0:11.66)	(0:11.63)	(0:11.98)	(0:12.82)								
2	4	DERBY DOWNS	6	66.6	0:11.10	0:25.23	1:13.87	0:59.74 [4]	0:48.64 [3]	0:36.95 [3]	0:25.07 [4]	0:12.98 [5]	0.76L	+10						
		Kayla Crowther		1200-1000	1000-800		(0:14.13)	(0:11.10)	(0:11.69)	(0:11.88)	(0:12.09)	(0:12.98)								
3	2	TAN TAT BEAU	2	66.7	0:11.02	0:25.49	1:13.99	0:59.52 [10]	0:48.50 [6]	0:36.91 [5]	0:25.17 [5]	0:13.18 [4]	0.12L	+5						
		Caitlin Tootell		1200-1000	1000-800		(0:14.47)	(0:11.02)	(0:11.59)	(0:11.74)	(0:11.99)	(0:13.18)								
4	12	CHEF DE MISSION	4	65.6	0:11.30	0:25.41	1:14.02	0:59.91 [3]	0:48.61 [4]	0:36.95 [4]	0:25.22 [3]	0:13.22 [3]	0.03L	-5						
		Tala Hutchinson		1200-1000	1000-800		(0:14.11)	(0:11.30)	(0:11.66)	(0:11.73)	(0:12.00)	(0:13.22)								
5	10	LADY HOUDINI	11	66.4	0:11.12	0:24.97	1:14.02	1:00.17 [1]	0:49.05 [1]	0:37.34 [1]	0:25.57 [2]	0:13.53 [2]	0.0L	+7						
		Caitlin Jones		1200-1000	1000-800		(0:13.85)	(0:11.12)	(0:11.71)	(0:11.77)	(0:12.04)	(0:13.53)								
6	1	IMPORTANT PRODUCT	12	65.3	0:11.28	0:25.62	1:14.26	0:59.92 [7]	0:48.64 [8]	0:37.01 [7]	0:25.23 [7]	0:13.13 [7]	0.24L	+9						
		Shayne Cahill		1200-1000	1000-800		(0:14.34)	(0:11.28)	(0:11.63)	(0:11.78)	(0:12.10)	(0:13.13)								
7	13	SPELMAN	1	65.1	0:11.31	0:25.50	1:14.27	1:00.08 [5]	0:48.77 [7]	0:36.99 [8]	0:25.27 [6]	0:13.16 [6]	0.01L	+10						
		Alana Livesey		1200-1000	1000-800		(0:14.19)	(0:11.31)	(0:11.78)	(0:11.72)	(0:12.11)	(0:13.16)								
8	3	SPITFIRE SUN	13	63.3	0:11.55	0:26.21	1:14.56	0:59.90 [11]	0:48.35 [11]	0:36.52 [11]	0:24.64 [11]	0:12.68 [11]	0.29L	+5						
		Felicity Atkinson		1200-1000	1000-800		(0:14.66)	(0:11.55)	(0:11.83)	(0:11.88)	(0:11.96)	(0:12.68)								
9	6	MORTGAGE MAN	7	64.4	0:11.33	0:25.79	1:14.68	1:00.22 [9]	0:48.89 [10]	0:37.08 [10]	0:24.88 [10]	0:12.88 [9]	0.12L	+8						
		Jason Holder		1200-1000	1000-800		(0:14.46)	(0:11.33)	(0:11.81)	(0:12.20)	(0:12.00)	(0:12.88)								
10	15	OBELOS	3	65.0	0:11.26	0:25.71	1:14.96	1:00.51 [8]	0:49.25 [9]	0:37.45 [9]	0:25.80 [8]	0:13.66 [8]	0.28L	+6						
		Sairyn Fawke		1200-1000	1000-800		(0:14.45)	(0:11.26)	(0:11.80)	(0:11.65)	(0:12.14)	(0:13.66)								

Scratched: Hollandaise (#7), Amelia Valentina (#9), Aikhal (#11), Crown Moshe (#14)

- [] Position in running at each section and finish
- # Saddle cloth number
- :-:- No data available at this section
- DNF Did not finish
- NA No data available
- DNT Did not track
- █ Background shading for fastest section



RACING SA

Gawler SA

Race 7: Sportsbet Get on Now Benchmark 56 Handicap - 1200m

25 April 2024 - 4:14PM



Track Rating: Soft 5, Weather: Overcast, Rail Position: +4m Entire, Sectional 608m

Section	Overall	L1000	L800	L600	L400	L200
Field Times	1:13.11	0:59.26	0:48.14	0:36.43	0:24.79	0:12.82
	(0:13.85)	(0:11.12)	(0:11.71)	(0:11.64)	(0:11.97)	(0:12.82)

Position	#	Horse/Jockey	Barrier	Top Speed [km/h]	Fastest Section	First 400m	Overall	L1000	L800	L600	L400	L200	Margin	Distance Travelled From Winner [m]
11	5	THEBIGSOSSO	5	65.5	0:11.24	0:25.44	1:16.62	1:02.42 [6]	0:51.18 [5]	0:39.42 [6]	0:27.43 [9]	0:14.77 [10]	1.66L	+8
		Lachlan Neindorf		1200-1000	1000-800		(0:14.20)	(0:11.24)	(0:11.76)	(0:11.99)	(0:12.66)	(0:14.77)		

Scratched: Hollandaise (#7), Amelia Valentina (#9), Aikhal (#11), Crown Moshe (#14)

- [] Position in running at each section and finish
- # Saddle cloth number
- :-:- No data available at this section
- DNF Did not finish
- NA No data available
- DNT Did not track
- █ Background shading for fastest section

Horse/Jockey Name	LITTLE RICH BOY/Jessica Eaton
Finish Rank	1
Fastest Section Time (Section)	0:11.12 (L1000)
Top Speed [km/h] (Section)	66.3 (Overall)
Race State	Finished



Gawler SA - Professional

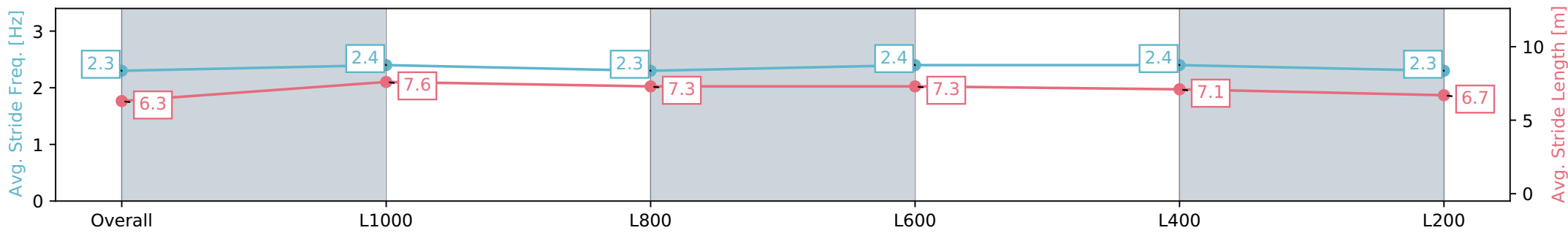
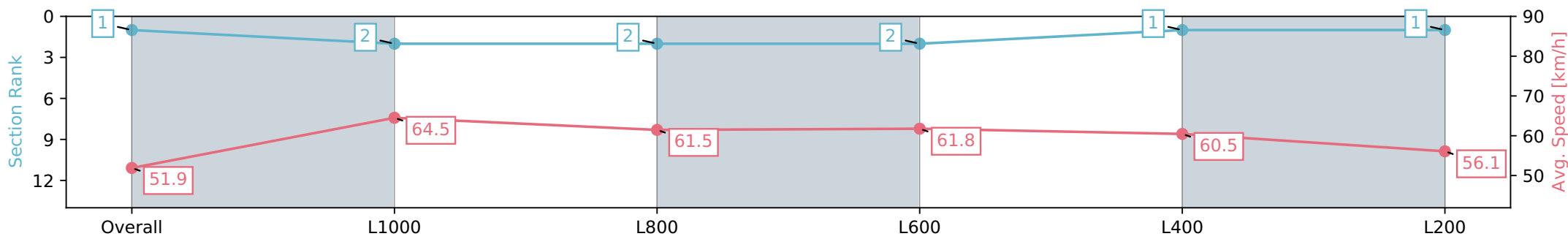
Race 7: Sportsbet Get on Now Benchmark 56 Handicap - 1200m

25 April 2024 - 4:14PM

Track Rating: Soft 5, Weather: Overcast, Rail Position: +4m Entire, Sectional 608m



Section	Overall	L1000	L800	L600	L400	L200
Section Times	1:13.11 [1] (0:13.90)	0:59.21 [2] (0:11.12)	0:48.09 [2] (0:11.66)	0:36.43 [2] (0:11.63)	0:24.80 [1] (0:11.98)	0:12.82 [1] (0:12.82)
Average Speed [km/h]	51.9	64.5	61.5	61.8	60.5	56.1
Top Speed [km/h]	64.9	66.3	62.7	63.7	62.2	58.3
Avg. Dist. to Rail [m]	5.6	0.7	1.0	0.4	2.7	4.5
Avg. Stride Freq. [Hz]	2.3	2.4	2.3	2.4	2.4	2.3
Avg. Stride Length [m]	6.3	7.6	7.3	7.3	7.1	6.7



[] Ranking at each section and finish
 -:-:- No data available at this section
 NA No data available

Horse/Jockey Name	DERBY DOWNS/Kayla Crowther
Finish Rank	2
Fastest Section Time (Section)	0:11.10 (L1000)
Top Speed [km/h] (Section)	66.6 (Overall)
Race State	Finished



Gawler SA - Professional

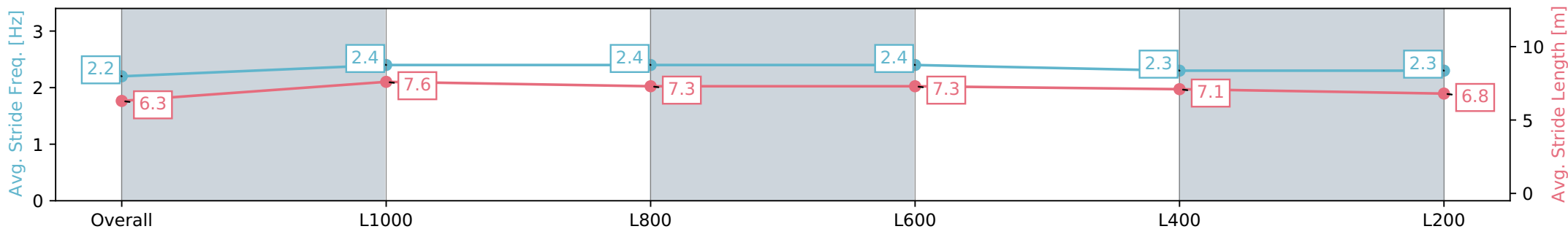
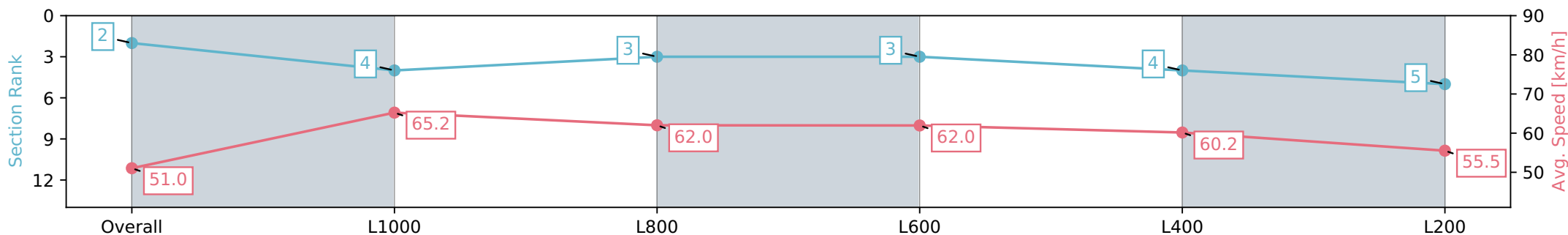
Race 7: Sportsbet Get on Now Benchmark 56 Handicap - 1200m

25 April 2024 - 4:14PM

Track Rating: Soft 5, Weather: Overcast, Rail Position: +4m Entire, Sectional 608m



Section	Overall	L1000	L800	L600	L400	L200
Section Times	1:13.87 [2] (0:14.13)	0:59.74 [4] (0:11.10)	0:48.64 [3] (0:11.69)	0:36.95 [3] (0:11.88)	0:25.07 [4] (0:12.09)	0:12.98 [5] (0:12.98)
Average Speed [km/h]	51.0	65.2	62.0	62.0	60.2	55.5
Top Speed [km/h]	63.6	66.6	64.0	62.8	62.2	58.3
Avg. Dist. to Rail [m]	4.0	1.9	1.5	4.2	7.0	8.4
Avg. Stride Freq. [Hz]	2.2	2.4	2.4	2.4	2.3	2.3
Avg. Stride Length [m]	6.3	7.6	7.3	7.3	7.1	6.8



- [] Ranking at each section and finish
- :-:- No data available at this section
- NA No data available

Horse/Jockey Name	TAN TAT BEAU/Caitlin Tootell
Finish Rank	3
Fastest Section Time (Section)	0:11.02 (L1000)
Top Speed [km/h] (Section)	66.7 (Overall)
Race State	Finished



Gawler SA - Professional

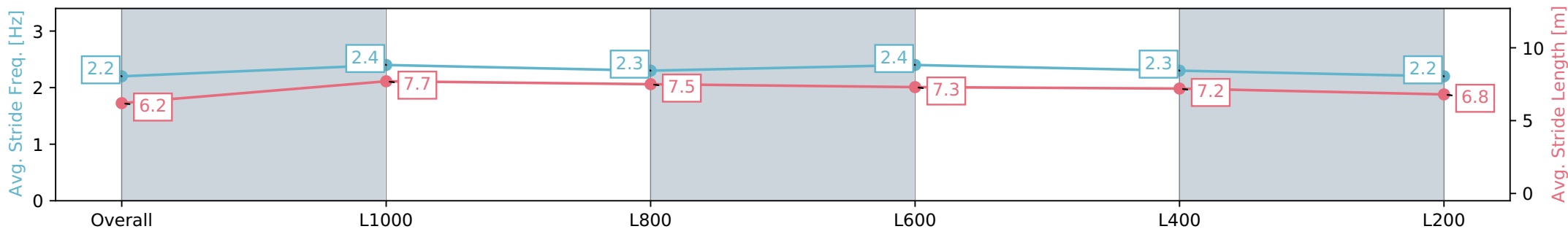
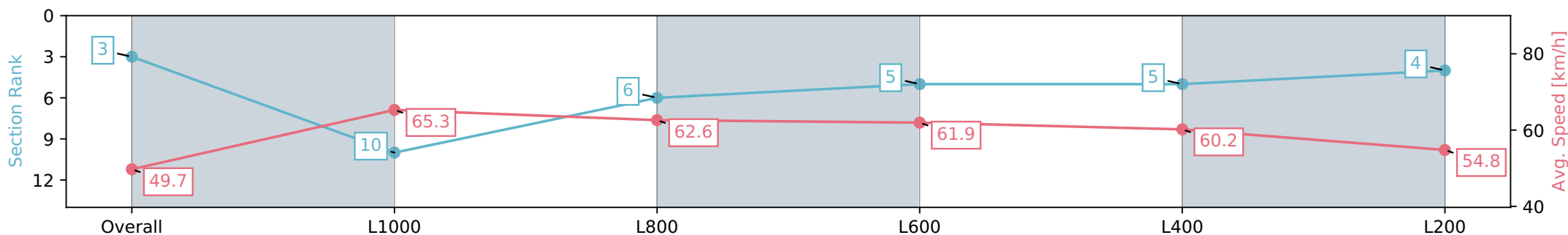
Race 7: Sportsbet Get on Now Benchmark 56 Handicap - 1200m

25 April 2024 - 4:14PM

Track Rating: Soft 5, Weather: Overcast, Rail Position: +4m Entire, Sectional 608m



Section	Overall	L1000	L800	L600	L400	L200
Section Times	1:13.99 [3] (0:14.47)	0:59.52 [10] (0:11.02)	0:48.50 [6] (0:11.59)	0:36.91 [5] (0:11.74)	0:25.17 [5] (0:11.99)	0:13.18 [4] (0:13.18)
Average Speed [km/h]	49.7	65.3	62.6	61.9	60.2	54.8
Top Speed [km/h]	64.7	66.7	63.1	63.0	62.0	56.8
Avg. Dist. to Rail [m]	1.5	0.3	1.0	2.0	3.1	3.6
Avg. Stride Freq. [Hz]	2.2	2.4	2.3	2.4	2.3	2.2
Avg. Stride Length [m]	6.2	7.7	7.5	7.3	7.2	6.8



- [] Ranking at each section and finish
- :-:- No data available at this section
- NA No data available

Horse/Jockey Name	CHEF DE MISSION/Tala Hutchinson
Finish Rank	4
Fastest Section Time (Section)	0:11.30 (L1000)
Top Speed [km/h] (Section)	65.6 (Overall)
Race State	Finished



Gawler SA - Professional

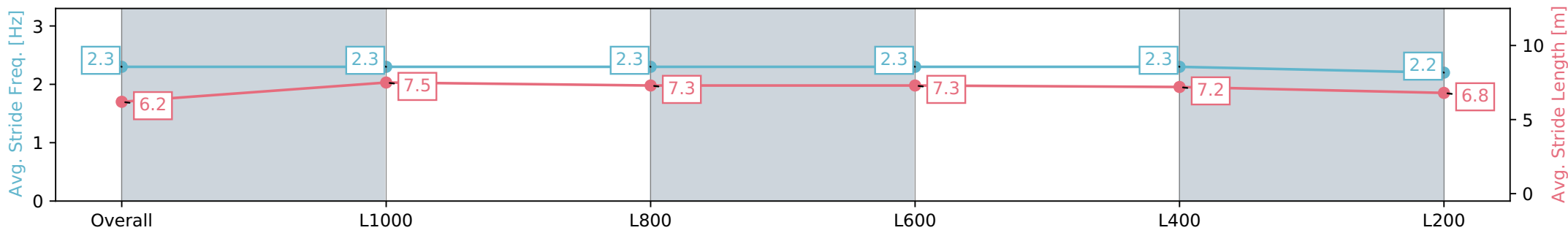
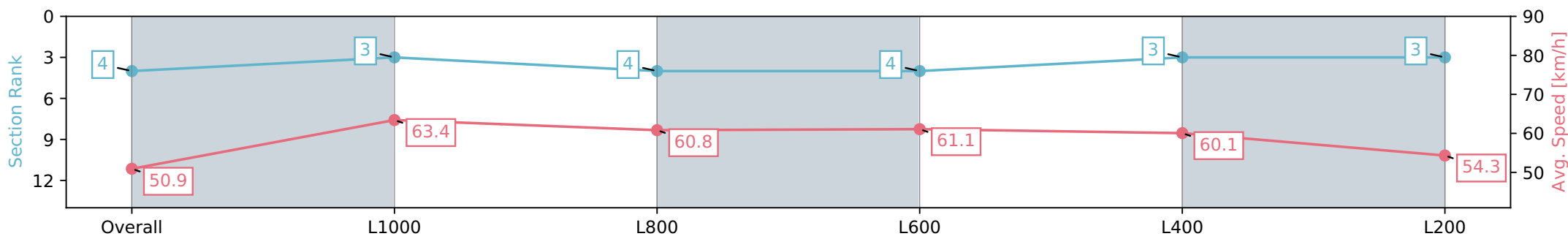
Race 7: Sportsbet Get on Now Benchmark 56 Handicap - 1200m

25 April 2024 - 4:14PM

Track Rating: Soft 5, Weather: Overcast, Rail Position: +4m Entire, Sectional 608m



Section	Overall	L1000	L800	L600	L400	L200
Section Times	1:14.02 [4] (0:14.11)	0:59.91 [3] (0:11.30)	0:48.61 [4] (0:11.66)	0:36.95 [4] (0:11.73)	0:25.22 [3] (0:12.00)	0:13.22 [3] (0:13.22)
Average Speed [km/h]	50.9	63.4	60.8	61.1	60.1	54.3
Top Speed [km/h]	65.6	65.5	63.0	63.0	62.7	57.8
Avg. Dist. to Rail [m]	2.2	1.3	2.2	1.7	0.9	1.6
Avg. Stride Freq. [Hz]	2.3	2.3	2.3	2.3	2.3	2.2
Avg. Stride Length [m]	6.2	7.5	7.3	7.3	7.2	6.8



[] Ranking at each section and finish
 -:-:- No data available at this section
 NA No data available

Horse/Jockey Name	LADY HOUDINI/Caitlin Jones
Finish Rank	5
Fastest Section Time (Section)	0:11.12 (L1000)
Top Speed [km/h] (Section)	66.4 (Overall)
Race State	Finished



Gawler SA - Professional

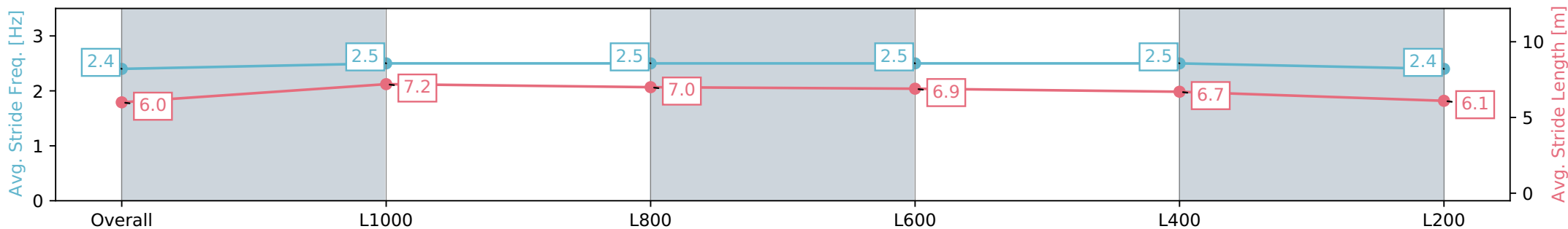
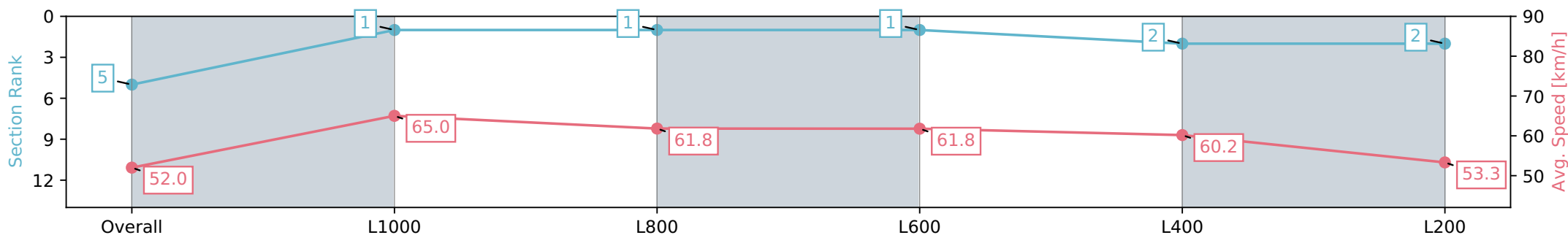
Race 7: Sportsbet Get on Now Benchmark 56 Handicap - 1200m

25 April 2024 - 4:14PM

Track Rating: Soft 5, Weather: Overcast, Rail Position: +4m Entire, Sectional 608m



Section	Overall	L1000	L800	L600	L400	L200
Section Times	1:14.02 [5] (0:13.85)	1:00.17 [1] (0:11.12)	0:49.05 [1] (0:11.71)	0:37.34 [1] (0:11.77)	0:25.57 [2] (0:12.04)	0:13.53 [2] (0:13.53)
Average Speed [km/h]	52.0	65.0	61.8	61.8	60.2	53.3
Top Speed [km/h]	64.5	66.4	62.6	63.3	62.5	56.6
Avg. Dist. to Rail [m]	7.2	1.7	1.3	1.8	5.0	4.5
Avg. Stride Freq. [Hz]	2.4	2.5	2.5	2.5	2.5	2.4
Avg. Stride Length [m]	6.0	7.2	7.0	6.9	6.7	6.1



- [] Ranking at each section and finish
- :-:- No data available at this section
- NA No data available

Horse/Jockey Name	IMPORTANT PRODUCT/Shayne Cahill
Finish Rank	6
Fastest Section Time (Section)	0:11.28 (L1000)
Top Speed [km/h] (Section)	65.3 (Overall)
Race State	Finished



Gawler SA - Professional

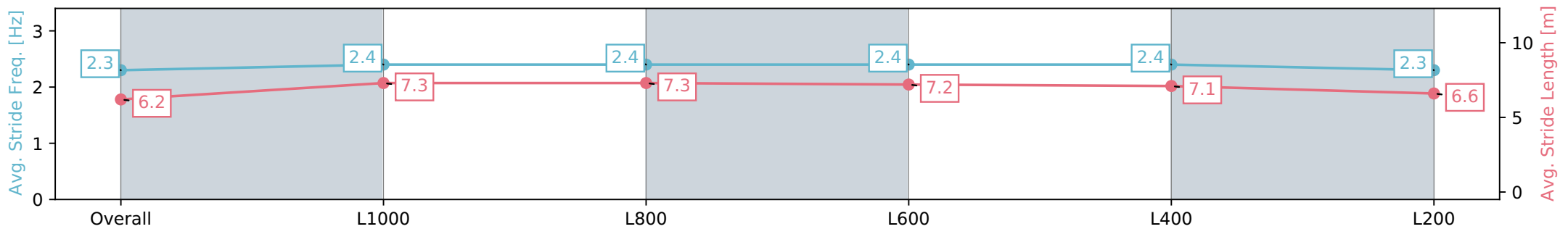
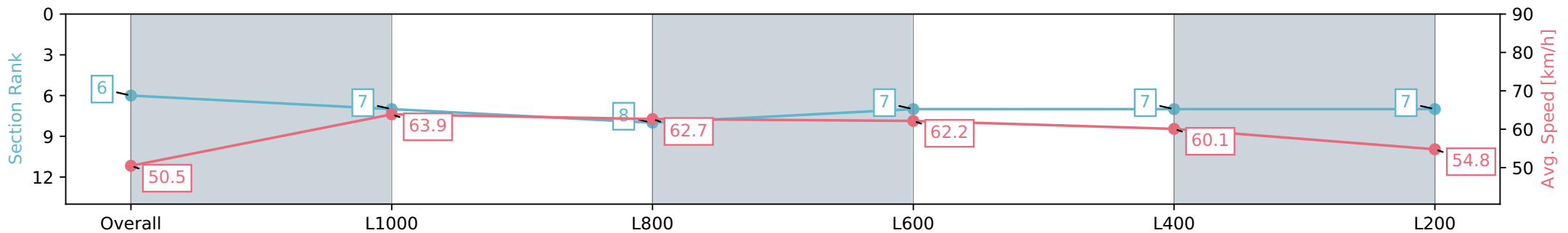
Race 7: Sportsbet Get on Now Benchmark 56 Handicap - 1200m

25 April 2024 - 4:14PM

Track Rating: Soft 5, Weather: Overcast, Rail Position: +4m Entire, Sectional 608m



Section	Overall	L1000	L800	L600	L400	L200
Section Times	1:14.26 [6] (0:14.34)	0:59.92 [7] (0:11.28)	0:48.64 [8] (0:11.63)	0:37.01 [7] (0:11.78)	0:25.23 [7] (0:12.10)	0:13.13 [7] (0:13.13)
Average Speed [km/h]	50.5	63.9	62.7	62.2	60.1	54.8
Top Speed [km/h]	62.3	65.3	63.1	62.6	62.6	57.5
Avg. Dist. to Rail [m]	7.0	0.9	2.2	3.9	6.2	8.6
Avg. Stride Freq. [Hz]	2.3	2.4	2.4	2.4	2.4	2.3
Avg. Stride Length [m]	6.2	7.3	7.3	7.2	7.1	6.6



- [] Ranking at each section and finish
- :-:- No data available at this section
- NA No data available

Horse/Jockey Name	SPELMAN/Alana Livesey
Finish Rank	7
Fastest Section Time (Section)	0:11.31 (L1000)
Top Speed [km/h] (Section)	65.1 (Overall)
Race State	Finished



Gawler SA - Professional

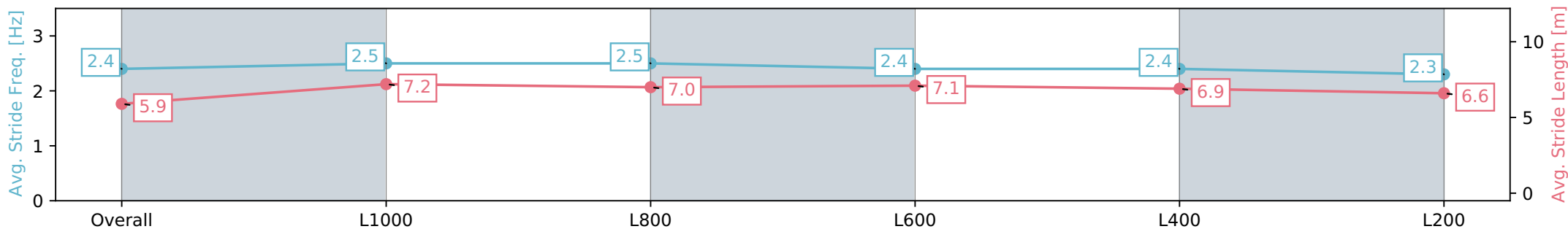
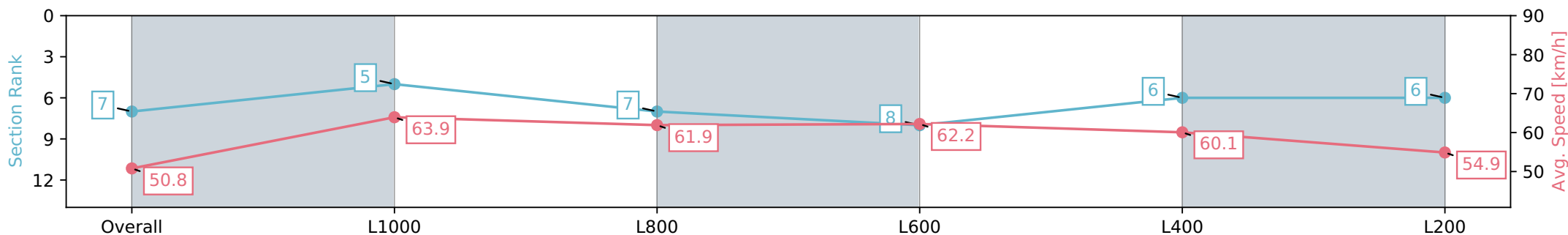
Race 7: Sportsbet Get on Now Benchmark 56 Handicap - 1200m

25 April 2024 - 4:14PM

Track Rating: Soft 5, Weather: Overcast, Rail Position: +4m Entire, Sectional 608m



Section	Overall	L1000	L800	L600	L400	L200
Section Times	1:14.27 [7] (0:14.19)	1:00.08 [5] (0:11.31)	0:48.77 [7] (0:11.78)	0:36.99 [8] (0:11.72)	0:25.27 [6] (0:12.11)	0:13.16 [6] (0:13.16)
Average Speed [km/h]	50.8	63.9	61.9	62.2	60.1	54.9
Top Speed [km/h]	64.3	65.1	62.8	64.0	62.4	56.9
Avg. Dist. to Rail [m]	1.2	0.9	2.0	3.5	6.1	7.4
Avg. Stride Freq. [Hz]	2.4	2.5	2.5	2.4	2.4	2.3
Avg. Stride Length [m]	5.9	7.2	7.0	7.1	6.9	6.6



- [] Ranking at each section and finish
- :-:- No data available at this section
- NA No data available

Horse/Jockey Name	SPITFIRE SUN/Felicity Atkinson
Finish Rank	8
Fastest Section Time (Section)	0:11.55 (L1000)
Top Speed [km/h] (Section)	63.3 (Overall)
Race State	Finished



Gawler SA - Professional

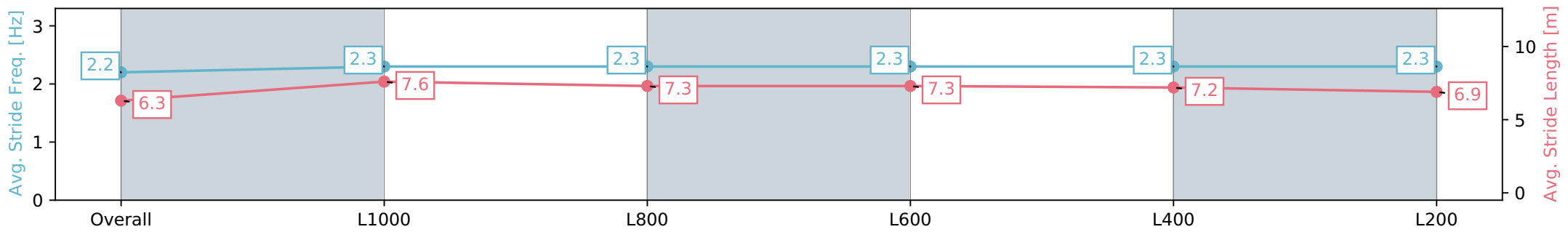
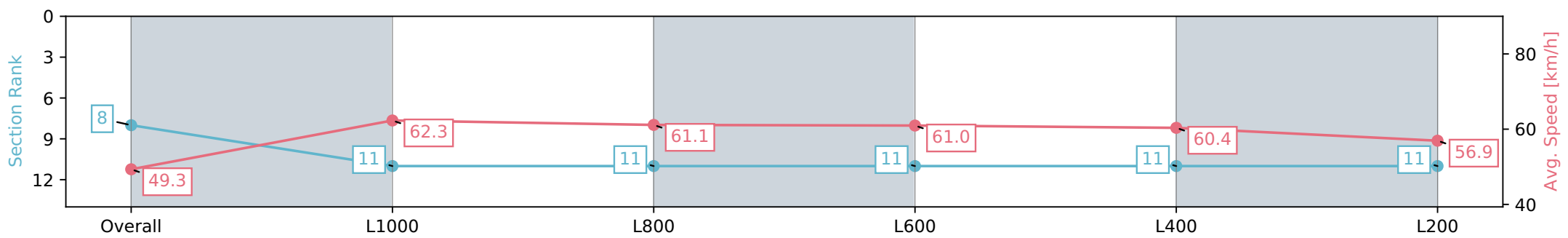
Race 7: Sportsbet Get on Now Benchmark 56 Handicap - 1200m

25 April 2024 - 4:14PM

Track Rating: Soft 5, Weather: Overcast, Rail Position: +4m Entire, Sectional 608m



Section	Overall	L1000	L800	L600	L400	L200
Section Times	1:14.56 [8] (0:14.66)	0:59.90 [11] (0:11.55)	0:48.35 [11] (0:11.83)	0:36.52 [11] (0:11.88)	0:24.64 [11] (0:11.96)	0:12.68 [11] (0:12.68)
Average Speed [km/h]	49.3	62.3	61.1	61.0	60.4	56.9
Top Speed [km/h]	61.4	63.3	61.9	61.9	61.0	59.5
Avg. Dist. to Rail [m]	7.7	1.1	0.7	1.5	1.9	2.0
Avg. Stride Freq. [Hz]	2.2	2.3	2.3	2.3	2.3	2.3
Avg. Stride Length [m]	6.3	7.6	7.3	7.3	7.2	6.9



[] Ranking at each section and finish
 -:-:- No data available at this section
 NA No data available

Horse/Jockey Name	MORTGAGE MAN/Jason Holder
Finish Rank	9
Fastest Section Time (Section)	0:11.33 (L1000)
Top Speed [km/h] (Section)	64.4 (Overall)
Race State	Finished



Gawler SA - Professional

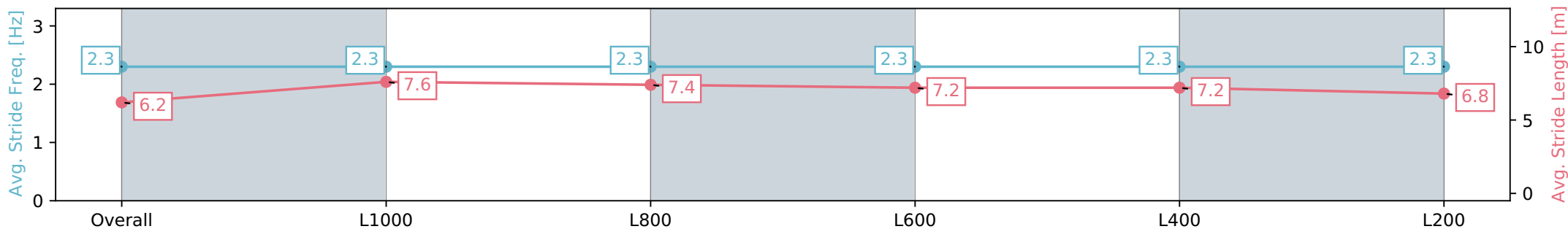
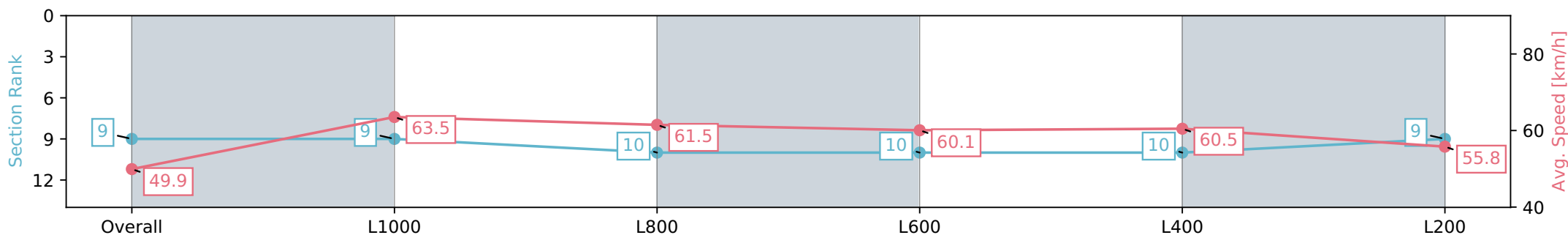
Race 7: Sportsbet Get on Now Benchmark 56 Handicap - 1200m

25 April 2024 - 4:14PM

Track Rating: Soft 5, Weather: Overcast, Rail Position: +4m Entire, Sectional 608m



Section	Overall	L1000	L800	L600	L400	L200
Section Times	1:14.68 [9] (0:14.46)	1:00.22 [9] (0:11.33)	0:48.89 [10] (0:11.81)	0:37.08 [10] (0:12.20)	0:24.88 [10] (0:12.00)	0:12.88 [9] (0:12.88)
Average Speed [km/h]	49.9	63.5	61.5	60.1	60.5	55.8
Top Speed [km/h]	63.3	64.4	62.6	61.2	62.1	58.7
Avg. Dist. to Rail [m]	4.3	0.8	1.4	3.6	4.2	5.2
Avg. Stride Freq. [Hz]	2.3	2.3	2.3	2.3	2.3	2.3
Avg. Stride Length [m]	6.2	7.6	7.4	7.2	7.2	6.8



- [] Ranking at each section and finish
- :-:- No data available at this section
- NA No data available

Horse/Jockey Name	OBELOS/Sairyn Fawke
Finish Rank	10
Fastest Section Time (Section)	0:11.26 (L1000)
Top Speed [km/h] (Section)	65.0 (Overall)
Race State	Finished



Gawler SA - Professional

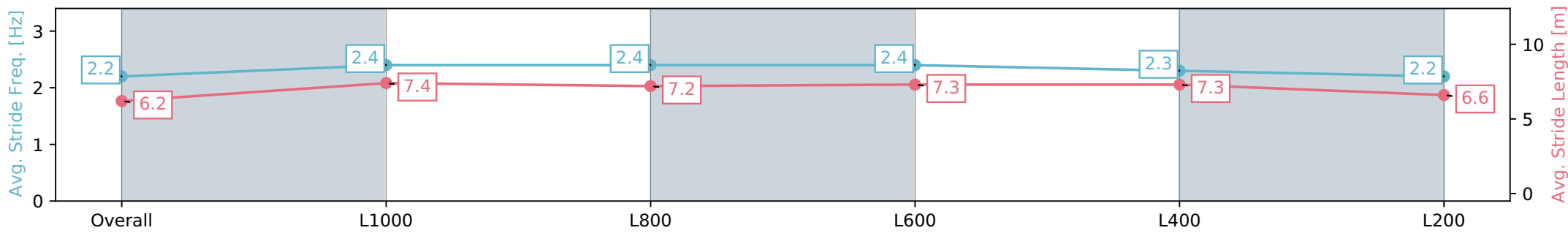
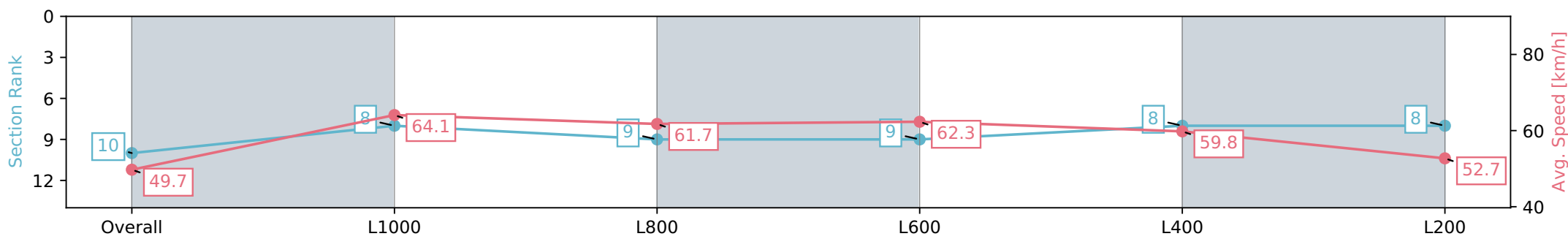
Race 7: Sportsbet Get on Now Benchmark 56 Handicap - 1200m

25 April 2024 - 4:14PM

Track Rating: Soft 5, Weather: Overcast, Rail Position: +4m Entire, Sectional 608m



Section	Overall	L1000	L800	L600	L400	L200
Section Times	1:14.96 [10] (0:14.45)	1:00.51 [8] (0:11.26)	0:49.25 [9] (0:11.80)	0:37.45 [9] (0:11.65)	0:25.80 [8] (0:12.14)	0:13.66 [8] (0:13.66)
Average Speed [km/h]	49.7	64.1	61.7	62.3	59.8	52.7
Top Speed [km/h]	64.1	65.0	62.8	63.4	62.1	55.5
Avg. Dist. to Rail [m]	1.9	0.7	1.7	2.1	4.4	5.6
Avg. Stride Freq. [Hz]	2.2	2.4	2.4	2.4	2.3	2.2
Avg. Stride Length [m]	6.2	7.4	7.2	7.3	7.3	6.6



[] Ranking at each section and finish
 -:-:- No data available at this section
 NA No data available

Horse/Jockey Name	THEBIGSOSSO/Lachlan Neindorf
Finish Rank	11
Fastest Section Time (Section)	0:11.24 (L1000)
Top Speed [km/h] (Section)	65.5 (Overall)
Race State	Finished



Gawler SA - Professional

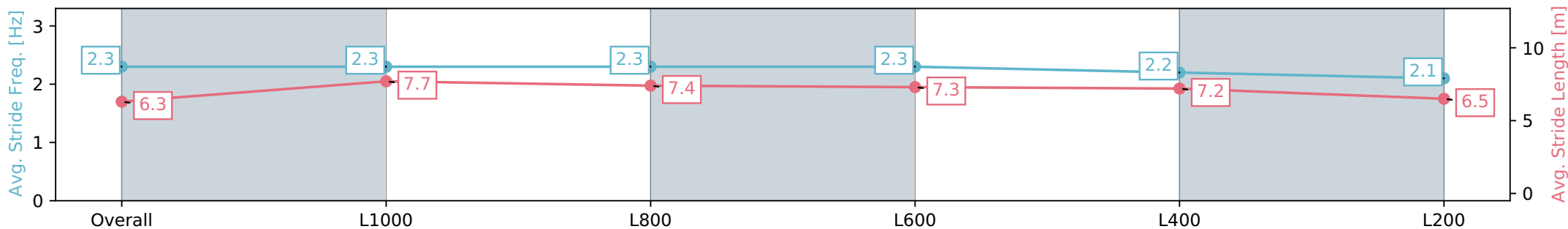
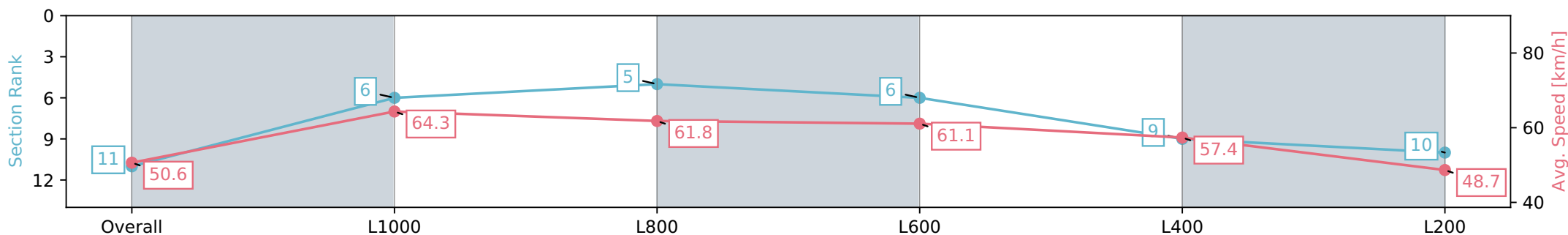
Race 7: Sportsbet Get on Now Benchmark 56 Handicap - 1200m

25 April 2024 - 4:14PM

Track Rating: Soft 5, Weather: Overcast, Rail Position: +4m Entire, Sectional 608m



Section	Overall	L1000	L800	L600	L400	L200
Section Times	1:16.62 [11] (0:14.20)	1:02.42 [6] (0:11.24)	0:51.18 [5] (0:11.76)	0:39.42 [6] (0:11.99)	0:27.43 [9] (0:12.66)	0:14.77 [10] (0:14.77)
Average Speed [km/h]	50.6	64.3	61.8	61.1	57.4	48.7
Top Speed [km/h]	63.6	65.5	62.9	62.9	61.2	53.1
Avg. Dist. to Rail [m]	2.7	0.5	1.6	4.0	5.3	6.5
Avg. Stride Freq. [Hz]	2.3	2.3	2.3	2.3	2.2	2.1
Avg. Stride Length [m]	6.3	7.7	7.4	7.3	7.2	6.5



- [] Ranking at each section and finish
- :-:- No data available at this section
- NA No data available