



RACING SA

Gawler SA

Race 6: RSL Care SA Benchmark 56 Handicap - 1200m

25 April 2024 - 3:39PM



Track Rating: Soft 5, Weather: Overcast, Rail Position: +4m Entire, Sectional 608m

| Section | | | | | | | | | | | | | Overall | L1000 | L800 | L600 | L400 | L200 | | |
|-------------|----|------------------------|---------|------------------|-----------------|------------|-----------|--------------|--------------|--------------|--------------|--------------|-----------|-----------|-----------|------------------------------------|-----------|-----------|--|--|
| Field Times | | | | | | | | | | | | | 1:13.90 | 1:00.00 | 0:48.72 | 0:36.81 | 0:24.75 | 0:12.97 | | |
| | | | | | | | | | | | | | (0:13.90) | (0:11.28) | (0:11.91) | (0:12.06) | (0:11.78) | (0:12.97) | | |
| Position | # | Horse/Jockey | Barrier | Top Speed [km/h] | Fastest Section | First 400m | | | | | | | | | Margin | Distance Travelled From Winner [m] | | | | |
| 1 | 1 | FOURTH POWER | 7 | 65.5 | 0:11.28 | 0:25.37 | 1:13.90 | 0:59.81 [2] | 0:48.53 [3] | 0:36.55 [2] | 0:24.75 [1] | 0:12.97 [1] | 1:13.90 | | | | | | | |
| | | Tala Hutchinson | | 1200-1000 | 1000-800 | | (0:14.09) | (0:11.28) | (0:11.98) | (0:11.80) | (0:11.78) | (0:12.97) | | | | | | | | |
| 2 | 5 | FLYING ASSASSIN | 15 | 65.0 | 0:11.28 | 0:25.71 | 1:14.05 | 0:59.63 [7] | 0:48.34 [6] | 0:36.43 [5] | 0:24.64 [4] | 0:12.80 [4] | 0.15L | +1 | | | | | | |
| | | Caitlin Tootell | | 1200-1000 | 1000-800 | | (0:14.42) | (0:11.28) | (0:11.91) | (0:11.79) | (0:11.84) | (0:12.80) | | | | | | | | |
| 3 | 9 | REDWINELOVER | 1 | 65.5 | 0:11.28 | 0:25.18 | 1:14.11 | 1:00.21 [1] | 0:48.93 [1] | 0:37.02 [1] | 0:24.96 [2] | 0:12.96 [2] | 0.06L | -6 | | | | | | |
| | | Zoe Lloyd | | 1200-1000 | 1000-800 | | (0:13.90) | (0:11.28) | (0:11.91) | (0:12.06) | (0:12.00) | (0:12.96) | | | | | | | | |
| 4 | 8 | FAMOUS KNIGHT | 4 | 65.7 | 0:11.22 | 0:25.55 | 1:14.11 | 0:59.78 [5] | 0:48.56 [4] | 0:36.73 [3] | 0:24.85 [3] | 0:12.96 [3] | 0.0L | -5 | | | | | | |
| | | Nichola Yuen | | 1200-1000 | 1000-800 | | (0:14.33) | (0:11.22) | (0:11.83) | (0:11.88) | (0:11.89) | (0:12.96) | | | | | | | | |
| 5 | 7 | NISKO TU | 8 | 65.7 | 0:11.43 | 0:25.71 | 1:14.23 | 0:59.95 [4] | 0:48.52 [7] | 0:36.46 [7] | 0:24.68 [7] | 0:12.86 [5] | 0.12L | -1 | | | | | | |
| | | Alice Lindsay | | 1200-1000 | 1000-800 | | (0:14.28) | (0:11.43) | (0:12.06) | (0:11.78) | (0:11.82) | (0:12.86) | | | | | | | | |
| 6 | 10 | SET ON YOU | 13 | 64.4 | 0:11.46 | 0:26.00 | 1:14.31 | 0:59.77 [10] | 0:48.31 [8] | 0:36.45 [8] | 0:24.69 [8] | 0:12.85 [7] | 0.08L | +1 | | | | | | |
| | | Todd Pannell | | 1200-1000 | 1000-800 | | (0:14.54) | (0:11.46) | (0:11.86) | (0:11.76) | (0:11.84) | (0:12.85) | | | | | | | | |
| 7 | 3 | BASE OF FIRE | 5 | 65.5 | 0:11.26 | 0:25.60 | 1:14.39 | 1:00.05 [6] | 0:48.79 [5] | 0:36.76 [6] | 0:24.96 [5] | 0:13.02 [5] | 0.08L | -2 | | | | | | |
| | | Ivy Lam | | 1200-1000 | 1000-800 | | (0:14.34) | (0:11.26) | (0:12.03) | (0:11.80) | (0:11.94) | (0:13.02) | | | | | | | | |
| 8 | 15 | LAST WAR | 11 | 64.1 | 0:11.50 | 0:26.02 | 1:14.57 | 1:00.05 [8] | 0:48.55 [11] | 0:36.50 [11] | 0:24.75 [11] | 0:12.96 [8] | 0.18L | +2 | | | | | | |
| | | Dom Tourneur | | 1200-1000 | 1000-800 | | (0:14.52) | (0:11.50) | (0:12.05) | (0:11.75) | (0:11.79) | (0:12.96) | | | | | | | | |
| 9 | 2 | CAMPOBASSO | 2 | 67.3 | 0:11.42 | 0:26.00 | 1:14.60 | 1:00.02 [11] | 0:48.60 [10] | 0:36.46 [12] | 0:24.73 [12] | 0:12.86 [11] | 0.03L | -6 | | | | | | |
| | | Lachlan Neindorf | | 1200-1000 | 1000-800 | | (0:14.57) | (0:11.42) | (0:12.14) | (0:11.73) | (0:11.87) | (0:12.86) | | | | | | | | |
| 10 | 11 | UNTOUCHABLE ED | 9 | 64.8 | 0:11.47 | 0:26.08 | 1:14.78 | 1:00.17 [12] | 0:48.70 [12] | 0:36.86 [10] | 0:25.10 [9] | 0:13.16 [9] | 0.18L | -5 | | | | | | |
| | | Wesley Cave | | 1200-1000 | 1000-800 | | (0:14.61) | (0:11.47) | (0:11.84) | (0:11.76) | (0:11.94) | (0:13.16) | | | | | | | | |

Scratched: Brazano (#4), Favourite Child (#6), Cork Harbour (#14)

- [] Position in running at each section and finish
- # Saddle cloth number
- :-:- No data available at this section
- DNF Did not finish
- NA No data available
- DNT Did not track
- █ Background shading for fastest section



RACING SA

Gawler SA

Race 6: RSL Care SA Benchmark 56 Handicap - 1200m

25 April 2024 - 3:39PM



Track Rating: Soft 5, Weather: Overcast, Rail Position: +4m Entire, Sectional 608m

| Section | Overall | L1000 | L800 | L600 | L400 | L200 |
|-------------|-----------|-----------|-----------|-----------|-----------|-----------|
| Field Times | 1:13.90 | 1:00.00 | 0:48.72 | 0:36.81 | 0:24.75 | 0:12.97 |
| | (0:13.90) | (0:11.28) | (0:11.91) | (0:12.06) | (0:11.78) | (0:12.97) |

| Position | # | Horse/Jockey | Barrier | Top Speed [km/h] | Fastest Section | First 400m | Overall | L1000 | L800 | L600 | L400 | L200 | Margin | Distance Travelled From Winner [m] |
|----------|----|------------------|---------|------------------|-----------------|------------|-----------|-------------|-------------|-------------|--------------|--------------|--------|------------------------------------|
| 11 | 13 | FRUSCIANTE | 14 | 63.8 | 0:11.46 | 0:26.00 | 1:14.88 | 1:00.34 [9] | 0:48.88 [9] | 0:37.02 [9] | 0:25.14 [10] | 0:13.16 [10] | 0.1L | +5 |
| | | Sophie Logan | | 1000-800 | 1000-800 | | (0:14.54) | (0:11.46) | (0:11.86) | (0:11.88) | (0:11.98) | (0:13.16) | | |
| 12 | 12 | VELVET STAR | 3 | 65.3 | 0:11.26 | 0:25.36 | 1:15.08 | 1:00.98 [3] | 0:49.72 [2] | 0:37.60 [4] | 0:25.56 [6] | 0:13.23 [12] | 0.2L | -4 |
| | | Margaret Collett | | 1200-1000 | 1000-800 | | (0:14.10) | (0:11.26) | (0:12.12) | (0:12.04) | (0:12.33) | (0:13.23) | | |

Scratched: Brazano (#4), Favourite Child (#6), Cork Harbour (#14)

- [] Position in running at each section and finish
- # Saddle cloth number
- :--:- No data available at this section
- DNF Did not finish
- NA No data available
- DNT Did not track
- █ Background shading for fastest section

| | |
|--------------------------------|------------------------------|
| Horse/Jockey Name | FOURTH POWER/Tala Hutchinson |
| Finish Rank | 1 |
| Fastest Section Time (Section) | 0:11.28 (L1000) |
| Top Speed [km/h] (Section) | 65.5 (Overall) |
| Race State | Finished |



Gawler SA - Professional

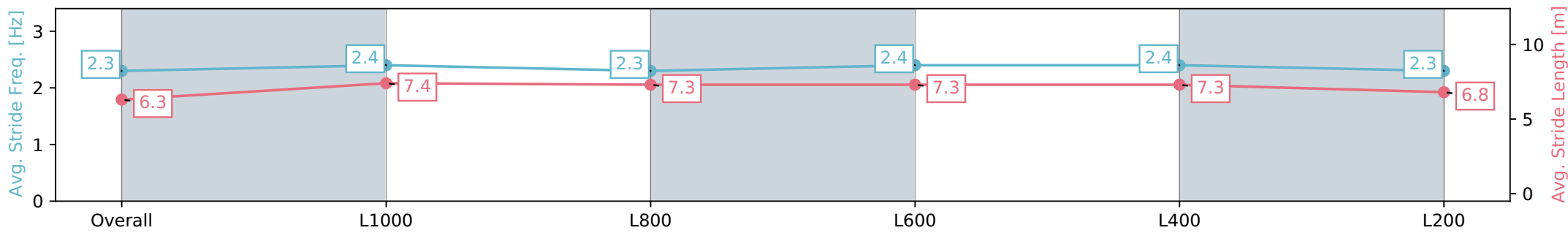
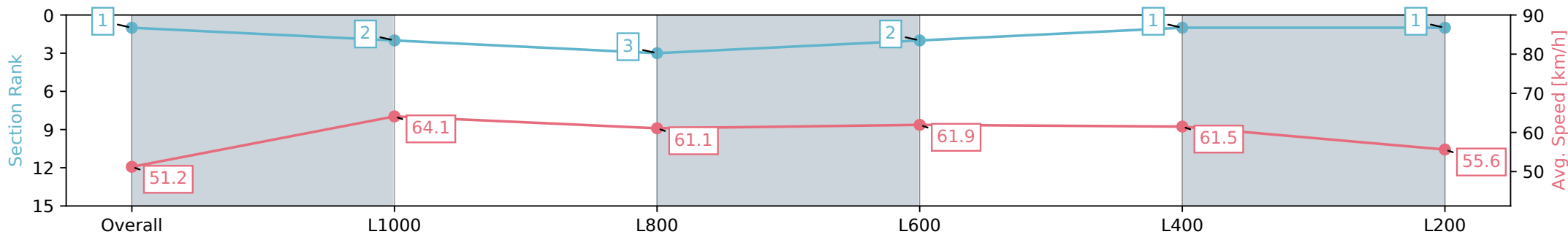
Race 6: RSL Care SA Benchmark 56 Handicap - 1200m

25 April 2024 - 3:39PM

Track Rating: Soft 5, Weather: Overcast, Rail Position: +4m Entire, Sectional 608m



| Section | Overall | L1000 | L800 | L600 | L400 | L200 |
|------------------------|--------------------------|--------------------------|--------------------------|--------------------------|--------------------------|--------------------------|
| Section Times | 1:13.90 [1] (0:14.09) | 0:59.81 [2] (0:11.28) | 0:48.53 [3] (0:11.98) | 0:36.55 [2] (0:11.80) | 0:24.75 [1] (0:11.78) | 0:12.97 [1] (0:12.97) |
| Average Speed [km/h] | 51.2 | 64.1 | 61.1 | 61.9 | 61.5 | 55.6 |
| Top Speed [km/h] | 64.2 | 65.5 | 63.4 | 62.9 | 63.2 | 58.6 |
| Avg. Dist. to Rail [m] | 5.0 | 2.7 | 2.3 | 3.1 | 4.2 | 4.6 |
| Avg. Stride Freq. [Hz] | 2.3 | 2.4 | 2.3 | 2.4 | 2.4 | 2.3 |
| Avg. Stride Length [m] | 6.3 | 7.4 | 7.3 | 7.3 | 7.3 | 6.8 |



[] Ranking at each section and finish
 -:-:- No data available at this section
 NA No data available

| | |
|--------------------------------|---------------------------------|
| Horse/Jockey Name | FLYING ASSASSIN/Caitlin Tootell |
| Finish Rank | 2 |
| Fastest Section Time (Section) | 0:11.28 (L1000) |
| Top Speed [km/h] (Section) | 65.0 (Overall) |
| Race State | Finished |



Gawler SA - Professional

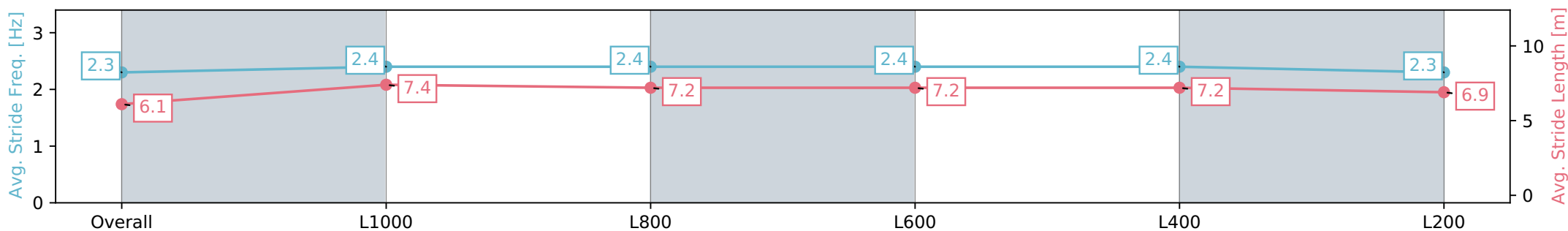
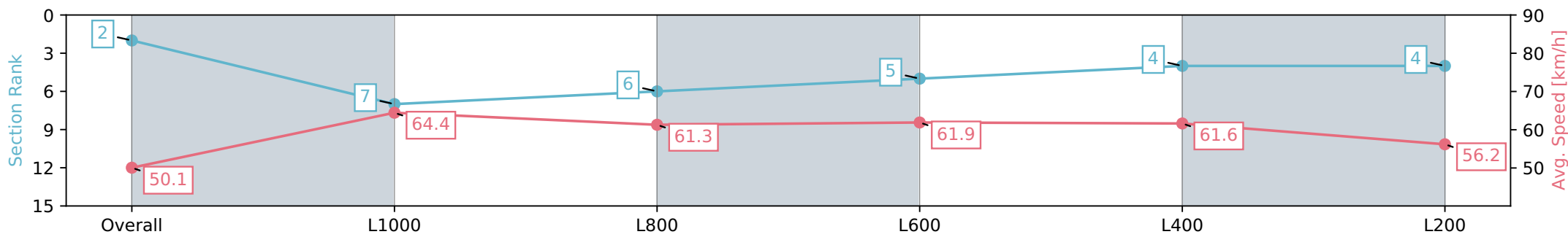
Race 6: RSL Care SA Benchmark 56 Handicap - 1200m

25 April 2024 - 3:39PM

Track Rating: Soft 5, Weather: Overcast, Rail Position: +4m Entire, Sectional 608m



| Section | Overall | L1000 | L800 | L600 | L400 | L200 |
|------------------------|--------------------------|--------------------------|--------------------------|--------------------------|--------------------------|--------------------------|
| Section Times | 1:14.05 [2] (0:14.42) | 0:59.63 [7] (0:11.28) | 0:48.34 [6] (0:11.91) | 0:36.43 [5] (0:11.79) | 0:24.64 [4] (0:11.84) | 0:12.80 [4] (0:12.80) |
| Average Speed [km/h] | 50.1 | 64.4 | 61.3 | 61.9 | 61.6 | 56.2 |
| Top Speed [km/h] | 64.9 | 65.0 | 63.7 | 63.2 | 63.3 | 58.7 |
| Avg. Dist. to Rail [m] | 10.4 | 4.0 | 2.5 | 3.4 | 5.6 | 5.7 |
| Avg. Stride Freq. [Hz] | 2.3 | 2.4 | 2.4 | 2.4 | 2.4 | 2.3 |
| Avg. Stride Length [m] | 6.1 | 7.4 | 7.2 | 7.2 | 7.2 | 6.9 |



- [] Ranking at each section and finish
- :-:- No data available at this section
- NA No data available

| | |
|--------------------------------|------------------------|
| Horse/Jockey Name | REDWINELOVER/Zoe Lloyd |
| Finish Rank | 3 |
| Fastest Section Time (Section) | 0:11.28 (L1000) |
| Top Speed [km/h] (Section) | 65.5 (Overall) |
| Race State | Finished |



Gawler SA - Professional

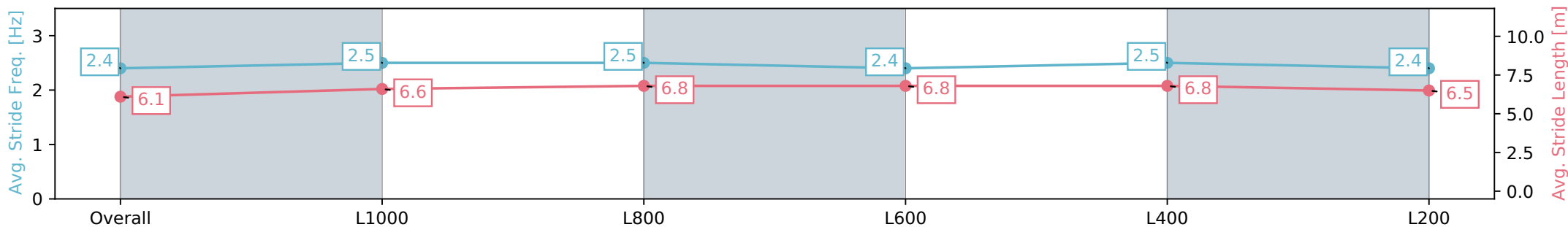
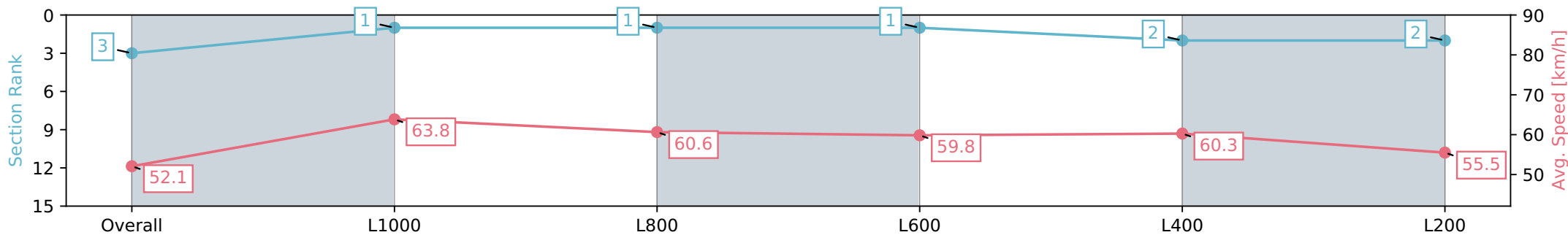
Race 6: RSL Care SA Benchmark 56 Handicap - 1200m

25 April 2024 - 3:39PM

Track Rating: Soft 5, Weather: Overcast, Rail Position: +4m Entire, Sectional 608m



| Section | Overall | L1000 | L800 | L600 | L400 | L200 |
|------------------------|--------------------------|--------------------------|--------------------------|--------------------------|--------------------------|--------------------------|
| Section Times | 1:14.11 [3] (0:13.90) | 1:00.21 [1] (0:11.28) | 0:48.93 [1] (0:11.91) | 0:37.02 [1] (0:12.06) | 0:24.96 [2] (0:12.00) | 0:12.96 [2] (0:12.96) |
| Average Speed [km/h] | 52.1 | 63.8 | 60.6 | 59.8 | 60.3 | 55.5 |
| Top Speed [km/h] | 65.5 | 65.0 | 62.1 | 60.8 | 61.0 | 58.4 |
| Avg. Dist. to Rail [m] | 1.5 | 0.7 | 0.6 | 0.7 | 1.8 | 1.7 |
| Avg. Stride Freq. [Hz] | 2.4 | 2.5 | 2.5 | 2.4 | 2.5 | 2.4 |
| Avg. Stride Length [m] | 6.1 | 6.6 | 6.8 | 6.8 | 6.8 | 6.5 |



- [] Ranking at each section and finish
- :-:- No data available at this section
- NA No data available

| | |
|--------------------------------|----------------------------|
| Horse/Jockey Name | FAMOUS KNIGHT/Nichola Yuen |
| Finish Rank | 4 |
| Fastest Section Time (Section) | 0:11.22 (L1000) |
| Top Speed [km/h] (Section) | 65.7 (Overall) |
| Race State | Finished |



Gawler SA - Professional

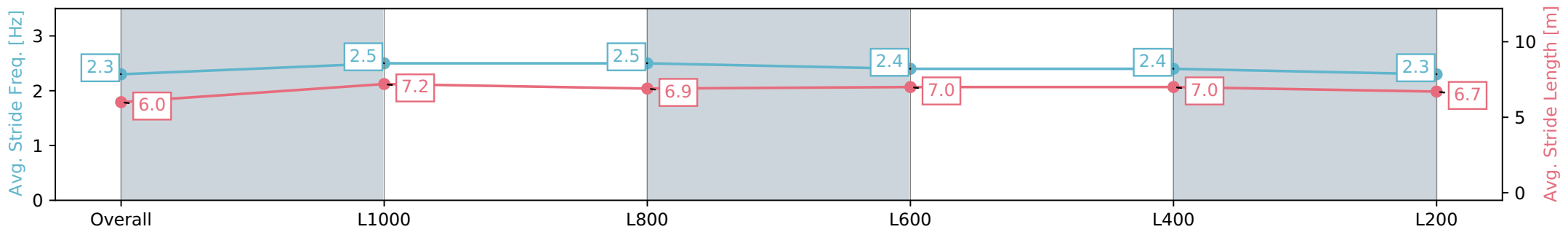
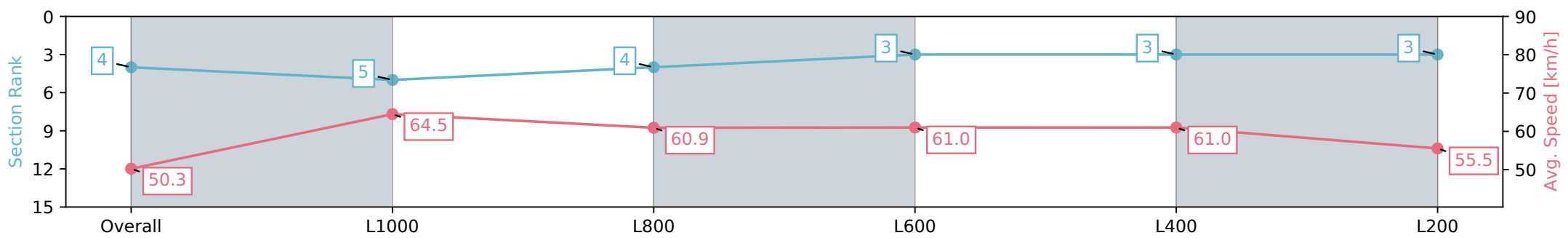
Race 6: RSL Care SA Benchmark 56 Handicap - 1200m

25 April 2024 - 3:39PM

Track Rating: Soft 5, Weather: Overcast, Rail Position: +4m Entire, Sectional 608m



| Section | Overall | L1000 | L800 | L600 | L400 | L200 |
|------------------------|--------------------------|--------------------------|--------------------------|--------------------------|--------------------------|--------------------------|
| Section Times | 1:14.11 [4] (0:14.33) | 0:59.78 [5] (0:11.22) | 0:48.56 [4] (0:11.83) | 0:36.73 [3] (0:11.88) | 0:24.85 [3] (0:11.89) | 0:12.96 [3] (0:12.96) |
| Average Speed [km/h] | 50.3 | 64.5 | 60.9 | 61.0 | 61.0 | 55.5 |
| Top Speed [km/h] | 65.7 | 65.4 | 63.2 | 62.0 | 62.2 | 59.1 |
| Avg. Dist. to Rail [m] | 2.7 | 0.6 | 0.7 | 1.1 | 3.1 | 4.1 |
| Avg. Stride Freq. [Hz] | 2.3 | 2.5 | 2.5 | 2.4 | 2.4 | 2.3 |
| Avg. Stride Length [m] | 6.0 | 7.2 | 6.9 | 7.0 | 7.0 | 6.7 |



- [] Ranking at each section and finish
- :-:- No data available at this section
- NA No data available

| | |
|--------------------------------|------------------------|
| Horse/Jockey Name | NISKO TU/Alice Lindsay |
| Finish Rank | 5 |
| Fastest Section Time (Section) | 0:11.43 (L1000) |
| Top Speed [km/h] (Section) | 65.7 (Overall) |
| Race State | Finished |



Gawler SA - Professional

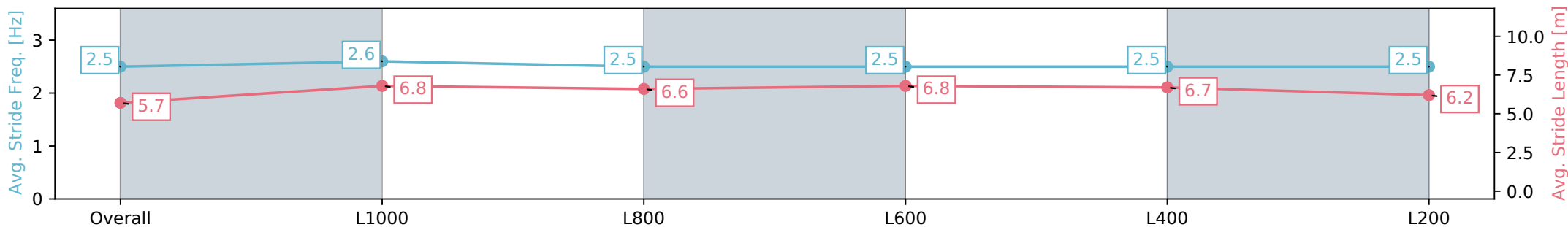
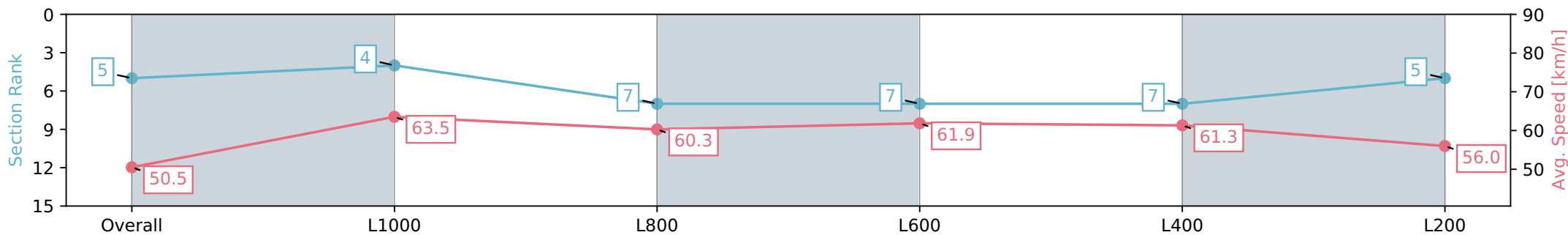
Race 6: RSL Care SA Benchmark 56 Handicap - 1200m

25 April 2024 - 3:39PM

Track Rating: Soft 5, Weather: Overcast, Rail Position: +4m Entire, Sectional 608m



| Section | Overall | L1000 | L800 | L600 | L400 | L200 |
|------------------------|--------------------------|--------------------------|--------------------------|--------------------------|--------------------------|--------------------------|
| Section Times | 1:14.23 [5] (0:14.28) | 0:59.95 [4] (0:11.43) | 0:48.52 [7] (0:12.06) | 0:36.46 [7] (0:11.78) | 0:24.68 [7] (0:11.82) | 0:12.86 [5] (0:12.86) |
| Average Speed [km/h] | 50.5 | 63.5 | 60.3 | 61.9 | 61.3 | 56.0 |
| Top Speed [km/h] | 65.7 | 64.3 | 62.5 | 62.8 | 62.2 | 59.6 |
| Avg. Dist. to Rail [m] | 6.1 | 2.7 | 1.8 | 2.0 | 3.8 | 3.1 |
| Avg. Stride Freq. [Hz] | 2.5 | 2.6 | 2.5 | 2.5 | 2.5 | 2.5 |
| Avg. Stride Length [m] | 5.7 | 6.8 | 6.6 | 6.8 | 6.7 | 6.2 |



- [] Ranking at each section and finish
- :-:- No data available at this section
- NA No data available

| | |
|--------------------------------|-------------------------|
| Horse/Jockey Name | SET ON YOU/Todd Pannell |
| Finish Rank | 6 |
| Fastest Section Time (Section) | 0:11.46 (L1000) |
| Top Speed [km/h] (Section) | 64.4 (Overall) |
| Race State | Finished |



Gawler SA - Professional

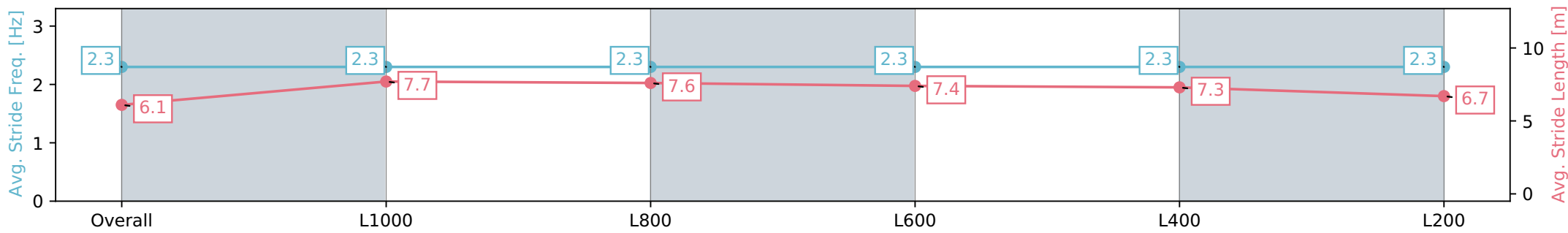
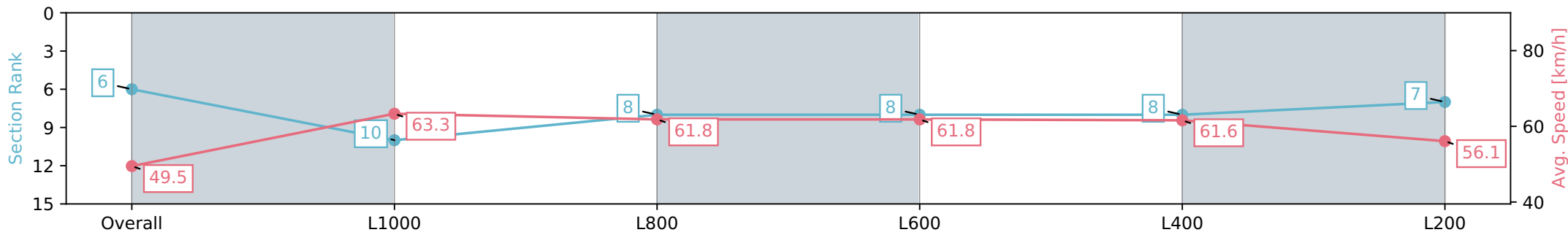
Race 6: RSL Care SA Benchmark 56 Handicap - 1200m

25 April 2024 - 3:39PM

Track Rating: Soft 5, Weather: Overcast, Rail Position: +4m Entire, Sectional 608m



| Section | Overall | L1000 | L800 | L600 | L400 | L200 |
|------------------------|--------------------------|---------------------------|--------------------------|--------------------------|--------------------------|--------------------------|
| Section Times | 1:14.31 [6] (0:14.54) | 0:59.77 [10] (0:11.46) | 0:48.31 [8] (0:11.86) | 0:36.45 [8] (0:11.76) | 0:24.69 [8] (0:11.84) | 0:12.85 [7] (0:12.85) |
| Average Speed [km/h] | 49.5 | 63.3 | 61.8 | 61.8 | 61.6 | 56.1 |
| Top Speed [km/h] | 63.1 | 64.4 | 62.9 | 63.1 | 63.5 | 59.0 |
| Avg. Dist. to Rail [m] | 8.4 | 3.7 | 2.4 | 3.0 | 6.1 | 7.1 |
| Avg. Stride Freq. [Hz] | 2.3 | 2.3 | 2.3 | 2.3 | 2.3 | 2.3 |
| Avg. Stride Length [m] | 6.1 | 7.7 | 7.6 | 7.4 | 7.3 | 6.7 |



[] Ranking at each section and finish
 -:-:- No data available at this section
 NA No data available

| | |
|--------------------------------|----------------------|
| Horse/Jockey Name | BASE OF FIRE/Ivy Lam |
| Finish Rank | 7 |
| Fastest Section Time (Section) | 0:11.26 (L1000) |
| Top Speed [km/h] (Section) | 65.5 (Overall) |
| Race State | Finished |



Gawler SA - Professional

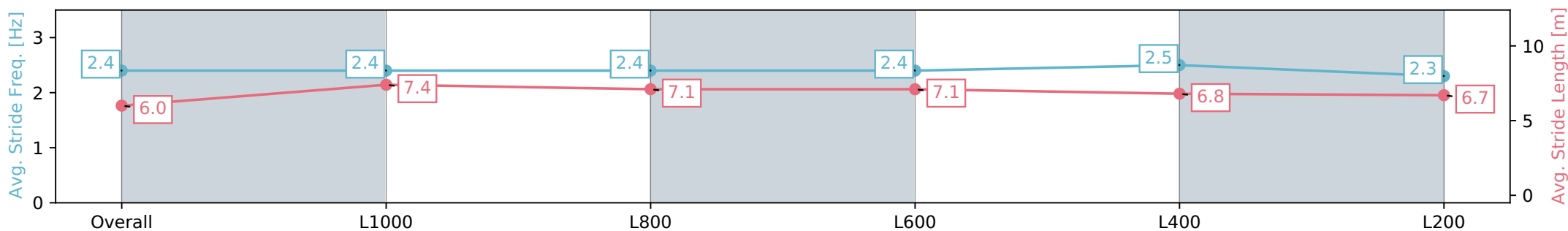
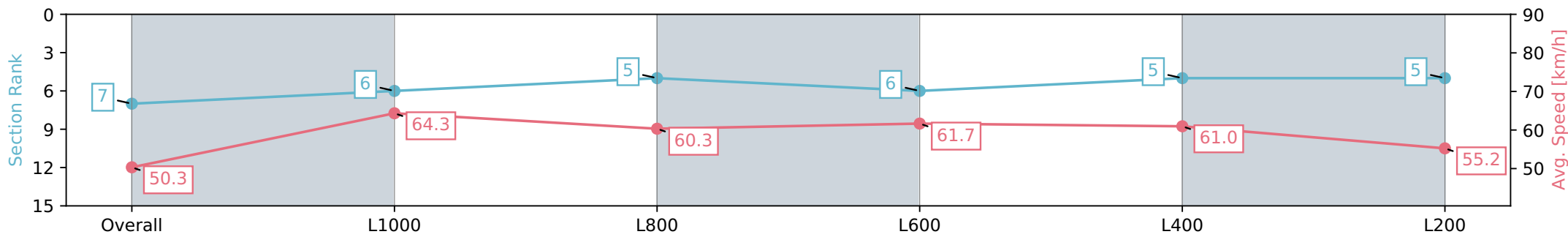
Race 6: RSL Care SA Benchmark 56 Handicap - 1200m

25 April 2024 - 3:39PM

Track Rating: Soft 5, Weather: Overcast, Rail Position: +4m Entire, Sectional 608m



| Section | Overall | L1000 | L800 | L600 | L400 | L200 |
|------------------------|--------------------------|--------------------------|--------------------------|--------------------------|--------------------------|--------------------------|
| Section Times | 1:14.39 [7] (0:14.34) | 1:00.05 [6] (0:11.26) | 0:48.79 [5] (0:12.03) | 0:36.76 [6] (0:11.80) | 0:24.96 [5] (0:11.94) | 0:13.02 [5] (0:13.02) |
| Average Speed [km/h] | 50.3 | 64.3 | 60.3 | 61.7 | 61.0 | 55.2 |
| Top Speed [km/h] | 65.0 | 65.5 | 62.4 | 63.1 | 63.0 | 58.2 |
| Avg. Dist. to Rail [m] | 4.5 | 1.9 | 1.4 | 2.6 | 5.0 | 5.5 |
| Avg. Stride Freq. [Hz] | 2.4 | 2.4 | 2.4 | 2.4 | 2.5 | 2.3 |
| Avg. Stride Length [m] | 6.0 | 7.4 | 7.1 | 7.1 | 6.8 | 6.7 |



- [] Ranking at each section and finish
- :-:- No data available at this section
- NA No data available

| | |
|--------------------------------|-----------------------|
| Horse/Jockey Name | LAST WAR/Dom Tourneur |
| Finish Rank | 8 |
| Fastest Section Time (Section) | 0:11.50 (L1000) |
| Top Speed [km/h] (Section) | 64.1 (Overall) |
| Race State | Finished |



Gawler SA - Professional

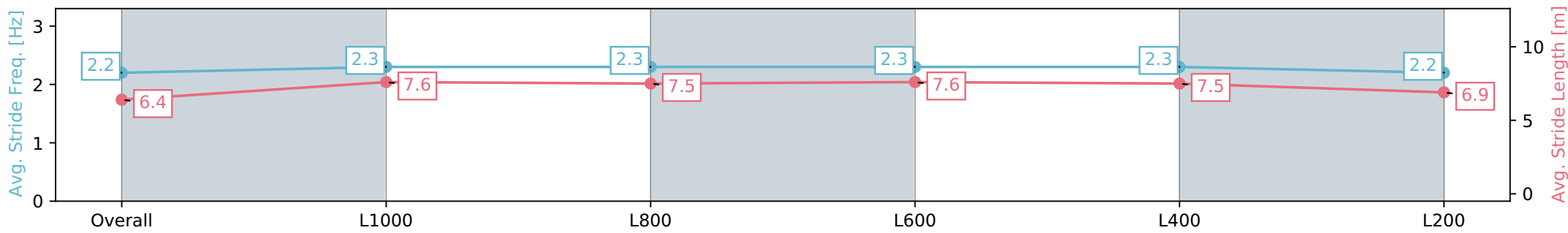
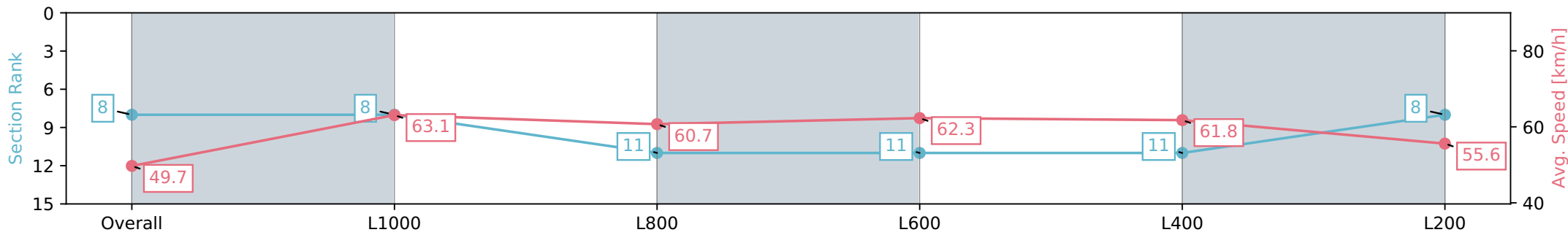
Race 6: RSL Care SA Benchmark 56 Handicap - 1200m

25 April 2024 - 3:39PM

Track Rating: Soft 5, Weather: Overcast, Rail Position: +4m Entire, Sectional 608m



| Section | Overall | L1000 | L800 | L600 | L400 | L200 |
|------------------------|--------------------------|--------------------------|---------------------------|---------------------------|---------------------------|--------------------------|
| Section Times | 1:14.57 [8] (0:14.52) | 1:00.05 [8] (0:11.50) | 0:48.55 [11] (0:12.05) | 0:36.50 [11] (0:11.75) | 0:24.75 [11] (0:11.79) | 0:12.96 [8] (0:12.96) |
| Average Speed [km/h] | 49.7 | 63.1 | 60.7 | 62.3 | 61.8 | 55.6 |
| Top Speed [km/h] | 63.4 | 64.1 | 62.6 | 63.3 | 63.0 | 60.0 |
| Avg. Dist. to Rail [m] | 6.8 | 3.0 | 2.2 | 3.5 | 6.8 | 10.5 |
| Avg. Stride Freq. [Hz] | 2.2 | 2.3 | 2.3 | 2.3 | 2.3 | 2.2 |
| Avg. Stride Length [m] | 6.4 | 7.6 | 7.5 | 7.6 | 7.5 | 6.9 |



[] Ranking at each section and finish
 -:-:- No data available at this section
 NA No data available

| | |
|--------------------------------|-----------------------------|
| Horse/Jockey Name | CAMPOBASSO/Lachlan Neindorf |
| Finish Rank | 9 |
| Fastest Section Time (Section) | 0:11.42 (L1000) |
| Top Speed [km/h] (Section) | 67.3 (Overall) |
| Race State | Finished |



Gawler SA - Professional

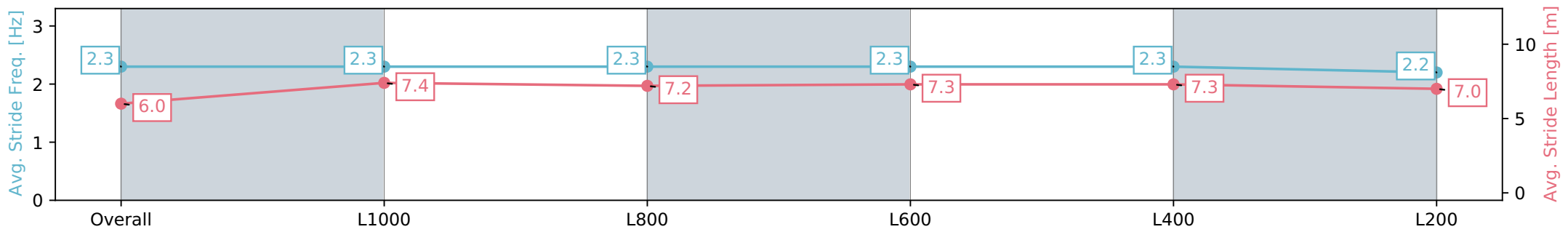
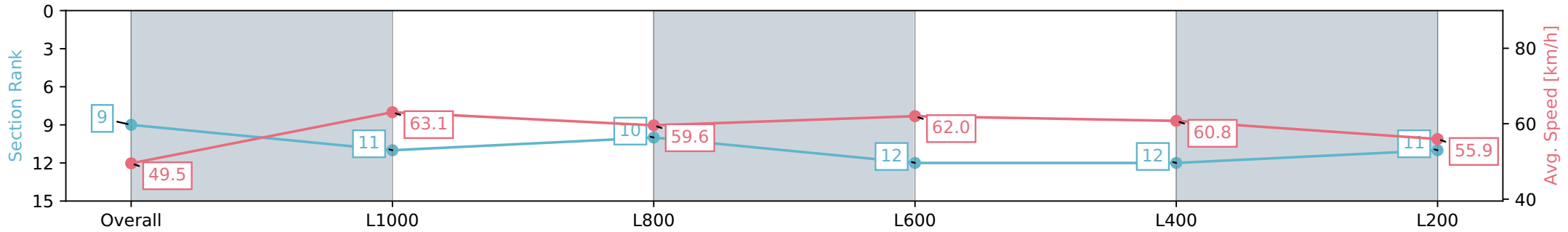
Race 6: RSL Care SA Benchmark 56 Handicap - 1200m

25 April 2024 - 3:39PM

Track Rating: Soft 5, Weather: Overcast, Rail Position: +4m Entire, Sectional 608m



| Section | Overall | L1000 | L800 | L600 | L400 | L200 |
|------------------------|--------------------------|---------------------------|---------------------------|---------------------------|---------------------------|---------------------------|
| Section Times | 1:14.60 [9] (0:14.57) | 1:00.02 [11] (0:11.42) | 0:48.60 [10] (0:12.14) | 0:36.46 [12] (0:11.73) | 0:24.73 [12] (0:11.87) | 0:12.86 [11] (0:12.86) |
| Average Speed [km/h] | 49.5 | 63.1 | 59.6 | 62.0 | 60.8 | 55.9 |
| Top Speed [km/h] | 64.6 | 67.3 | 61.8 | 62.3 | 62.3 | 58.4 |
| Avg. Dist. to Rail [m] | 2.2 | 0.9 | 0.9 | 1.1 | 2.4 | 2.8 |
| Avg. Stride Freq. [Hz] | 2.3 | 2.3 | 2.3 | 2.3 | 2.3 | 2.2 |
| Avg. Stride Length [m] | 6.0 | 7.4 | 7.2 | 7.3 | 7.3 | 7.0 |



[] Ranking at each section and finish
 -:-:- No data available at this section
 NA No data available

| | |
|--------------------------------|----------------------------|
| Horse/Jockey Name | UNTOUCHABLE ED/Wesley Cave |
| Finish Rank | 10 |
| Fastest Section Time (Section) | 0:11.47 (L1000) |
| Top Speed [km/h] (Section) | 64.8 (Overall) |
| Race State | Finished |



Gawler SA - Professional

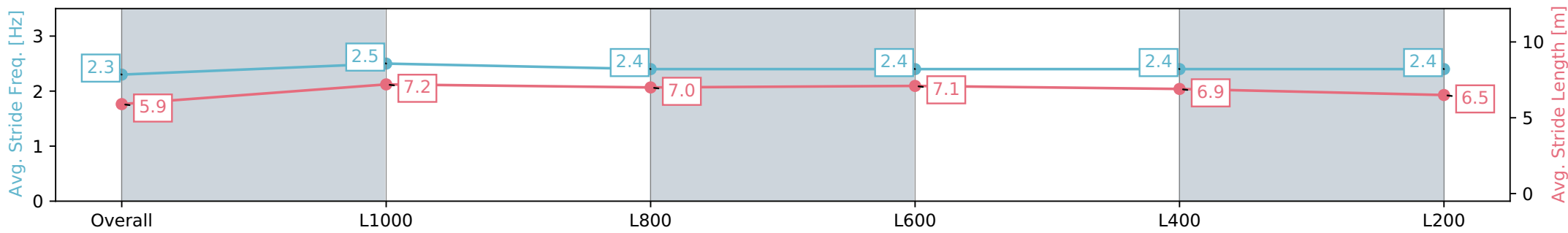
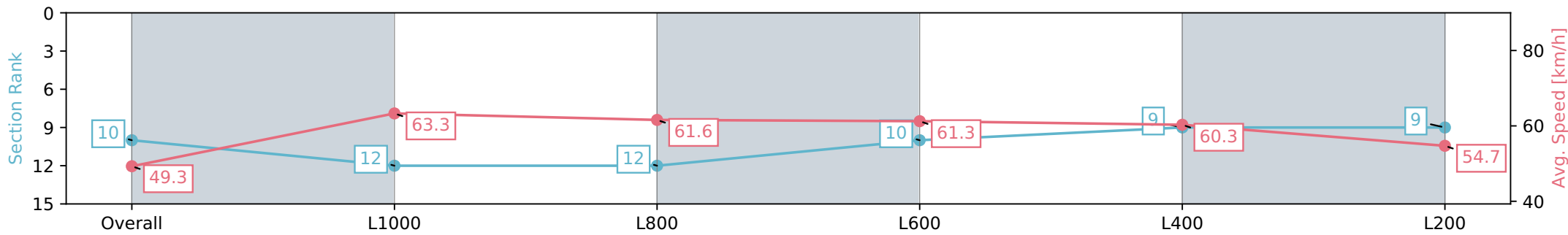
Race 6: RSL Care SA Benchmark 56 Handicap - 1200m

25 April 2024 - 3:39PM

Track Rating: Soft 5, Weather: Overcast, Rail Position: +4m Entire, Sectional 608m



| Section | Overall | L1000 | L800 | L600 | L400 | L200 |
|------------------------|---------------------------|---------------------------|---------------------------|---------------------------|--------------------------|--------------------------|
| Section Times | 1:14.78 [10] (0:14.61) | 1:00.17 [12] (0:11.47) | 0:48.70 [12] (0:11.84) | 0:36.86 [10] (0:11.76) | 0:25.10 [9] (0:11.94) | 0:13.16 [9] (0:13.16) |
| Average Speed [km/h] | 49.3 | 63.3 | 61.6 | 61.3 | 60.3 | 54.7 |
| Top Speed [km/h] | 64.7 | 64.8 | 63.3 | 62.0 | 61.7 | 57.6 |
| Avg. Dist. to Rail [m] | 6.7 | 3.1 | 1.9 | 0.5 | 0.4 | 0.5 |
| Avg. Stride Freq. [Hz] | 2.3 | 2.5 | 2.4 | 2.4 | 2.4 | 2.4 |
| Avg. Stride Length [m] | 5.9 | 7.2 | 7.0 | 7.1 | 6.9 | 6.5 |



- [] Ranking at each section and finish
- :-:- No data available at this section
- NA No data available

| | |
|--------------------------------|-------------------------|
| Horse/Jockey Name | FRUSCIANTE/Sophie Logan |
| Finish Rank | 11 |
| Fastest Section Time (Section) | 0:11.46 (L1000) |
| Top Speed [km/h] (Section) | 63.8 (L1000) |
| Race State | Finished |



Gawler SA - Professional

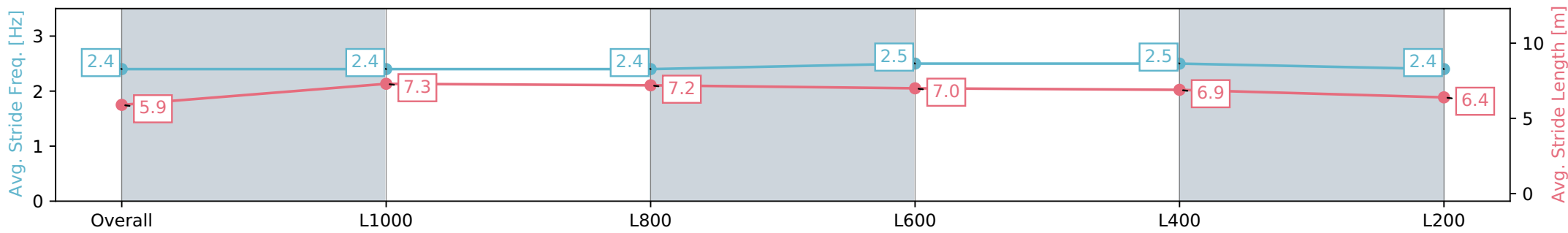
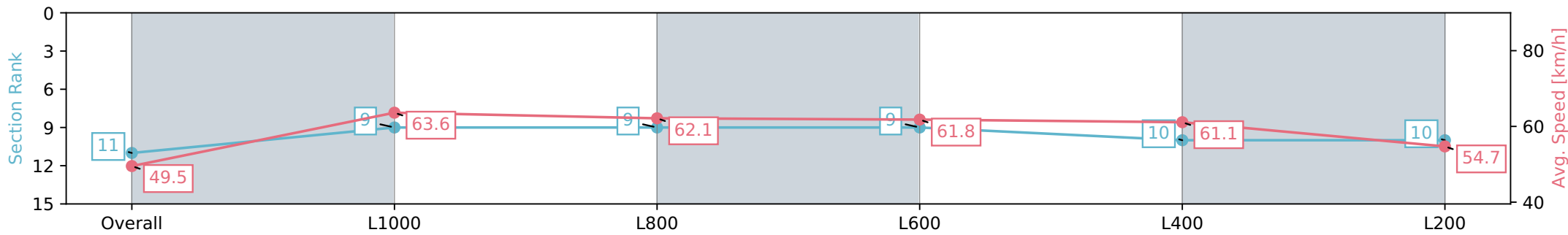
Race 6: RSL Care SA Benchmark 56 Handicap - 1200m

25 April 2024 - 3:39PM

Track Rating: Soft 5, Weather: Overcast, Rail Position: +4m Entire, Sectional 608m



| Section | Overall | L1000 | L800 | L600 | L400 | L200 |
|------------------------|---------------------------|--------------------------|--------------------------|--------------------------|---------------------------|---------------------------|
| Section Times | 1:14.88 [11] (0:14.54) | 1:00.34 [9] (0:11.46) | 0:48.88 [9] (0:11.86) | 0:37.02 [9] (0:11.88) | 0:25.14 [10] (0:11.98) | 0:13.16 [10] (0:13.16) |
| Average Speed [km/h] | 49.5 | 63.6 | 62.1 | 61.8 | 61.1 | 54.7 |
| Top Speed [km/h] | 63.5 | 63.7 | 63.8 | 62.4 | 62.3 | 58.8 |
| Avg. Dist. to Rail [m] | 8.8 | 4.0 | 3.8 | 4.7 | 8.1 | 10.1 |
| Avg. Stride Freq. [Hz] | 2.4 | 2.4 | 2.4 | 2.5 | 2.5 | 2.4 |
| Avg. Stride Length [m] | 5.9 | 7.3 | 7.2 | 7.0 | 6.9 | 6.4 |



[] Ranking at each section and finish
 -:-:- No data available at this section
 NA No data available

| | |
|--------------------------------|------------------------------|
| Horse/Jockey Name | VELVET STAR/Margaret Collett |
| Finish Rank | 12 |
| Fastest Section Time (Section) | 0:11.26 (L1000) |
| Top Speed [km/h] (Section) | 65.3 (Overall) |
| Race State | Finished |



Gawler SA - Professional

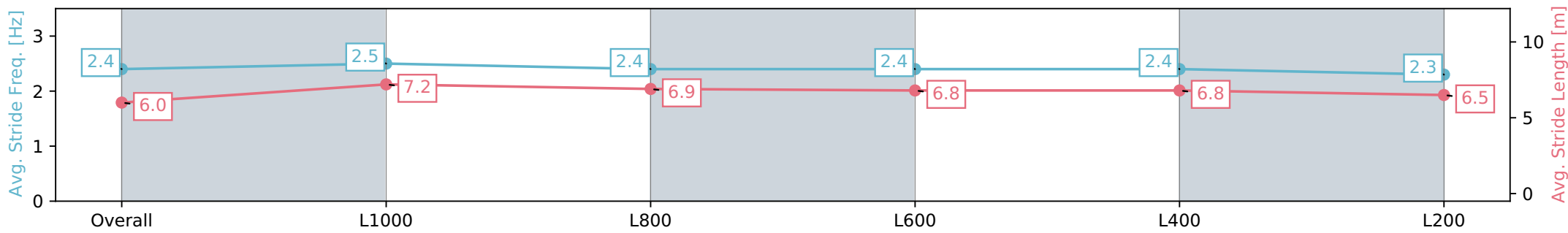
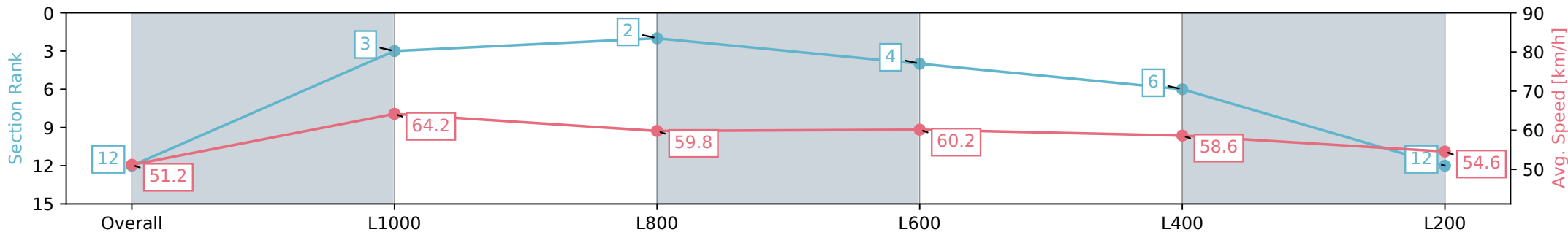
Race 6: RSL Care SA Benchmark 56 Handicap - 1200m

25 April 2024 - 3:39PM

Track Rating: Soft 5, Weather: Overcast, Rail Position: +4m Entire, Sectional 608m



| Section | Overall | L1000 | L800 | L600 | L400 | L200 |
|------------------------|---------------------------|--------------------------|--------------------------|--------------------------|--------------------------|---------------------------|
| Section Times | 1:15.08 [12] (0:14.10) | 1:00.98 [3] (0:11.26) | 0:49.72 [2] (0:12.12) | 0:37.60 [4] (0:12.04) | 0:25.56 [6] (0:12.33) | 0:13.23 [12] (0:13.23) |
| Average Speed [km/h] | 51.2 | 64.2 | 59.8 | 60.2 | 58.6 | 54.6 |
| Top Speed [km/h] | 64.5 | 65.3 | 62.4 | 62.5 | 60.0 | 57.5 |
| Avg. Dist. to Rail [m] | 3.1 | 2.4 | 0.9 | 1.4 | 3.1 | 4.8 |
| Avg. Stride Freq. [Hz] | 2.4 | 2.5 | 2.4 | 2.4 | 2.4 | 2.3 |
| Avg. Stride Length [m] | 6.0 | 7.2 | 6.9 | 6.8 | 6.8 | 6.5 |



[] Ranking at each section and finish
 -:-:- No data available at this section
 NA No data available