



RACING SA

Gawler SA

Race 5: INTERFET Timor 25 Years Benchmark 58 Handicap (Heat of Provincial Pathways Series) - 1722m

25 April 2024 - 3:07PM



Track Rating: Soft 5, Weather: Overcast, Rail Position: +4m Entire, Sectional 608m

Section Field Times							Overall	L1600	L1400	L1200	L1000	L800		
							1:47.92 (0:09.63)	1:38.28 (0:11.56)	1:26.72 (0:11.53)	1:15.19 (0:11.92)	1:03.27 (0:12.24)	0:51.03 (0:12.46)		
Position	#	Horse/Jockey	Barrier	Top Speed [km/h]	Fastest Section	First 400m								Distance Travelled From Winner [m]
1	9	ENCIPHERING Tala Hutchinson	13	64.1 1600-1400	0:11.46 1600-1400	0:26.14	1:47.92 (0:10.12)	1:37.80 [6] (0:11.56)	1:26.23 [5] (0:11.46)	1:14.77 [5] (0:11.99)	1:02.78 [5] (0:12.20)	0:50.58 [5] (0:12.46)		
2	8	WEEKEND WARRIOR Zoe Lloyd	7	63.3 1400-1200	0:11.56 1600-1400	0:25.92	1:48.12 (0:09.78)	1:38.34 [3] (0:11.67)	1:26.67 [3] (0:11.56)	1:15.11 [3] (0:11.92)	1:03.19 [3] (0:12.26)	0:50.93 [3] (0:12.55)		+6
3	6	RUN AND TELL Lachlan Neindorf	10	63.8 1600-1400	0:11.53 1600-1400	0:25.69	1:48.26 (0:09.63)	1:38.63 [1] (0:11.56)	1:27.07 [1] (0:11.53)	1:15.54 [1] (0:11.93)	1:03.61 [1] (0:12.24)	0:51.37 [1] (0:12.45)		-3
4	11	SHADOW HAWK Caitlin Jones	9	62.9 1400-1200	0:11.56 1600-1400	0:26.42	1:48.46 (0:10.07)	1:38.39 [5] (0:11.83)	1:26.56 [6] (0:11.56)	1:14.99 [6] (0:11.92)	1:03.07 [8] (0:12.20)	0:50.87 [8] (0:12.52)		-3
5	10	INAGURATE Dom Tourneur	1	63.6 1400-1200	0:11.45 1600-1400	0:26.12	1:48.73 (0:09.83)	1:38.90 [4] (0:11.83)	1:27.07 [4] (0:11.45)	1:15.62 [4] (0:11.87)	1:03.75 [4] (0:12.27)	0:51.48 [4] (0:12.45)		-6
6	2	ESKY Caitlin Tootell	6	63.1 1600-1400	0:11.65 1600-1400	0:26.79	1:48.83 (0:10.28)	1:38.55 [10] (0:11.99)	1:26.56 [10] (0:11.65)	1:14.91 [10] (0:11.74)	1:03.17 [10] (0:12.03)	0:51.14 [10] (0:12.50)		-3
7	1	CAPRICORN RIDGE Margaret Collett	12	62.8 1200-1000	0:11.67 1600-1400	0:26.80	1:48.92 (0:10.21)	1:38.71 [9] (0:12.01)	1:26.70 [9] (0:11.67)	1:15.03 [9] (0:11.71)	1:03.32 [9] (0:12.08)	0:51.24 [9] (0:12.48)		+7
8	4	MUFFLA Todd Pannell	14	64.2 1600-1400	0:11.54 1600-1400	0:26.61	1:49.01 (0:10.21)	1:38.80 [8] (0:11.89)	1:26.91 [8] (0:11.54)	1:15.37 [8] (0:11.69)	1:03.68 [6] (0:12.11)	0:51.57 [7] (0:12.47)		+9
9	5	PANDARUS Nichola Yuen	5	63.8 1400-1200	0:11.53 1600-1400	0:25.81	1:49.13 (0:09.66)	1:39.47 [2] (0:11.71)	1:27.76 [2] (0:11.53)	1:16.23 [2] (0:11.95)	1:04.28 [2] (0:12.26)	0:52.02 [2] (0:12.49)		+0
10	7	STAYING STRONG Dylan Caboche	4	63.0 1400-1200	0:11.53 1600-1400	0:26.44	1:50.27 (0:10.15)	1:40.12 [7] (0:11.81)	1:28.31 [7] (0:11.53)	1:16.78 [7] (0:11.85)	1:04.93 [7] (0:12.06)	0:52.87 [6] (0:12.60)		-6

Scratched: Berry Foxie (#3), Getouttheway (#12), King Of Avalon (#13), Allusion (#14)

- [] Position in running at each section and finish # Saddle cloth number
- :-:- No data available at this section DNF Did not finish
- NA No data available DNT Did not track
- █ Background shading for fastest section



RACING SA

Gawler SA

Race 5: INTERFET Timor 25 Years Benchmark 58 Handicap (Heat of Provincial Pathways Series) - 1722m

25 April 2024 - 3:07PM



Track Rating: Soft 5, Weather: Overcast, Rail Position: +4m Entire, Sectional 608m

Section Field Times		L600	L400	L200										
		0:38.56 (0:12.56)	0:26.01 (0:12.83)	0:13.18 (0:13.18)										
Position	#	Horse/Jockey	Barrier	Top Speed [km/h]	Fastest Section	First 400m				Margin				Distance Travelled From Winner [m]
1	9	ENCIPHERING Tala Hutchinson	13	64.1 1600-1400	0:11.46 1600-1400	0:26.14	0:38.12 [5] (0:12.51)	0:25.61 [5] (0:12.43)	0:13.18 [1] (0:13.18)	1:47.92				
2	8	WEEKEND WARRIOR Zoe Lloyd	7	63.3 1400-1200	0:11.56 1600-1400	0:25.92	0:38.38 [4] (0:12.40)	0:25.98 [4] (0:12.67)	0:13.31 [3] (0:13.31)	0.2L				+6
3	6	RUN AND TELL Lachlan Neindorf	10	63.8 1600-1400	0:11.53 1600-1400	0:25.69	0:38.92 [1] (0:12.56)	0:26.35 [1] (0:12.87)	0:13.48 [2] (0:13.48)	0.14L				-3
4	11	SHADOW HAWK Caitlin Jones	9	62.9 1400-1200	0:11.56 1600-1400	0:26.42	0:38.35 [8] (0:12.31)	0:26.04 [6] (0:12.48)	0:13.56 [4] (0:13.56)	0.2L				-3
5	10	INAGURATE Dom Tourneur	1	63.6 1400-1200	0:11.45 1600-1400	0:26.12	0:39.03 [3] (0:12.39)	0:26.64 [3] (0:12.90)	0:13.74 [5] (0:13.74)	0.27L				-6
6	2	ESKY Caitlin Tootell	6	63.1 1600-1400	0:11.65 1600-1400	0:26.79	0:38.64 [10] (0:12.54)	0:26.10 [10] (0:12.65)	0:13.45 [8] (0:13.45)	0.1L				-3
7	1	CAPRICORN RIDGE Margaret Collett	12	62.8 1200-1000	0:11.67 1600-1400	0:26.80	0:38.76 [9] (0:12.47)	0:26.29 [8] (0:12.75)	0:13.54 [8] (0:13.54)	0.09L				+7
8	4	MUFFLA Todd Pannell	14	64.2 1600-1400	0:11.54 1600-1400	0:26.61	0:39.10 [6] (0:12.56)	0:26.53 [7] (0:12.80)	0:13.73 [6] (0:13.73)	0.09L				+9
9	5	PANDARUS Nichola Yuen	5	63.8 1400-1200	0:11.53 1600-1400	0:25.81	0:39.53 [2] (0:12.48)	0:27.05 [2] (0:13.27)	0:13.78 [7] (0:13.78)	0.12L				+0
10	7	STAYING STRONG Dylan Caboche	4	63.0 1400-1200	0:11.53 1600-1400	0:26.44	0:40.27 [7] (0:12.72)	0:27.55 [9] (0:13.21)	0:14.34 [10] (0:14.34)	1.14L				-6

Scratched: Berry Foxie (#3), Getouttheway (#12), King Of Avalon (#13), Allusion (#14)

Report Created: Thu 25 April 2024 15:54:00 GMT+10 (Note: Timing is based on positional data)

- [] Position in running at each section and finish
- # Saddle cloth number
- :-:- No data available at this section
- DNF Did not finish
- NA No data available
- DNT Did not track
- █ Background shading for fastest section

Horse/Jockey Name	ENCIPHERING/Tala Hutchinson
Finish Rank	1
Fastest Section Time (Section)	0:11.46 (L1600)
Top Speed [km/h] (Section)	64.1 (L1600)
Race State	Finished



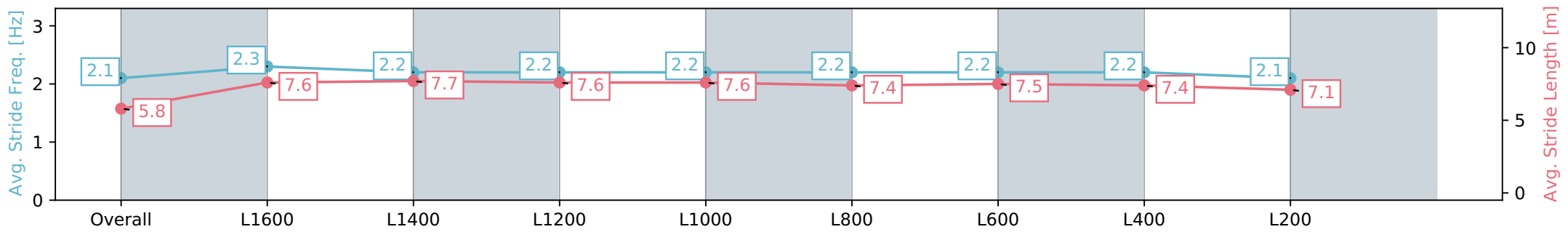
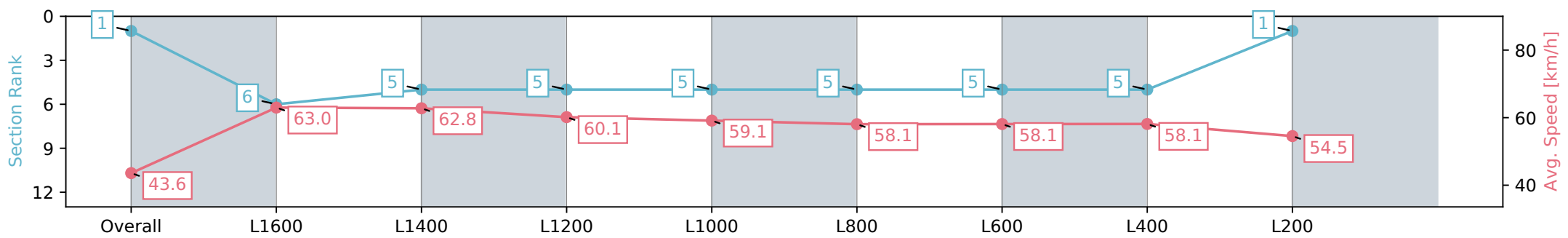
Gawler SA - Professional
 Race 5: INTERFET Timor 25 Years Benchmark 58 Handicap
 (Heat of Provincial Pathways Series) - 1722m



25 April 2024 - 3:07PM

Track Rating: Soft 5, Weather: Overcast, Rail Position: +4m Entire, Sectional 608m

Section	Overall	L1600	L1400	L1200	L1000	L800	L600	L400	L200
Section Times	1:47.92 [1] (0:10.12)	1:37.80 [6] (0:11.56)	1:26.23 [5] (0:11.46)	1:14.77 [5] (0:11.99)	1:02.78 [5] (0:12.20)	0:50.58 [5] (0:12.46)	0:38.12 [5] (0:12.51)	0:25.61 [5] (0:12.43)	0:13.18 [1] (0:13.18)
Average Speed [km/h]	43.6	63.0	62.8	60.1	59.1	58.1	58.1	58.1	54.5
Top Speed [km/h]	60.3	64.1	63.5	62.0	59.6	58.8	59.7	58.9	57.5
Avg. Dist. to Rail [m]	5.9	2.2	0.8	0.8	1.1	0.9	1.6	2.6	3.4
Avg. Stride Freq. [Hz]	2.1	2.3	2.2	2.2	2.2	2.2	2.2	2.2	2.1
Avg. Stride Length [m]	5.8	7.6	7.7	7.6	7.6	7.4	7.5	7.4	7.1



[] Ranking at each section and finish
 -:-:- No data available at this section
 NA No data available

Horse/Jockey Name	WEEKEND WARRIOR/Zoe Lloyd
Finish Rank	2
Fastest Section Time (Section)	0:11.56 (L1600)
Top Speed [km/h] (Section)	63.3 (L1400)
Race State	Finished



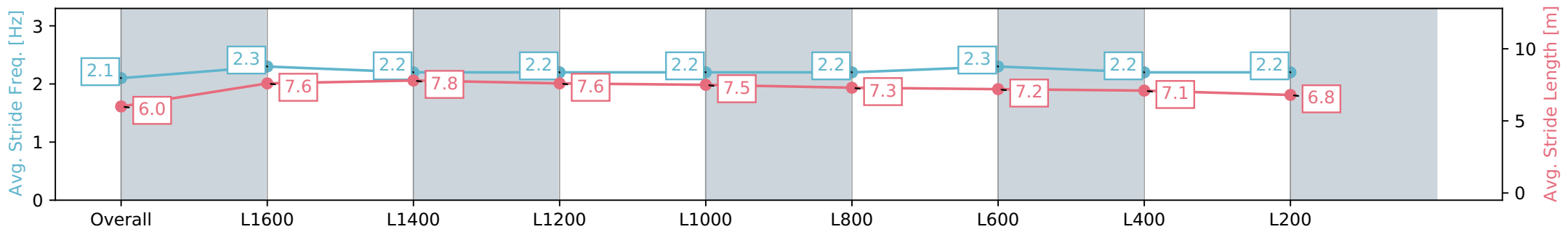
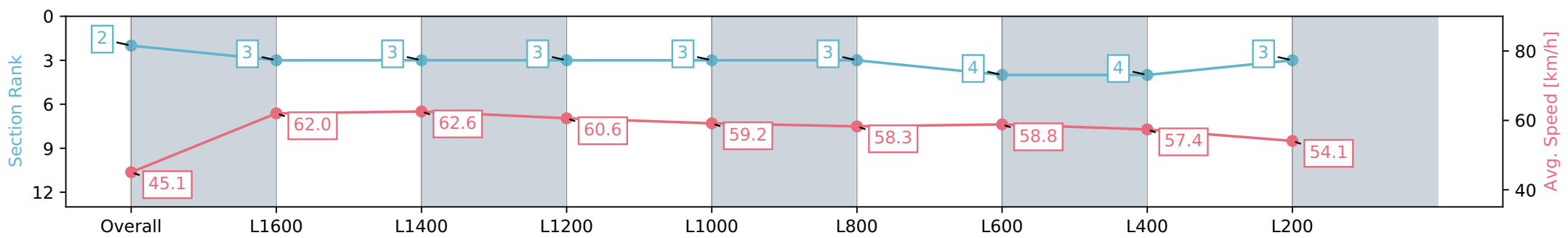
Gawler SA - Professional
 Race 5: INTERFET Timor 25 Years Benchmark 58 Handicap
 (Heat of Provincial Pathways Series) - 1722m



25 April 2024 - 3:07PM

Track Rating: Soft 5, Weather: Overcast, Rail Position: +4m Entire, Sectional 608m

Section	Overall	L1600	L1400	L1200	L1000	L800	L600	L400	L200
Section Times	1:48.12 [2] (0:09.78)	1:38.34 [3] (0:11.67)	1:26.67 [3] (0:11.56)	1:15.11 [3] (0:11.92)	1:03.19 [3] (0:12.26)	0:50.93 [3] (0:12.55)	0:38.38 [4] (0:12.40)	0:25.98 [4] (0:12.67)	0:13.31 [3] (0:13.31)
Average Speed [km/h]	45.1	62.0	62.6	60.6	59.2	58.3	58.8	57.4	54.1
Top Speed [km/h]	60.9	63.2	63.3	62.8	59.6	59.3	59.3	58.3	56.3
Avg. Dist. to Rail [m]	1.7	1.4	2.7	2.7	2.7	2.6	3.0	6.0	7.5
Avg. Stride Freq. [Hz]	2.1	2.3	2.2	2.2	2.2	2.2	2.3	2.2	2.2
Avg. Stride Length [m]	6.0	7.6	7.8	7.6	7.5	7.3	7.2	7.1	6.8



[] Ranking at each section and finish
 -:-:- No data available at this section
 NA No data available

Horse/Jockey Name	RUN AND TELL/Lachlan Neindorf
Finish Rank	3
Fastest Section Time (Section)	0:11.53 (L1600)
Top Speed [km/h] (Section)	63.8 (L1600)
Race State	Finished



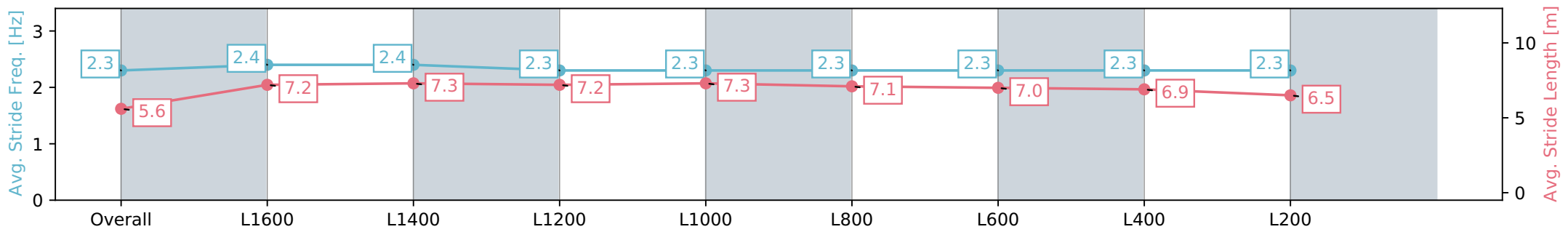
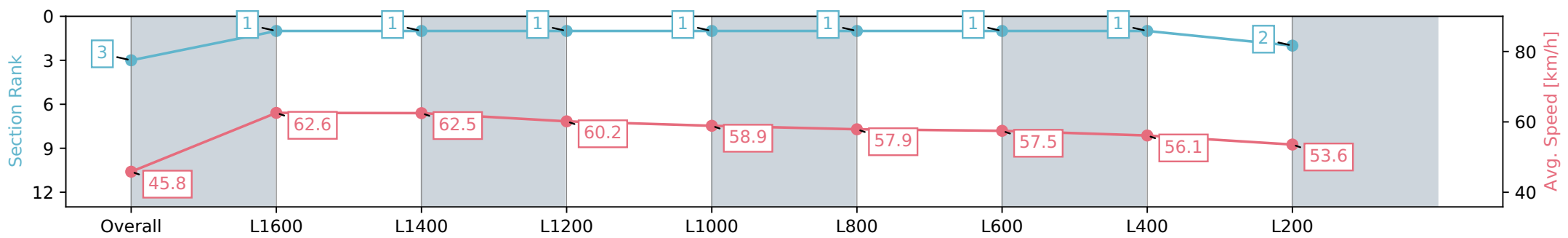
Gawler SA - Professional
 Race 5: INTERFET Timor 25 Years Benchmark 58 Handicap
 (Heat of Provincial Pathways Series) - 1722m



25 April 2024 - 3:07PM

Track Rating: Soft 5, Weather: Overcast, Rail Position: +4m Entire, Sectional 608m

Section	Overall	L1600	L1400	L1200	L1000	L800	L600	L400	L200
Section Times	1:48.26 [3] (0:09.63)	1:38.63 [1] (0:11.56)	1:27.07 [1] (0:11.53)	1:15.54 [1] (0:11.93)	1:03.61 [1] (0:12.24)	0:51.37 [1] (0:12.45)	0:38.92 [1] (0:12.56)	0:26.35 [1] (0:12.87)	0:13.48 [2] (0:13.48)
Average Speed [km/h]	45.8	62.6	62.5	60.2	58.9	57.9	57.5	56.1	53.6
Top Speed [km/h]	63.0	63.8	63.6	62.3	59.8	58.4	58.5	56.8	55.9
Avg. Dist. to Rail [m]	3.2	1.1	0.6	1.2	0.4	0.4	0.9	4.0	6.5
Avg. Stride Freq. [Hz]	2.3	2.4	2.4	2.3	2.3	2.3	2.3	2.3	2.3
Avg. Stride Length [m]	5.6	7.2	7.3	7.2	7.3	7.1	7.0	6.9	6.5



[] Ranking at each section and finish
 -:-:- No data available at this section
 NA No data available

Horse/Jockey Name	SHADOW HAWK/Caitlin Jones
Finish Rank	4
Fastest Section Time (Section)	0:11.56 (L1600)
Top Speed [km/h] (Section)	62.9 (L1400)
Race State	Finished



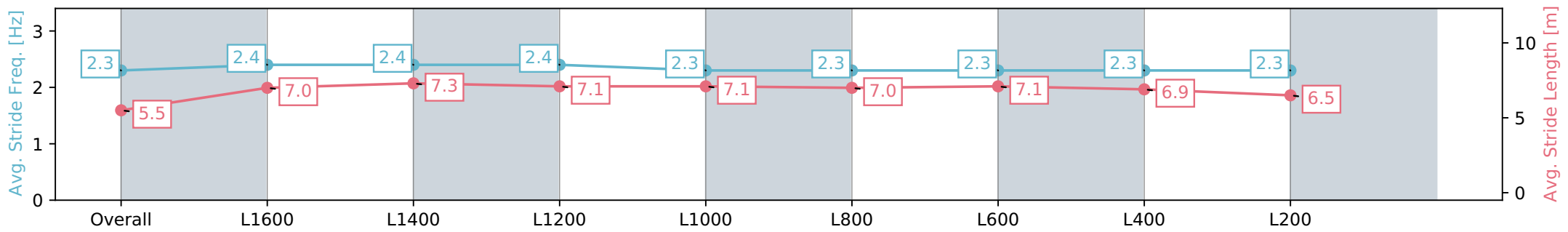
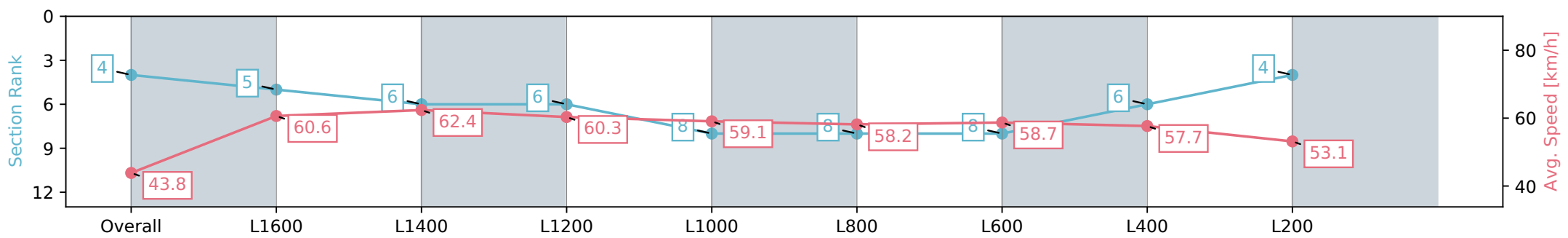
Gawler SA - Professional
 Race 5: INTERFET Timor 25 Years Benchmark 58 Handicap
 (Heat of Provincial Pathways Series) - 1722m



25 April 2024 - 3:07PM

Track Rating: Soft 5, Weather: Overcast, Rail Position: +4m Entire, Sectional 608m

Section	Overall	L1600	L1400	L1200	L1000	L800	L600	L400	L200
Section Times	1:48.46 [4] (0:10.07)	1:38.39 [5] (0:11.83)	1:26.56 [6] (0:11.56)	1:14.99 [6] (0:11.92)	1:03.07 [8] (0:12.20)	0:50.87 [8] (0:12.52)	0:38.35 [8] (0:12.31)	0:26.04 [6] (0:12.48)	0:13.56 [4] (0:13.56)
Average Speed [km/h]	43.8	60.6	62.4	60.3	59.1	58.2	58.7	57.7	53.1
Top Speed [km/h]	58.9	61.9	62.9	62.5	59.9	58.8	59.4	58.9	55.4
Avg. Dist. to Rail [m]	0.6	0.5	0.6	0.6	0.9	1.2	1.3	1.4	2.0
Avg. Stride Freq. [Hz]	2.3	2.4	2.4	2.4	2.3	2.3	2.3	2.3	2.3
Avg. Stride Length [m]	5.5	7.0	7.3	7.1	7.1	7.0	7.1	6.9	6.5



- [] Ranking at each section and finish
- :-:- No data available at this section
- NA No data available

Horse/Jockey Name	INAGURATE/Dom Tourneur
Finish Rank	5
Fastest Section Time (Section)	0:11.45 (L1600)
Top Speed [km/h] (Section)	63.6 (L1400)
Race State	Finished



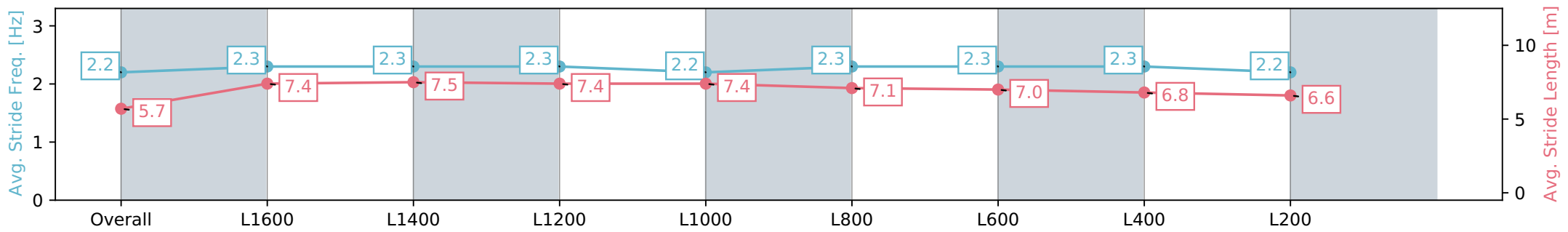
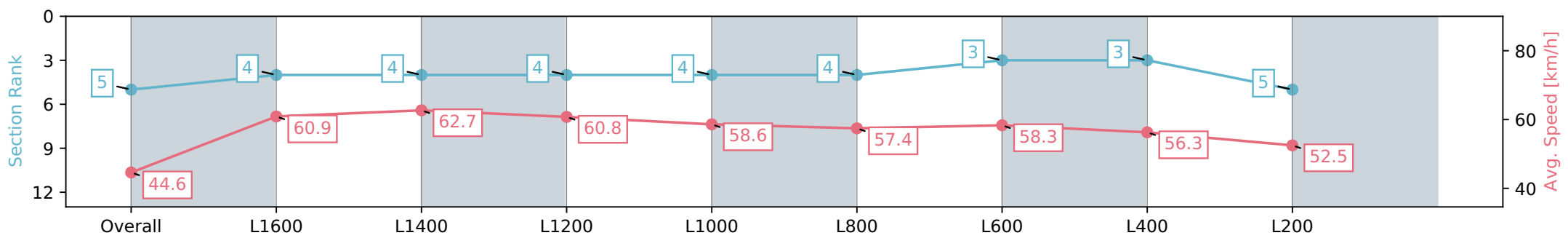
Gawler SA - Professional
 Race 5: INTERFET Timor 25 Years Benchmark 58 Handicap
 (Heat of Provincial Pathways Series) - 1722m



25 April 2024 - 3:07PM

Track Rating: Soft 5, Weather: Overcast, Rail Position: +4m Entire, Sectional 608m

Section	Overall	L1600	L1400	L1200	L1000	L800	L600	L400	L200
Section Times	1:48.73 [5] (0:09.83)	1:38.90 [4] (0:11.83)	1:27.07 [4] (0:11.45)	1:15.62 [4] (0:11.87)	1:03.75 [4] (0:12.27)	0:51.48 [4] (0:12.45)	0:39.03 [3] (0:12.39)	0:26.64 [3] (0:12.90)	0:13.74 [5] (0:13.74)
Average Speed [km/h]	44.6	60.9	62.7	60.8	58.6	57.4	58.3	56.3	52.5
Top Speed [km/h]	59.9	62.8	63.6	62.4	59.2	58.4	58.9	57.3	53.9
Avg. Dist. to Rail [m]	1.5	0.3	0.4	0.5	0.4	0.9	1.1	4.8	6.8
Avg. Stride Freq. [Hz]	2.2	2.3	2.3	2.3	2.2	2.3	2.3	2.3	2.2
Avg. Stride Length [m]	5.7	7.4	7.5	7.4	7.4	7.1	7.0	6.8	6.6



[] Ranking at each section and finish
 -:-:- No data available at this section
 NA No data available

Horse/Jockey Name	ESKY/Caitlin Tootell
Finish Rank	6
Fastest Section Time (Section)	0:11.65 (L1600)
Top Speed [km/h] (Section)	63.1 (L1600)
Race State	Finished



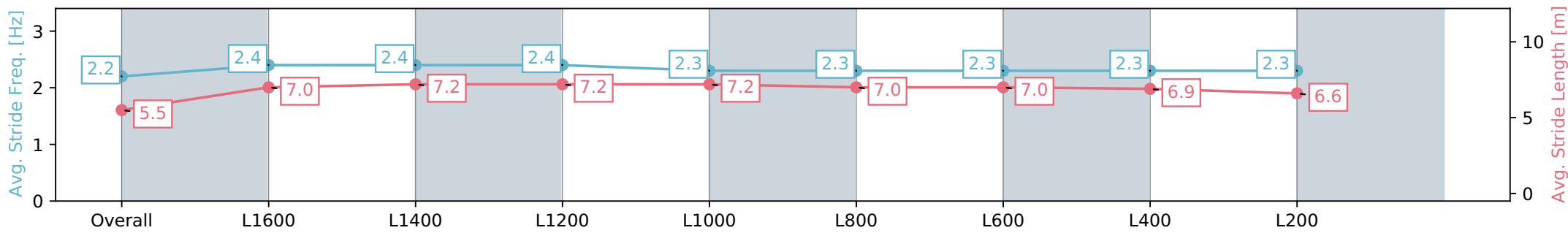
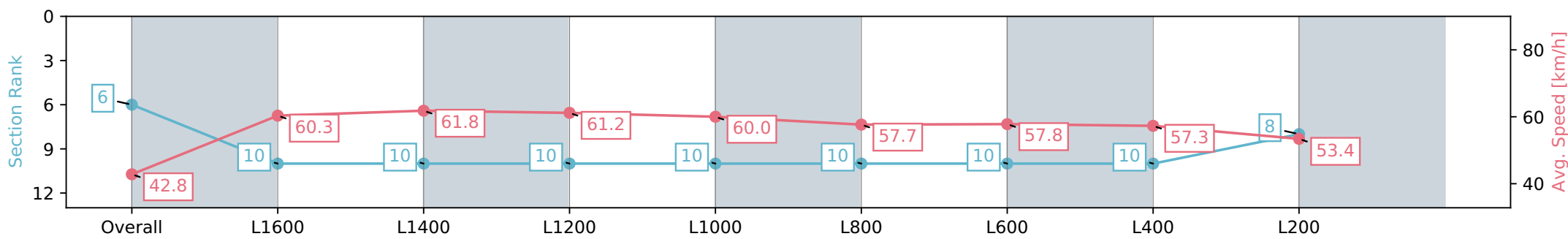
Gawler SA - Professional
 Race 5: INTERFET Timor 25 Years Benchmark 58 Handicap
 (Heat of Provincial Pathways Series) - 1722m



25 April 2024 - 3:07PM

Track Rating: Soft 5, Weather: Overcast, Rail Position: +4m Entire, Sectional 608m

Section	Overall	L1600	L1400	L1200	L1000	L800	L600	L400	L200
Section Times	1:48.83 [6] (0:10.28)	1:38.55 [10] (0:11.99)	1:26.56 [10] (0:11.65)	1:14.91 [10] (0:11.74)	1:03.17 [10] (0:12.03)	0:51.14 [10] (0:12.50)	0:38.64 [10] (0:12.54)	0:26.10 [10] (0:12.65)	0:13.45 [8] (0:13.45)
Average Speed [km/h]	42.8	60.3	61.8	61.2	60.0	57.7	57.8	57.3	53.4
Top Speed [km/h]	60.6	63.1	62.7	62.6	60.6	58.2	59.6	59.1	55.4
Avg. Dist. to Rail [m]	1.1	0.7	0.5	0.5	0.6	0.3	1.3	3.6	3.8
Avg. Stride Freq. [Hz]	2.2	2.4	2.4	2.4	2.3	2.3	2.3	2.3	2.3
Avg. Stride Length [m]	5.5	7.0	7.2	7.2	7.2	7.0	7.0	6.9	6.6



[] Ranking at each section and finish
 -:-:- No data available at this section
 NA No data available

Horse/Jockey Name	CAPRICORN RIDGE/Margaret Collett
Finish Rank	7
Fastest Section Time (Section)	0:11.67 (L1600)
Top Speed [km/h] (Section)	62.8 (L1200)
Race State	Finished



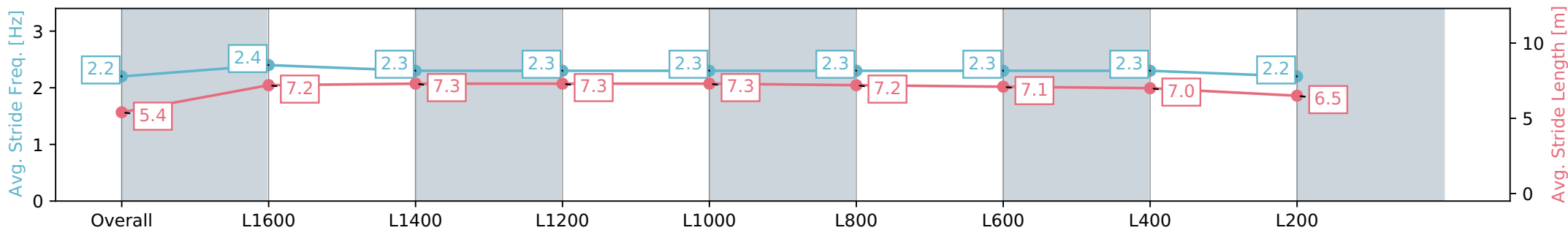
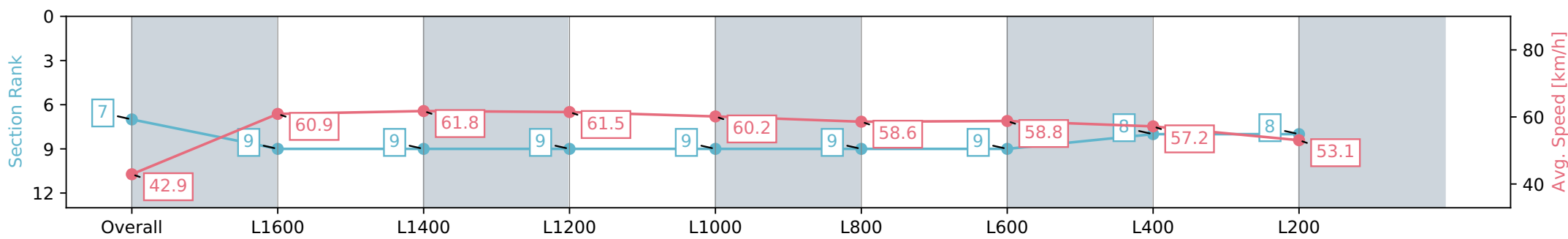
Gawler SA - Professional
 Race 5: INTERFET Timor 25 Years Benchmark 58 Handicap
 (Heat of Provincial Pathways Series) - 1722m



25 April 2024 - 3:07PM

Track Rating: Soft 5, Weather: Overcast, Rail Position: +4m Entire, Sectional 608m

Section	Overall	L1600	L1400	L1200	L1000	L800	L600	L400	L200
Section Times	1:48.92 [7] (0:10.21)	1:38.71 [9] (0:12.01)	1:26.70 [9] (0:11.67)	1:15.03 [9] (0:11.71)	1:03.32 [9] (0:12.08)	0:51.24 [9] (0:12.48)	0:38.76 [9] (0:12.47)	0:26.29 [8] (0:12.75)	0:13.54 [8] (0:13.54)
Average Speed [km/h]	42.9	60.9	61.8	61.5	60.2	58.6	58.8	57.2	53.1
Top Speed [km/h]	57.7	62.3	62.8	62.8	60.8	59.2	59.2	57.7	55.6
Avg. Dist. to Rail [m]	4.3	2.0	1.6	2.1	2.7	2.7	3.8	6.7	8.8
Avg. Stride Freq. [Hz]	2.2	2.4	2.3	2.3	2.3	2.3	2.3	2.3	2.2
Avg. Stride Length [m]	5.4	7.2	7.3	7.3	7.3	7.2	7.1	7.0	6.5



[] Ranking at each section and finish
 -:-:- No data available at this section
 NA No data available

Horse/Jockey Name	MUFFLA/Todd Pannell
Finish Rank	8
Fastest Section Time (Section)	0:11.54 (L1600)
Top Speed [km/h] (Section)	64.2 (L1600)
Race State	Finished



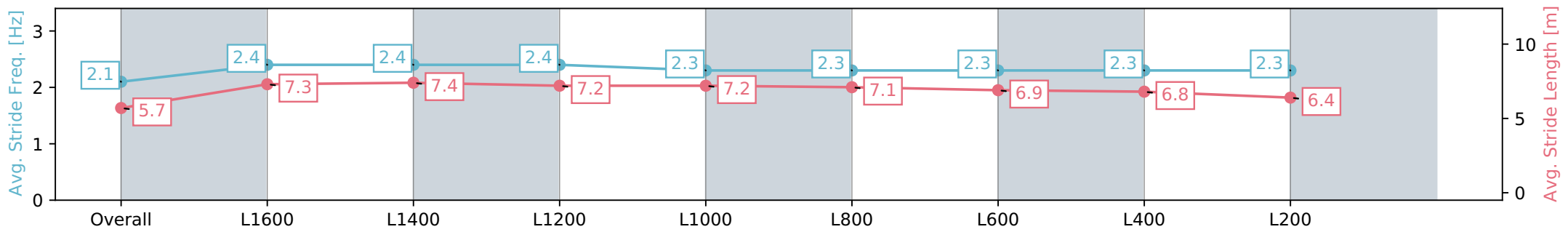
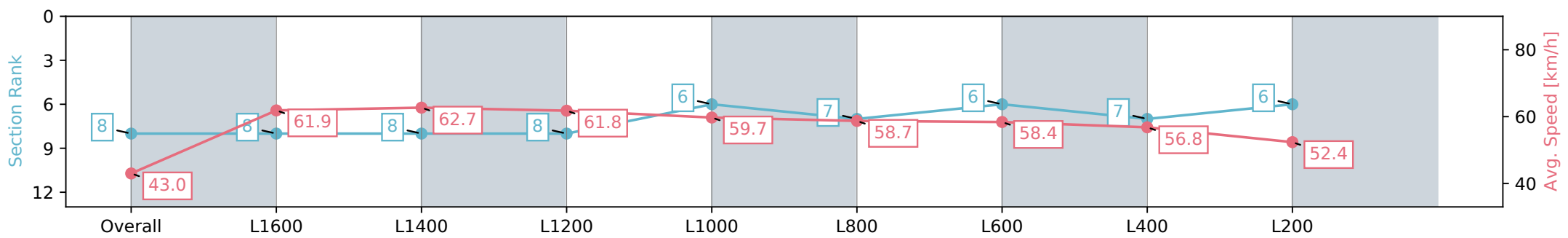
Gawler SA - Professional
 Race 5: INTERFET Timor 25 Years Benchmark 58 Handicap
 (Heat of Provincial Pathways Series) - 1722m



25 April 2024 - 3:07PM

Track Rating: Soft 5, Weather: Overcast, Rail Position: +4m Entire, Sectional 608m

Section	Overall	L1600	L1400	L1200	L1000	L800	L600	L400	L200
Section Times	1:49.01 [8] (0:10.21)	1:38.80 [8] (0:11.89)	1:26.91 [8] (0:11.54)	1:15.37 [8] (0:11.69)	1:03.68 [6] (0:12.11)	0:51.57 [7] (0:12.47)	0:39.10 [6] (0:12.56)	0:26.53 [7] (0:12.80)	0:13.73 [6] (0:13.73)
Average Speed [km/h]	43.0	61.9	62.7	61.8	59.7	58.7	58.4	56.8	52.4
Top Speed [km/h]	57.9	64.2	63.6	63.1	60.9	59.5	59.5	58.7	54.3
Avg. Dist. to Rail [m]	7.0	3.4	2.2	2.2	2.6	3.0	3.5	6.2	8.2
Avg. Stride Freq. [Hz]	2.1	2.4	2.4	2.4	2.3	2.3	2.3	2.3	2.3
Avg. Stride Length [m]	5.7	7.3	7.4	7.2	7.2	7.1	6.9	6.8	6.4



Report Created: Thu 25 April 2024 15:54:28 GMT+10 (Note: Timing is based on positional data)

- [] Ranking at each section and finish
- :-:- No data available at this section
- NA No data available

Horse/Jockey Name	PANDARUS/Nichola Yuen
Finish Rank	9
Fastest Section Time (Section)	0:11.53 (L1600)
Top Speed [km/h] (Section)	63.8 (L1400)
Race State	Finished



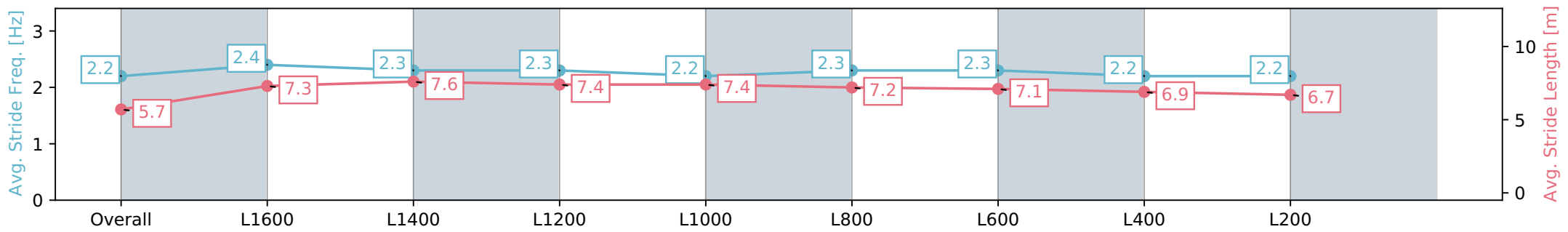
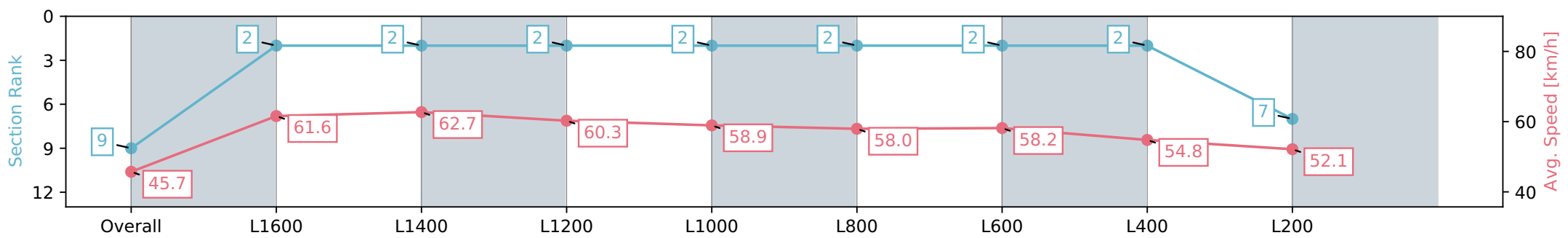
Gawler SA - Professional
 Race 5: INTERFET Timor 25 Years Benchmark 58 Handicap
 (Heat of Provincial Pathways Series) - 1722m



25 April 2024 - 3:07PM

Track Rating: Soft 5, Weather: Overcast, Rail Position: +4m Entire, Sectional 608m

Section	Overall	L1600	L1400	L1200	L1000	L800	L600	L400	L200
Section Times	1:49.13 [9] (0:09.66)	1:39.47 [2] (0:11.71)	1:27.76 [2] (0:11.53)	1:16.23 [2] (0:11.95)	1:04.28 [2] (0:12.26)	0:52.02 [2] (0:12.49)	0:39.53 [2] (0:12.48)	0:27.05 [2] (0:13.27)	0:13.78 [7] (0:13.78)
Average Speed [km/h]	45.7	61.6	62.7	60.3	58.9	58.0	58.2	54.8	52.1
Top Speed [km/h]	61.7	62.6	63.8	61.4	59.7	59.0	59.0	56.9	54.4
Avg. Dist. to Rail [m]	0.8	0.6	1.9	1.6	2.0	0.6	1.8	5.5	6.2
Avg. Stride Freq. [Hz]	2.2	2.4	2.3	2.3	2.2	2.3	2.3	2.2	2.2
Avg. Stride Length [m]	5.7	7.3	7.6	7.4	7.4	7.2	7.1	6.9	6.7



[] Ranking at each section and finish
 -:-:- No data available at this section
 NA No data available

Horse/Jockey Name	STAYING STRONG/Dylan Caboche
Finish Rank	10
Fastest Section Time (Section)	0:11.53 (L1600)
Top Speed [km/h] (Section)	63.0 (L1400)
Race State	Finished



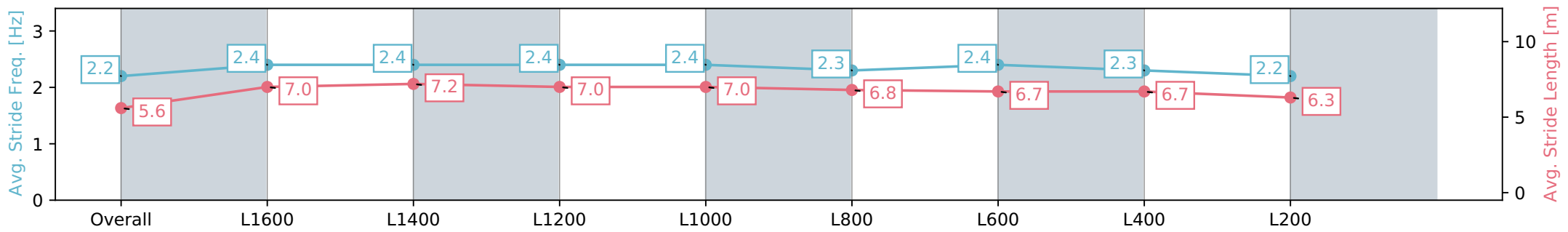
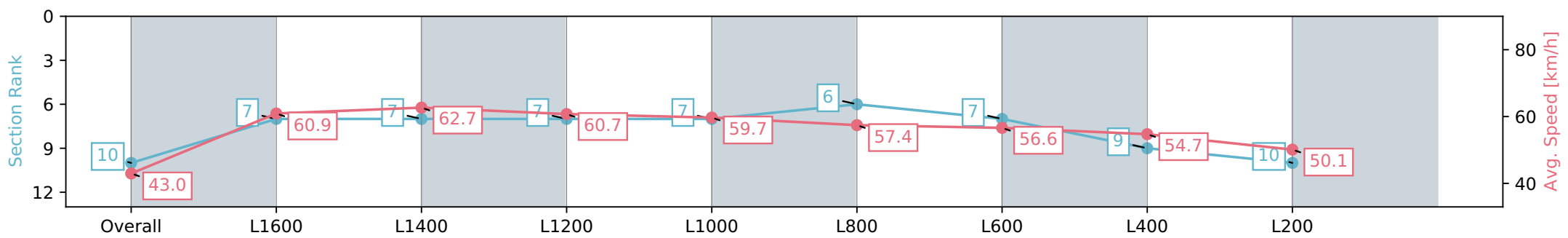
Gawler SA - Professional
 Race 5: INTERFET Timor 25 Years Benchmark 58 Handicap
 (Heat of Provincial Pathways Series) - 1722m



25 April 2024 - 3:07PM

Track Rating: Soft 5, Weather: Overcast, Rail Position: +4m Entire, Sectional 608m

Section	Overall	L1600	L1400	L1200	L1000	L800	L600	L400	L200
Section Times	1:50.27 [10] (0:10.15)	1:40.12 [7] (0:11.81)	1:28.31 [7] (0:11.53)	1:16.78 [7] (0:11.85)	1:04.93 [7] (0:12.06)	0:52.87 [6] (0:12.60)	0:40.27 [7] (0:12.72)	0:27.55 [9] (0:13.21)	0:14.34 [10] (0:14.34)
Average Speed [km/h]	43.0	60.9	62.7	60.7	59.7	57.4	56.6	54.7	50.1
Top Speed [km/h]	60.1	62.5	63.0	62.2	60.8	58.1	57.3	56.0	52.4
Avg. Dist. to Rail [m]	1.0	0.2	0.6	0.4	0.7	0.7	0.4	1.0	2.5
Avg. Stride Freq. [Hz]	2.2	2.4	2.4	2.4	2.4	2.3	2.4	2.3	2.2
Avg. Stride Length [m]	5.6	7.0	7.2	7.0	7.0	6.8	6.7	6.7	6.3



[] Ranking at each section and finish
 -:-:- No data available at this section
 NA No data available