



RACING SA

Gawler SA

Race 4: The Gallipoli Memorial Trophy Benchmark 56 Handicap - 2118m

25 April 2024 - 2:28PM



Track Rating: Soft 5, Weather: Overcast, Rail Position: +4m Entire, Sectional 608m

Section								Overall	L2000	L1800	L1600	L1400	L1200		
Field Times								2:17.00 (0:10.40)	2:06.60 (0:11.89)	1:54.72 (0:12.15)	1:42.56 (0:12.14)	1:30.43 (0:12.13)	1:18.30 (0:12.60)		
Position	#	Horse/Jockey	Barrier	Top Speed [km/h]	Fastest Section	First 400m								Distance Travelled From Winner [m]	
1	3	RED SEQUOIA Dom Tourneur	7	60.8 1400-1200	0:12.05 1600-1400	0:28.88	2:17.00 (0:11.28)	2:05.71 [8] (0:12.33)	1:53.38 [9] (0:12.67)	1:40.71 [9] (0:12.26)	1:28.45 [9] (0:12.05)	1:16.40 [9] (0:12.23)			
2	7	D'ISLES Zoe Lloyd	4	60.4 1400-1200	0:12.16 1600-1400	0:28.56	2:17.51 (0:10.99)	2:06.52 [7] (0:12.32)	1:54.20 [7] (0:12.57)	1:41.62 [7] (0:12.33)	1:29.29 [7] (0:12.16)	1:17.13 [8] (0:12.30)	+7		
3	4	SESAR Ben Price	2	61.1 1200-1000	0:12.03 1600-1400	0:29.17	2:17.76 (0:11.45)	2:06.31 [10] (0:12.50)	1:53.81 [10] (0:12.75)	1:41.06 [10] (0:12.30)	1:28.76 [10] (0:12.03)	1:16.73 [10] (0:12.22)	-5		
4	8	LEADER'S PRIDE Margaret Collett	9	60.6 1600-1400	0:12.01 1800-1600	0:27.67	2:18.71 (0:10.50)	2:08.21 [2] (0:12.16)	1:56.05 [2] (0:12.17)	1:43.88 [2] (0:12.01)	1:31.87 [2] (0:12.08)	1:19.79 [2] (0:12.54)	-5		
5	1	THINK TANK Todd Pannell	6	60.5 1600-1400	0:12.19 1600-1400	0:28.11	2:18.87 (0:10.70)	2:08.17 [3] (0:12.31)	1:55.86 [5] (0:12.38)	1:43.48 [5] (0:12.24)	1:31.24 [5] (0:12.19)	1:19.05 [5] (0:12.42)	+1		
6	9	BUGATTI GOLD Nichola Yuen	10	62.3 2000-1800	0:11.89 2200-2000	0:27.30	2:18.94 (0:10.39)	2:08.55 [1] (0:11.89)	1:56.66 [1] (0:12.15)	1:44.51 [1] (0:12.14)	1:32.37 [1] (0:12.12)	1:20.25 [1] (0:12.60)	-9		
7	10	APACHE STATION Anna Jordsjo	5	60.9 1400-1200	0:12.01 1800-1600	0:27.87	2:19.01 (0:10.79)	2:08.22 [4] (0:12.07)	1:56.15 [4] (0:12.18)	1:43.97 [4] (0:12.01)	1:31.96 [4] (0:12.08)	1:19.88 [4] (0:12.74)	-12		
8	6	MR COYNE Caitlin Tootell	8	61.0 2000-1800	0:11.99 2200-2000	0:27.77	2:19.41 (0:10.79)	2:08.62 [5] (0:11.99)	1:56.63 [3] (0:12.13)	1:44.50 [3] (0:12.04)	1:32.46 [3] (0:12.14)	1:20.32 [3] (0:12.56)	+0		
9	5	ZOFFANY ROCKET Sophie Logan	1	60.2 1400-1200	0:12.13 1600-1400	0:28.42	2:20.26 (0:10.92)	2:09.34 [6] (0:12.34)	1:57.00 [6] (0:12.51)	1:44.49 [6] (0:12.32)	1:32.17 [6] (0:12.13)	1:20.04 [7] (0:12.32)	+2		
10	2	SWANKYTOFF Sairyn Fawke	3	61.5 1400-1200	0:11.93 1600-1400	0:28.70	2:20.61 (0:11.42)	2:09.19 [9] (0:12.15)	1:57.04 [8] (0:12.48)	1:44.56 [8] (0:12.20)	1:32.36 [8] (0:11.93)	1:20.43 [6] (0:12.26)	-5		

- [] Position in running at each section and finish
- # Saddle cloth number
- :-:- No data available at this section
- DNF Did not finish
- NA No data available
- DNT Did not track
- █ Background shading for fastest section



RACING SA

Gawler SA

Race 4: The Gallipoli Memorial Trophy Benchmark 56 Handicap - 2118m

25 April 2024 - 2:28PM



Track Rating: Soft 5, Weather: Overcast, Rail Position: +4m Entire, Sectional 608m

Section													
Field Times		L1000	L800	L600	L400	L200							
		1:05.70	0:52.97	0:39.94	0:26.49	0:13.21							
		(0:12.73)	(0:13.03)	(0:13.45)	(0:13.28)	(0:13.21)							
Position	#	Horse/Jockey	Barrier	Top Speed [km/h]	Fastest Section	First 400m	L1000	L800	L600	L400	L200	Margin	Distance Travelled From Winner [m]
1	3	RED SEQUOIA	7	60.8	0:12.05	0:28.88	1:04.17 [9]	0:51.71 [8]	0:39.20 [7]	0:26.10 [6]	0:13.21 [1]	2:17.00	
		Dom Tourneur		1400-1200	1600-1400		(0:12.46)	(0:12.51)	(0:13.10)	(0:12.89)	(0:13.21)		
2	7	D'ISLES	4	60.4	0:12.16	0:28.56	1:04.83 [8]	0:52.20 [9]	0:39.45 [9]	0:26.26 [10]	0:13.34 [2]	0.51L	+7
		Zoe Lloyd		1400-1200	1600-1400		(0:12.63)	(0:12.75)	(0:13.19)	(0:12.92)	(0:13.34)		
3	4	SESAR	2	61.1	0:12.03	0:29.17	1:04.51 [10]	0:52.06 [10]	0:39.65 [10]	0:26.68 [7]	0:13.50 [3]	0.25L	-5
		Ben Price		1200-1000	1600-1400		(0:12.45)	(0:12.41)	(0:12.97)	(0:13.18)	(0:13.50)		
4	8	LEADER'S PRIDE	9	60.6	0:12.01	0:27.67	1:07.25 [2]	0:54.60 [2]	0:41.65 [1]	0:28.20 [1]	0:14.31 [5]	0.95L	-5
		Margaret Collett		1600-1400	1800-1600		(0:12.65)	(0:12.95)	(0:13.45)	(0:13.89)	(0:14.31)		
5	1	THINK TANK	6	60.5	0:12.19	0:28.11	1:06.63 [5]	0:54.17 [5]	0:41.36 [5]	0:28.20 [3]	0:14.56 [4]	0.16L	+1
		Todd Pannell		1600-1400	1600-1400		(0:12.46)	(0:12.81)	(0:13.16)	(0:13.64)	(0:14.56)		
6	9	BUGATTI GOLD	10	62.3	0:11.89	0:27.30	1:07.65 [1]	0:54.92 [1]	0:41.84 [2]	0:28.36 [2]	0:14.43 [6]	0.07L	-9
		Nichola Yuen		2000-1800	2200-2000		(0:12.73)	(0:13.08)	(0:13.48)	(0:13.93)	(0:14.43)		
7	10	APACHE STATION	5	60.9	0:12.01	0:27.87	1:07.14 [4]	0:54.58 [4]	0:41.62 [3]	0:28.22 [4]	0:14.42 [7]	0.07L	-12
		Anna Jordsjo		1400-1200	1800-1600		(0:12.56)	(0:12.96)	(0:13.40)	(0:13.80)	(0:14.42)		
8	6	MR COYNE	8	61.0	0:11.99	0:27.77	1:07.76 [3]	0:55.09 [3]	0:41.98 [4]	0:28.61 [5]	0:14.70 [9]	0.4L	+0
		Caitlin Tootell		2000-1800	2200-2000		(0:12.67)	(0:13.11)	(0:13.37)	(0:13.91)	(0:14.70)		
9	5	ZOFFANY ROCKET	1	60.2	0:12.13	0:28.42	1:07.72 [7]	0:55.11 [7]	0:42.37 [8]	0:29.09 [8]	0:15.65 [8]	0.85L	+2
		Sophie Logan		1400-1200	1600-1400		(0:12.61)	(0:12.74)	(0:13.28)	(0:13.44)	(0:15.65)		
10	2	SWANKYTOFF	3	61.5	0:11.93	0:28.70	1:08.17 [6]	0:55.65 [6]	0:42.84 [6]	0:29.43 [9]	0:15.49 [10]	0.35L	-5
		Sairyn Fawke		1400-1200	1600-1400		(0:12.52)	(0:12.81)	(0:13.41)	(0:13.94)	(0:15.49)		

- [] Position in running at each section and finish
- # Saddle cloth number
- :-:- No data available at this section
- DNF Did not finish
- NA No data available
- DNT Did not track
- █ Background shading for fastest section

Horse/Jockey Name	RED SEQUOIA/Dom Tourneur
Finish Rank	1
Fastest Section Time (Section)	0:12.05 (L1600)
Top Speed [km/h] (Section)	60.8 (L1400)
Race State	Finished



Gawler SA - Professional

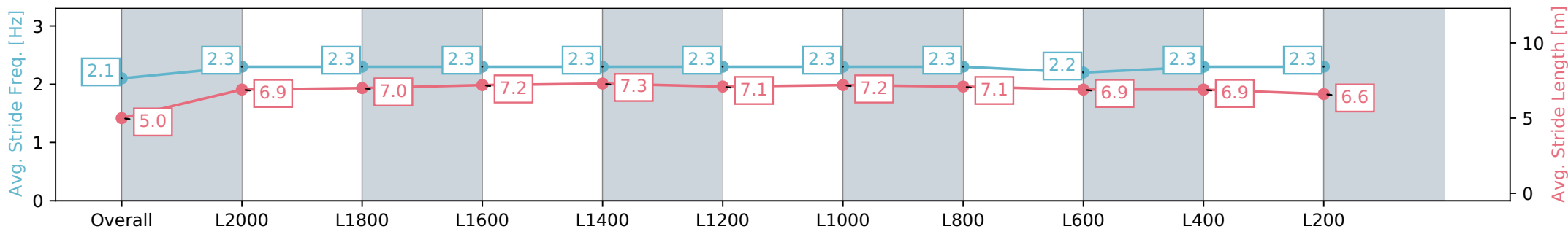
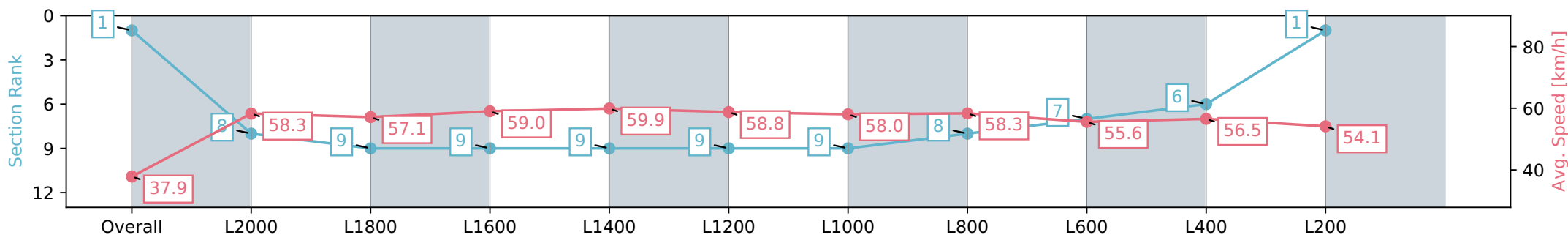
Race 4: The Gallipoli Memorial Trophy Benchmark 56 Handicap - 2118m

25 April 2024 - 2:28PM

Track Rating: Soft 5, Weather: Overcast, Rail Position: +4m Entire, Sectional 608m



Section	Overall	L2000	L1800	L1600	L1400	L1200	L1000	L800	L600	L400	L200
Section Times	2:17.00 [1] (0:11.28)	2:05.71 [8] (0:12.33)	1:53.38 [9] (0:12.67)	1:40.71 [9] (0:12.26)	1:28.45 [9] (0:12.05)	1:16.40 [9] (0:12.23)	1:04.17 [9] (0:12.46)	0:51.71 [8] (0:12.51)	0:39.20 [7] (0:13.10)	0:26.10 [6] (0:12.89)	0:13.21 [1] (0:13.21)
Average Speed [km/h]	37.9	58.3	57.1	59.0	59.9	58.8	58.0	58.3	55.6	56.5	54.1
Top Speed [km/h]	58.4	59.4	58.3	60.4	60.8	60.2	59.4	59.7	57.3	57.0	55.5
Avg. Dist. to Rail [m]	6.4	1.0	0.6	0.9	1.8	1.3	1.8	1.8	2.7	6.4	7.6
Avg. Stride Freq. [Hz]	2.1	2.3	2.3	2.3	2.3	2.3	2.3	2.3	2.2	2.3	2.3
Avg. Stride Length [m]	5.0	6.9	7.0	7.2	7.3	7.1	7.2	7.1	6.9	6.9	6.6



- [] Ranking at each section and finish
- :-:- No data available at this section
- NA No data available

Horse/Jockey Name	D'ISLES/Zoe Lloyd
Finish Rank	2
Fastest Section Time (Section)	0:12.16 (L1600)
Top Speed [km/h] (Section)	60.4 (L1400)
Race State	Finished



Gawler SA - Professional

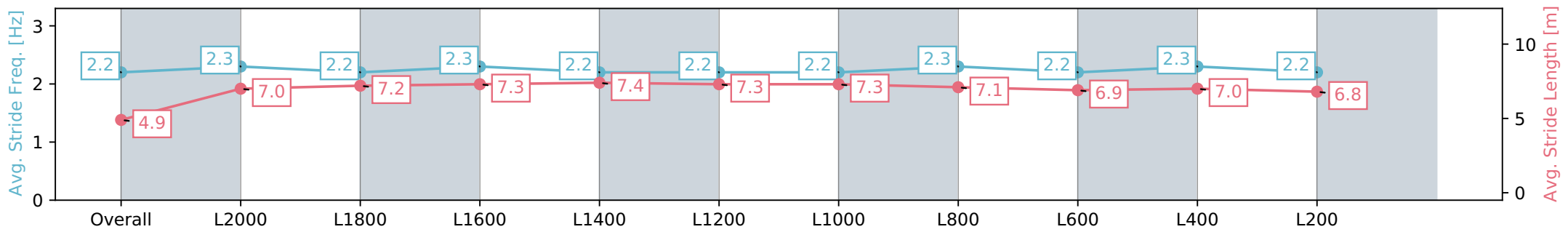
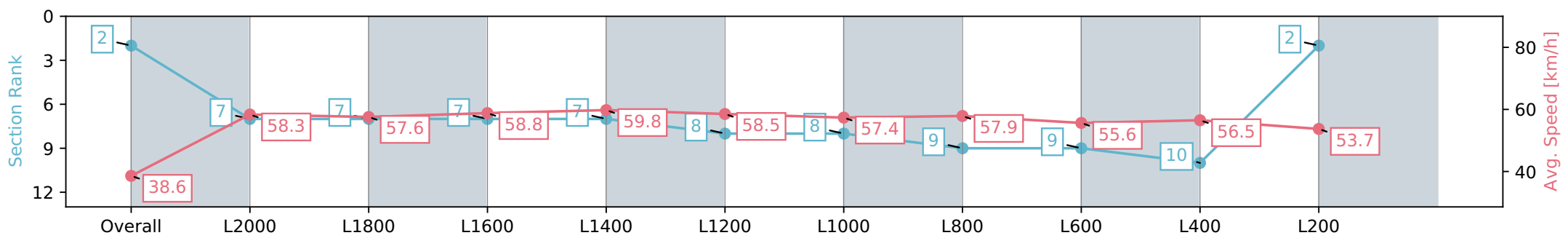
Race 4: The Gallipoli Memorial Trophy Benchmark 56 Handicap - 2118m

25 April 2024 - 2:28PM

Track Rating: Soft 5, Weather: Overcast, Rail Position: +4m Entire, Sectional 608m



Section	Overall	L2000	L1800	L1600	L1400	L1200	L1000	L800	L600	L400	L200
Section Times	2:17.51 [2] (0:10.99)	2:06.52 [7] (0:12.32)	1:54.20 [7] (0:12.57)	1:41.62 [7] (0:12.33)	1:29.29 [7] (0:12.16)	1:17.13 [8] (0:12.30)	1:04.83 [8] (0:12.63)	0:52.20 [9] (0:12.75)	0:39.45 [9] (0:13.19)	0:26.26 [10] (0:12.92)	0:13.34 [2] (0:13.34)
Average Speed [km/h]	38.6	58.3	57.6	58.8	59.8	58.5	57.4	57.9	55.6	56.5	53.7
Top Speed [km/h]	57.9	59.8	59.1	60.1	60.4	59.9	58.2	59.2	57.4	57.4	55.7
Avg. Dist. to Rail [m]	5.3	1.9	0.7	1.8	2.5	2.4	3.3	3.5	5.0	6.4	6.7
Avg. Stride Freq. [Hz]	2.2	2.3	2.2	2.3	2.2	2.2	2.2	2.3	2.2	2.3	2.2
Avg. Stride Length [m]	4.9	7.0	7.2	7.3	7.4	7.3	7.3	7.1	6.9	7.0	6.8



- [] Ranking at each section and finish
- :-:- No data available at this section
- NA No data available

Horse/Jockey Name	SESAR/Ben Price
Finish Rank	3
Fastest Section Time (Section)	0:12.03 (L1600)
Top Speed [km/h] (Section)	61.1 (L1200)
Race State	Finished



Gawler SA - Professional

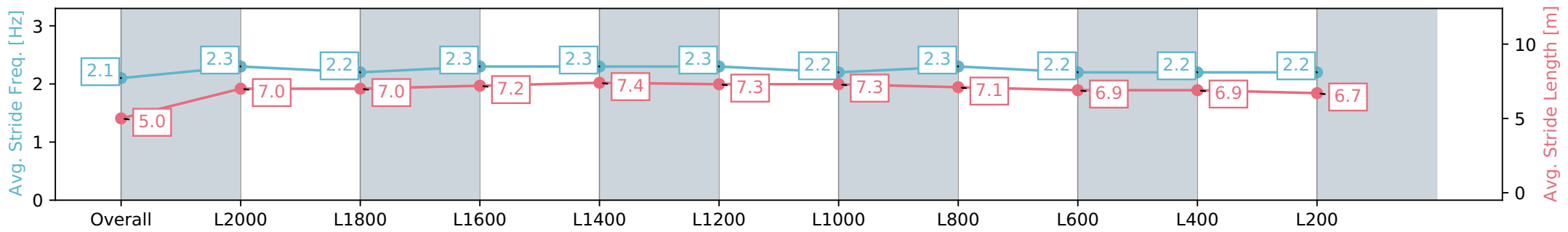
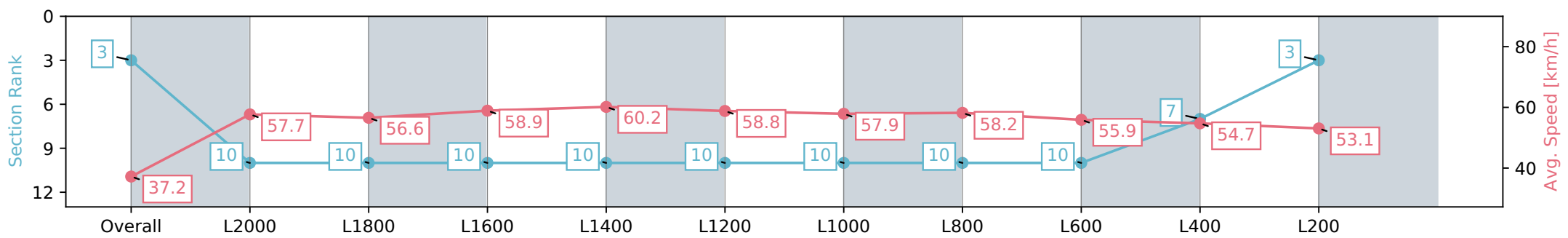
Race 4: The Gallipoli Memorial Trophy Benchmark 56 Handicap - 2118m

25 April 2024 - 2:28PM

Track Rating: Soft 5, Weather: Overcast, Rail Position: +4m Entire, Sectional 608m



Section	Overall	L2000	L1800	L1600	L1400	L1200	L1000	L800	L600	L400	L200
Section Times	2:17.76 [3] (0:11.45)	2:06.31 [10] (0:12.50)	1:53.81 [10] (0:12.75)	1:41.06 [10] (0:12.30)	1:28.76 [10] (0:12.03)	1:16.73 [10] (0:12.22)	1:04.51 [10] (0:12.45)	0:52.06 [10] (0:12.41)	0:39.65 [10] (0:12.97)	0:26.68 [7] (0:13.18)	0:13.50 [3] (0:13.50)
Average Speed [km/h]	37.2	57.7	56.6	58.9	60.2	58.8	57.9	58.2	55.9	54.7	53.1
Top Speed [km/h]	56.3	58.9	57.6	60.5	61.0	61.1	58.8	59.8	56.9	56.3	55.2
Avg. Dist. to Rail [m]	3.8	0.9	0.5	1.2	1.5	0.3	0.8	1.2	1.2	3.6	4.8
Avg. Stride Freq. [Hz]	2.1	2.3	2.2	2.3	2.3	2.3	2.2	2.3	2.2	2.2	2.2
Avg. Stride Length [m]	5.0	7.0	7.0	7.2	7.4	7.3	7.3	7.1	6.9	6.9	6.7



[] Ranking at each section and finish
 -:-:- No data available at this section
 NA No data available

Horse/Jockey Name	LEADER'S PRIDE/Margaret Collett
Finish Rank	4
Fastest Section Time (Section)	0:12.01 (L1800)
Top Speed [km/h] (Section)	60.6 (L1600)
Race State	Finished



Gawler SA - Professional

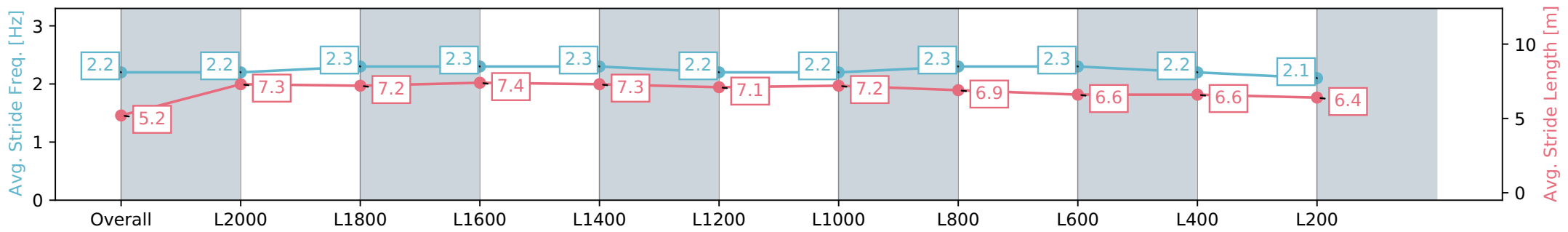
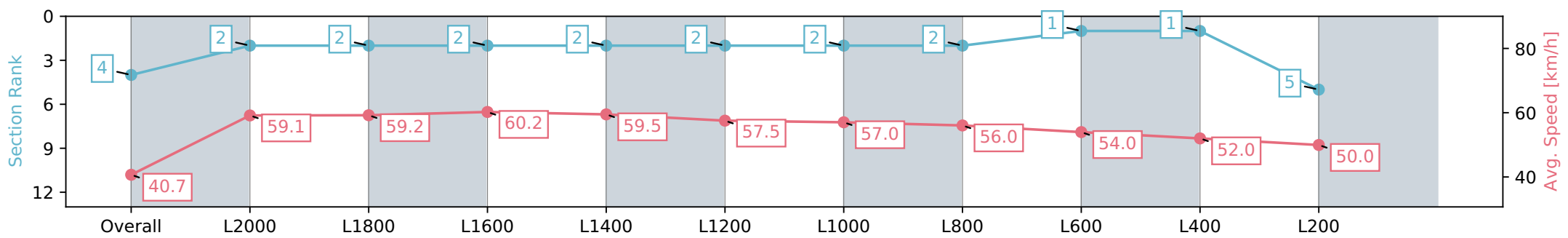
Race 4: The Gallipoli Memorial Trophy Benchmark 56 Handicap - 2118m

25 April 2024 - 2:28PM

Track Rating: Soft 5, Weather: Overcast, Rail Position: +4m Entire, Sectional 608m



Section	Overall	L2000	L1800	L1600	L1400	L1200	L1000	L800	L600	L400	L200
Section Times	2:18.71 [4] (0:10.50)	2:08.21 [2] (0:12.16)	1:56.05 [2] (0:12.17)	1:43.88 [2] (0:12.01)	1:31.87 [2] (0:12.08)	1:19.79 [2] (0:12.54)	1:07.25 [2] (0:12.65)	0:54.60 [2] (0:12.95)	0:41.65 [1] (0:13.45)	0:28.20 [1] (0:13.89)	0:14.31 [5] (0:14.31)
Average Speed [km/h]	40.7	59.1	59.2	60.2	59.5	57.5	57.0	56.0	54.0	52.0	50.0
Top Speed [km/h]	59.9	60.4	60.3	60.6	60.4	59.7	57.3	57.1	55.3	53.1	50.6
Avg. Dist. to Rail [m]	9.1	3.2	0.6	0.3	0.8	0.5	0.8	1.4	1.7	1.7	2.6
Avg. Stride Freq. [Hz]	2.2	2.2	2.3	2.3	2.3	2.2	2.2	2.3	2.3	2.2	2.1
Avg. Stride Length [m]	5.2	7.3	7.2	7.4	7.3	7.1	7.2	6.9	6.6	6.6	6.4



[] Ranking at each section and finish
 -:-:- No data available at this section
 NA No data available

Horse/Jockey Name	THINK TANK/Todd Pannell
Finish Rank	5
Fastest Section Time (Section)	0:12.19 (L1600)
Top Speed [km/h] (Section)	60.5 (L1600)
Race State	Finished



Gawler SA - Professional

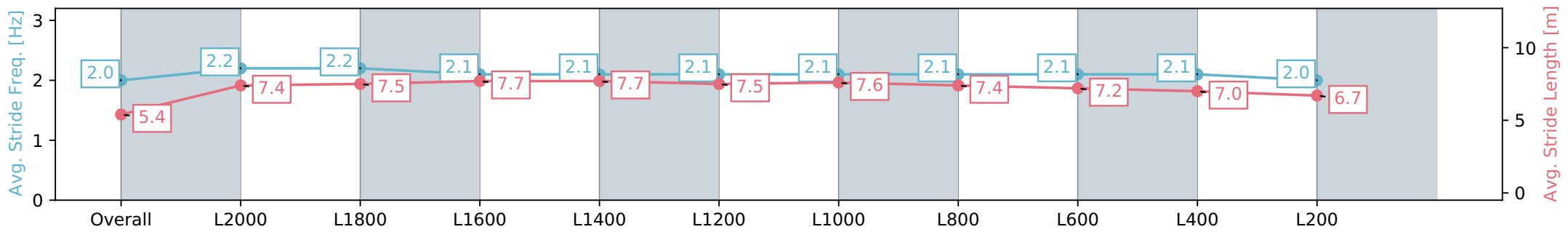
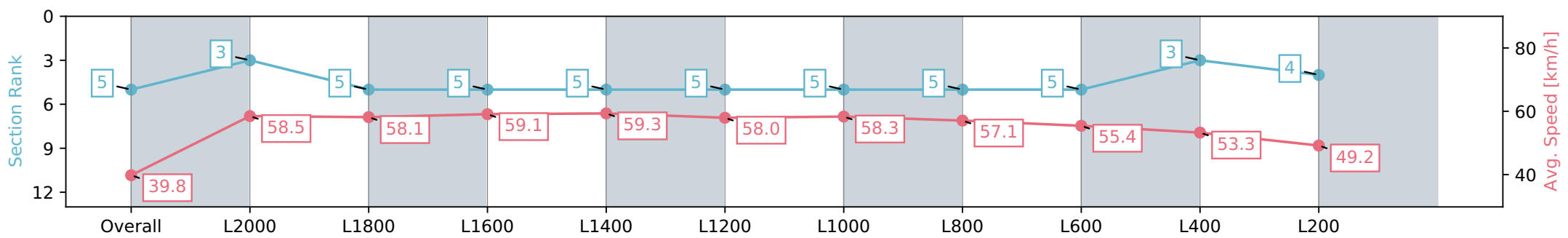
Race 4: The Gallipoli Memorial Trophy Benchmark 56 Handicap - 2118m

25 April 2024 - 2:28PM

Track Rating: Soft 5, Weather: Overcast, Rail Position: +4m Entire, Sectional 608m



Section	Overall	L2000	L1800	L1600	L1400	L1200	L1000	L800	L600	L400	L200
Section Times	2:18.87 [5] (0:10.70)	2:08.17 [3] (0:12.31)	1:55.86 [5] (0:12.38)	1:43.48 [5] (0:12.24)	1:31.24 [5] (0:12.19)	1:19.05 [5] (0:12.42)	1:06.63 [5] (0:12.46)	0:54.17 [5] (0:12.81)	0:41.36 [5] (0:13.16)	0:28.20 [3] (0:13.64)	0:14.56 [4] (0:14.56)
Average Speed [km/h]	39.8	58.5	58.1	59.1	59.3	58.0	58.3	57.1	55.4	53.3	49.2
Top Speed [km/h]	59.4	59.5	59.5	60.5	60.4	59.3	59.4	58.4	56.2	54.8	50.3
Avg. Dist. to Rail [m]	7.0	2.3	0.5	0.9	1.8	1.6	2.1	2.8	3.0	4.3	4.8
Avg. Stride Freq. [Hz]	2.0	2.2	2.2	2.1	2.1	2.1	2.1	2.1	2.1	2.1	2.0
Avg. Stride Length [m]	5.4	7.4	7.5	7.7	7.7	7.5	7.6	7.4	7.2	7.0	6.7



[] Ranking at each section and finish
 -:-:- No data available at this section
 NA No data available

Horse/Jockey Name	BUGATTI GOLD/Nichola Yuen
Finish Rank	6
Fastest Section Time (Section)	0:11.89 (Overall)
Top Speed [km/h] (Section)	62.3 (L2000)
Race State	Finished



Gawler SA - Professional

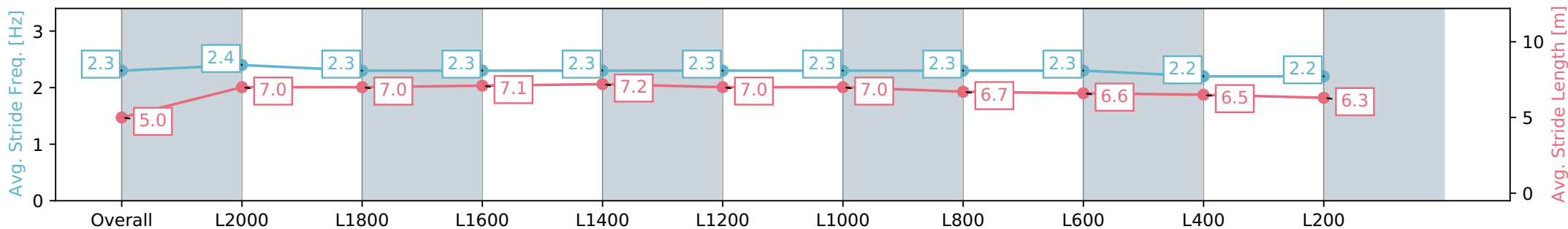
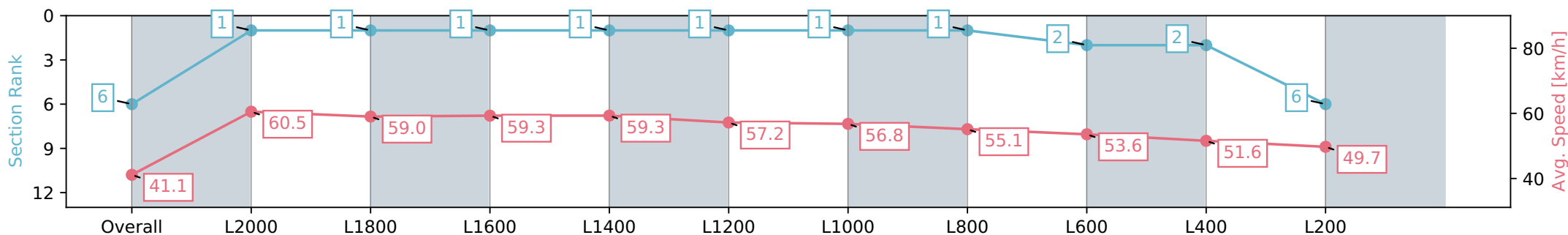
Race 4: The Gallipoli Memorial Trophy Benchmark 56 Handicap - 2118m

25 April 2024 - 2:28PM

Track Rating: Soft 5, Weather: Overcast, Rail Position: +4m Entire, Sectional 608m



Section	Overall	L2000	L1800	L1600	L1400	L1200	L1000	L800	L600	L400	L200
Section Times	2:18.94 [6] (0:10.39)	2:08.55 [1] (0:11.89)	1:56.66 [1] (0:12.15)	1:44.51 [1] (0:12.14)	1:32.37 [1] (0:12.12)	1:20.25 [1] (0:12.60)	1:07.65 [1] (0:12.73)	0:54.92 [1] (0:13.08)	0:41.84 [2] (0:13.48)	0:28.36 [2] (0:13.93)	0:14.43 [6] (0:14.43)
Average Speed [km/h]	41.1	60.5	59.0	59.3	59.3	57.2	56.8	55.1	53.6	51.6	49.7
Top Speed [km/h]	61.1	62.3	60.0	60.1	60.2	58.8	57.2	55.8	54.7	52.6	50.7
Avg. Dist. to Rail [m]	10.0	2.8	0.6	0.4	0.5	0.2	0.7	0.7	0.3	0.5	0.4
Avg. Stride Freq. [Hz]	2.3	2.4	2.3	2.3	2.3	2.3	2.3	2.3	2.3	2.2	2.2
Avg. Stride Length [m]	5.0	7.0	7.0	7.1	7.2	7.0	7.0	6.7	6.6	6.5	6.3



- [] Ranking at each section and finish
- :-:- No data available at this section
- NA No data available

Horse/Jockey Name	APACHE STATION/Anna Jordsjo
Finish Rank	7
Fastest Section Time (Section)	0:12.01 (L1800)
Top Speed [km/h] (Section)	60.9 (L1400)
Race State	Finished



Gawler SA - Professional

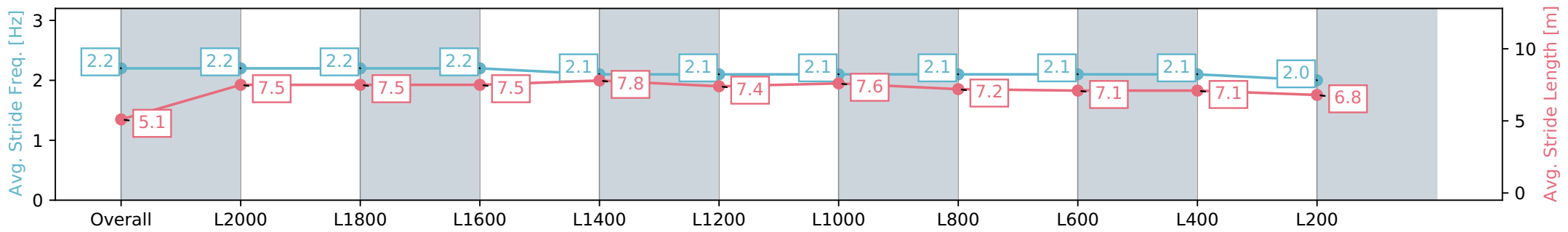
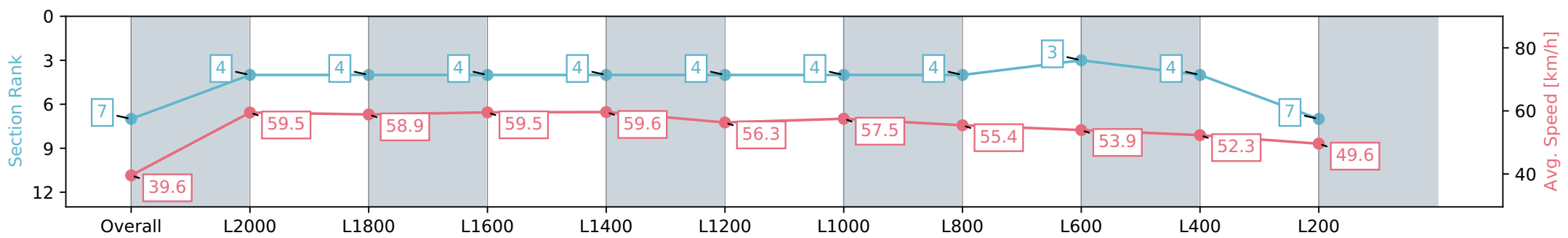
Race 4: The Gallipoli Memorial Trophy Benchmark 56 Handicap - 2118m

25 April 2024 - 2:28PM

Track Rating: Soft 5, Weather: Overcast, Rail Position: +4m Entire, Sectional 608m



Section	Overall	L2000	L1800	L1600	L1400	L1200	L1000	L800	L600	L400	L200
Section Times	2:19.01 [7] (0:10.79)	2:08.22 [4] (0:12.07)	1:56.15 [4] (0:12.18)	1:43.97 [4] (0:12.01)	1:31.96 [4] (0:12.08)	1:19.88 [4] (0:12.74)	1:07.14 [4] (0:12.56)	0:54.58 [4] (0:12.96)	0:41.62 [3] (0:13.40)	0:28.22 [4] (0:13.80)	0:14.42 [7] (0:14.42)
Average Speed [km/h]	39.6	59.5	58.9	59.5	59.6	56.3	57.5	55.4	53.9	52.3	49.6
Top Speed [km/h]	59.5	60.7	59.6	60.8	60.9	58.5	58.1	57.1	55.1	53.2	50.7
Avg. Dist. to Rail [m]	5.7	1.1	1.0	0.9	0.2	0.2	0.1	0.7	0.8	2.0	2.7
Avg. Stride Freq. [Hz]	2.2	2.2	2.2	2.2	2.1	2.1	2.1	2.1	2.1	2.1	2.0
Avg. Stride Length [m]	5.1	7.5	7.5	7.5	7.5	7.8	7.4	7.6	7.2	7.1	6.8



[] Ranking at each section and finish
 -:-:- No data available at this section
 NA No data available

Horse/Jockey Name	MR COYNE/Caitlin Tootell
Finish Rank	8
Fastest Section Time (Section)	0:11.99 (Overall)
Top Speed [km/h] (Section)	61.0 (L2000)
Race State	Finished



Gawler SA - Professional

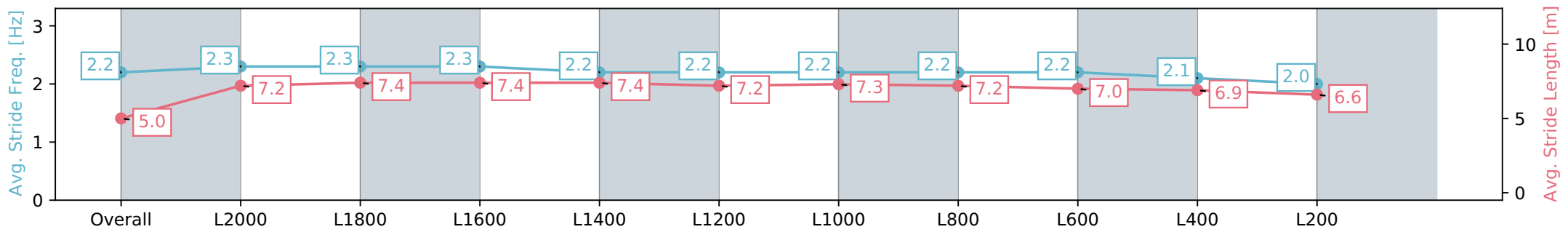
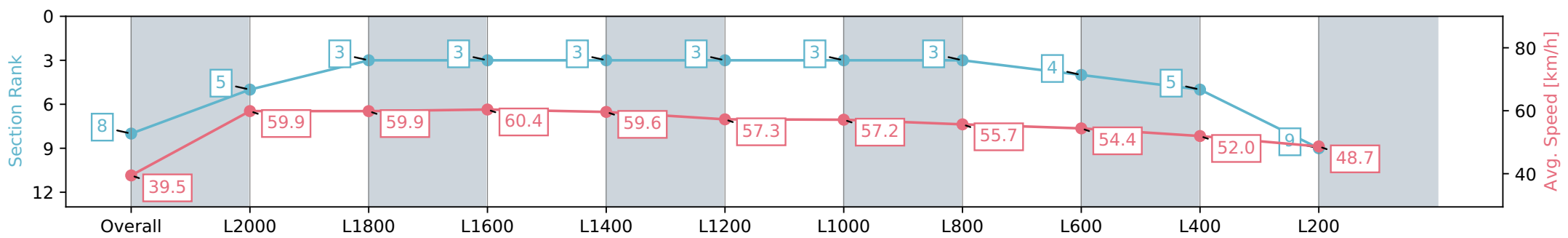
Race 4: The Gallipoli Memorial Trophy Benchmark 56 Handicap - 2118m

25 April 2024 - 2:28PM

Track Rating: Soft 5, Weather: Overcast, Rail Position: +4m Entire, Sectional 608m



Section	Overall	L2000	L1800	L1600	L1400	L1200	L1000	L800	L600	L400	L200
Section Times	2:19.41 [8] (0:10.79)	2:08.62 [5] (0:11.99)	1:56.63 [3] (0:12.13)	1:44.50 [3] (0:12.04)	1:32.46 [3] (0:12.14)	1:20.32 [3] (0:12.56)	1:07.76 [3] (0:12.67)	0:55.09 [3] (0:13.11)	0:41.98 [4] (0:13.37)	0:28.61 [5] (0:13.91)	0:14.70 [9] (0:14.70)
Average Speed [km/h]	39.5	59.9	59.9	60.4	59.6	57.3	57.2	55.7	54.4	52.0	48.7
Top Speed [km/h]	60.4	61.0	60.4	60.9	60.4	59.1	57.6	56.7	55.2	53.4	50.3
Avg. Dist. to Rail [m]	8.3	3.2	1.2	1.5	2.3	1.9	2.1	2.3	1.7	3.2	4.9
Avg. Stride Freq. [Hz]	2.2	2.3	2.3	2.3	2.2	2.2	2.2	2.2	2.2	2.1	2.0
Avg. Stride Length [m]	5.0	7.2	7.4	7.4	7.4	7.2	7.3	7.2	7.0	6.9	6.6



[] Ranking at each section and finish
 -:-:- No data available at this section
 NA No data available

Horse/Jockey Name	ZOFFANY ROCKET/Sophie Logan
Finish Rank	9
Fastest Section Time (Section)	0:12.13 (L1600)
Top Speed [km/h] (Section)	60.2 (L1400)
Race State	Finished



Gawler SA - Professional

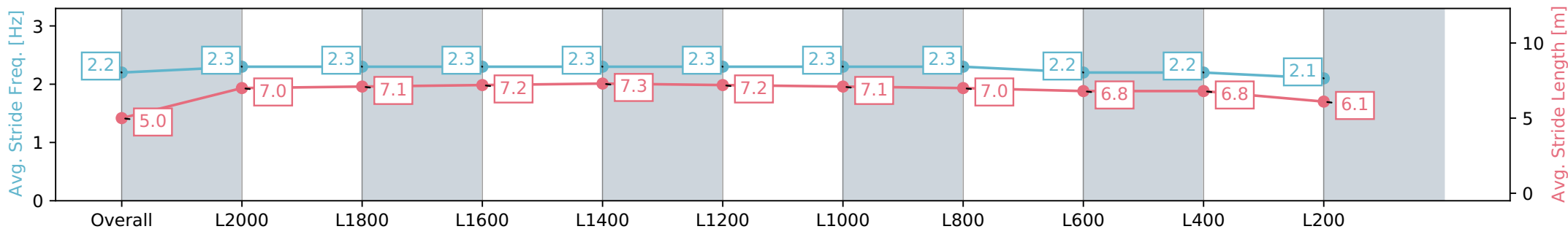
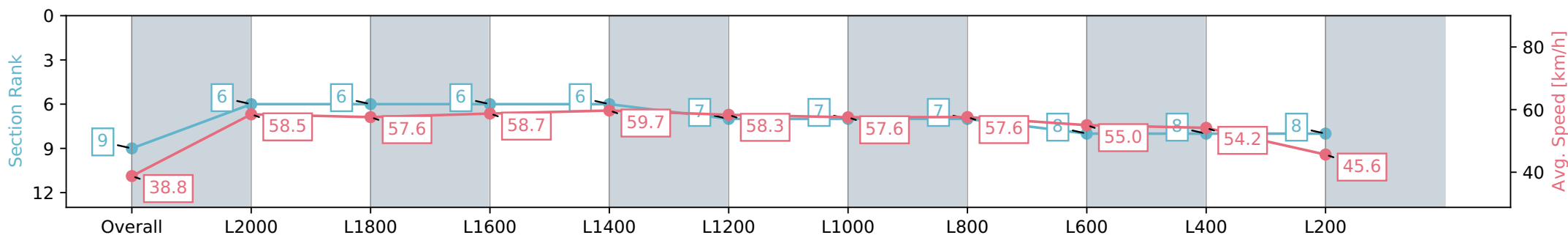
Race 4: The Gallipoli Memorial Trophy Benchmark 56 Handicap - 2118m

25 April 2024 - 2:28PM

Track Rating: Soft 5, Weather: Overcast, Rail Position: +4m Entire, Sectional 608m



Section	Overall	L2000	L1800	L1600	L1400	L1200	L1000	L800	L600	L400	L200
Section Times	2:20.26 [9] (0:10.92)	2:09.34 [6] (0:12.34)	1:57.00 [6] (0:12.51)	1:44.49 [6] (0:12.32)	1:32.17 [6] (0:12.13)	1:20.04 [7] (0:12.32)	1:07.72 [7] (0:12.61)	0:55.11 [7] (0:12.74)	0:42.37 [8] (0:13.28)	0:29.09 [8] (0:13.44)	0:15.65 [8] (0:15.65)
Average Speed [km/h]	38.8	58.5	57.6	58.7	59.7	58.3	57.6	57.6	55.0	54.2	45.6
Top Speed [km/h]	58.8	58.9	58.3	60.2	60.2	60.0	58.6	58.6	55.8	54.8	52.1
Avg. Dist. to Rail [m]	2.2	0.4	0.4	1.2	1.8	1.7	2.5	3.3	3.7	6.0	7.7
Avg. Stride Freq. [Hz]	2.2	2.3	2.3	2.3	2.3	2.3	2.3	2.3	2.2	2.2	2.1
Avg. Stride Length [m]	5.0	7.0	7.1	7.2	7.3	7.2	7.1	7.0	6.8	6.8	6.1



- [] Ranking at each section and finish
- :-:- No data available at this section
- NA No data available

Horse/Jockey Name	SWANKYTOFF/Sairyn Fawke
Finish Rank	10
Fastest Section Time (Section)	0:11.93 (L1600)
Top Speed [km/h] (Section)	61.5 (L1400)
Race State	Finished



Gawler SA - Professional

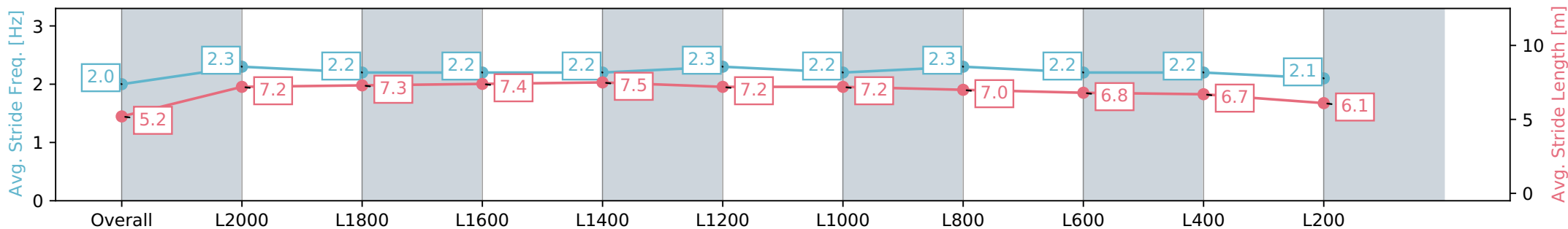
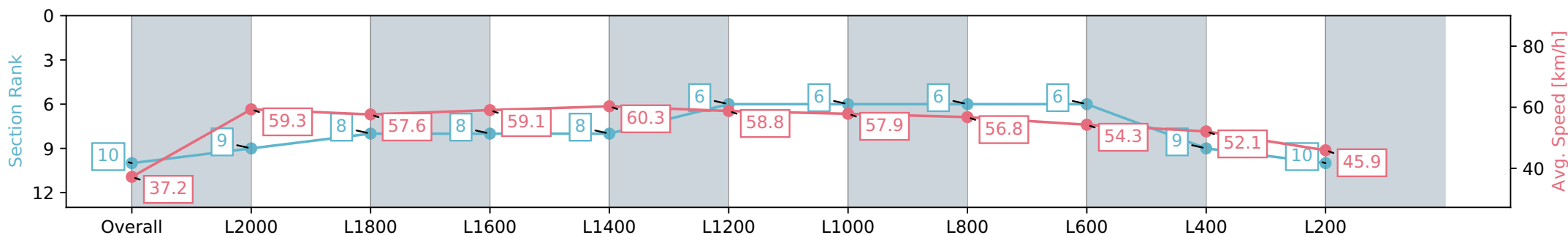
Race 4: The Gallipoli Memorial Trophy Benchmark 56 Handicap - 2118m

25 April 2024 - 2:28PM

Track Rating: Soft 5, Weather: Overcast, Rail Position: +4m Entire, Sectional 608m



Section	Overall	L2000	L1800	L1600	L1400	L1200	L1000	L800	L600	L400	L200
Section Times	2:20.61 [10] (0:11.42)	2:09.19 [9] (0:12.15)	1:57.04 [8] (0:12.48)	1:44.56 [8] (0:12.20)	1:32.36 [8] (0:11.93)	1:20.43 [6] (0:12.26)	1:08.17 [6] (0:12.52)	0:55.65 [6] (0:12.81)	0:42.84 [6] (0:13.41)	0:29.43 [9] (0:13.94)	0:15.49 [10] (0:15.49)
Average Speed [km/h]	37.2	59.3	57.6	59.1	60.3	58.8	57.9	56.8	54.3	52.1	45.9
Top Speed [km/h]	58.9	61.3	58.5	60.8	61.5	61.5	59.0	58.2	56.3	53.2	49.7
Avg. Dist. to Rail [m]	4.1	0.2	0.3	0.6	1.0	1.0	1.7	1.9	2.5	4.8	6.6
Avg. Stride Freq. [Hz]	2.0	2.3	2.2	2.2	2.2	2.3	2.2	2.3	2.2	2.2	2.1
Avg. Stride Length [m]	5.2	7.2	7.3	7.4	7.5	7.2	7.2	7.0	6.8	6.7	6.1



- [] Ranking at each section and finish
- :-:- No data available at this section
- NA No data available