



RACING SA

Gawler SA

Race 1: Returned & Services League Maiden Plate - 1722m

25 April 2024 - 12:43PM



Track Rating: Soft 5, Weather: Fine, Rail Position: +4m Entire, Sectional 608m

Section								Overall	L1600	L1400	L1200	L1000	L800		
Field Times								1:47.60 (0:09.66)	1:37.94 (0:11.70)	1:26.25 (0:12.05)	1:14.20 (0:12.56)	1:01.64 (0:12.47)	0:49.17 (0:12.17)		
Position	#	Horse/Jockey	Barrier	Top Speed [km/h]	Fastest Section	First 400m								Distance Travelled From Winner [m]	
1	3	ASTRODEAN Todd Pannell	2	61.5 1600-1400	0:11.84 1800-1600	0:26.31	1:47.60 (0:09.84)	1:37.76 [4] (0:11.84)	1:25.92 [4] (0:12.15)	1:13.77 [3] (0:12.51)	1:01.26 [3] (0:12.48)	0:48.78 [3] (0:12.05)			
2	2	THERMODYNAMIC Kayla Crowther	14	63.5 1600-1400	0:11.61 1800-1600	0:25.92	1:47.66 (0:09.75)	1:37.91 [3] (0:11.61)	1:26.30 [2] (0:12.03)	1:14.27 [1] (0:12.56)	1:01.70 [1] (0:12.46)	0:49.24 [1] (0:12.18)	+1		
3	5	STARTS NOW Jake Toeroek	11	62.4 400-200	0:11.91 1800-1600	0:26.73	1:47.89 (0:10.22)	1:37.67 [7] (0:11.91)	1:25.76 [7] (0:12.14)	1:13.62 [8] (0:12.64)	1:00.98 [8] (0:12.37)	0:48.61 [8] (0:12.12)	+4		
4	10	SHUT THAT D'OR Sairyn Fawke	12	62.4 1600-1400	0:11.89 1800-1600	0:26.24	1:48.56 (0:09.66)	1:38.90 [2] (0:11.89)	1:27.01 [3] (0:12.34)	1:14.67 [4] (0:12.60)	1:02.07 [4] (0:12.39)	0:49.68 [4] (0:12.10)	+4		
5	6	DETORON Lachlan Neindorf	7	63.3 1600-1400	0:11.70 1800-1600	0:26.04	1:48.74 (0:09.65)	1:39.09 [1] (0:11.70)	1:27.39 [1] (0:12.32)	1:15.07 [2] (0:12.48)	1:02.59 [2] (0:12.40)	0:50.19 [2] (0:12.04)	+3		
6	9	SHIFFANY Jeffrey Maund	8	62.7 1600-1400	0:11.76 1800-1600	0:26.89	1:48.74 (0:10.59)	1:38.15 [10] (0:11.76)	1:26.39 [9] (0:12.10)	1:14.29 [9] (0:12.50)	1:01.79 [9] (0:12.43)	0:49.36 [9] (0:12.19)	+4		
7	4	MCLEOD Jason Holder	6	61.7 1600-1400	0:11.83 1800-1600	0:26.47	1:48.96 (0:09.98)	1:38.98 [5] (0:11.83)	1:27.15 [5] (0:12.16)	1:14.99 [5] (0:12.67)	1:02.32 [5] (0:12.38)	0:49.94 [5] (0:12.16)	+4		
8	7	FIANO NOW Tala Hutchinson	13	63.4 1400-1200	0:11.88 1600-1400	0:26.72	1:49.05 (0:10.30)	1:38.75 [8] (0:11.92)	1:26.83 [8] (0:11.88)	1:14.95 [6] (0:12.62)	1:02.33 [6] (0:12.46)	0:49.87 [7] (0:12.17)	+11		
9	8	MUMMA GAS Nichola Yuen	10	62.9 1400-1200	0:11.83 800-600	0:26.87	1:49.30 (0:10.45)	1:38.85 [9] (0:11.91)	1:26.94 [10] (0:12.09)	1:14.85 [10] (0:12.74)	1:02.11 [10] (0:12.65)	0:49.46 [10] (0:12.08)	+1		
10	1	KEMI Margaret Collett	4	62.0 1600-1400	0:11.84 1800-1600	0:26.65	1:49.78 (0:10.17)	1:39.61 [6] (0:11.84)	1:27.77 [6] (0:12.19)	1:15.58 [7] (0:12.53)	1:03.05 [7] (0:12.39)	0:50.66 [6] (0:12.15)	+0		

Scratched: Two Percent Ice (#11), Little Chicago (#12), Iconic Jewel (#13), Zion's Gate (#14)

Report Created: Thu 25 April 2024 13:51:46 GMT+10 (Note: Timing is based on positional data)

- [] Position in running at each section and finish # Saddle cloth number
- :-:- No data available at this section DNF Did not finish
- NA No data available DNT Did not track
- Background shading for fastest section



RACING SA

Gawler SA

Race 1: Returned & Services League Maiden Plate - 1722m

25 April 2024 - 12:43PM



Track Rating: Soft 5, Weather: Fine, Rail Position: +4m Entire, Sectional 608m

Section													
Field Times		L600	L400	L200									
		0:37.00	0:25.13	0:12.96									
		(0:11.88)	(0:12.17)	(0:12.96)									
Position	#	Horse/Jockey	Barrier	Top Speed [km/h]	Fastest Section	First 400m				Margin			Distance Travelled From Winner [m]
1	3	ASTRODEAN	2	61.5	0:11.84	0:26.31	0:36.73 [3]	0:24.80 [3]	0:12.68 [2]	1:47.60			
		Todd Pannell		1600-1400	1800-1600		(0:11.93)	(0:12.12)	(0:12.68)				
2	2	THERMODYNAMIC	14	63.5	0:11.61	0:25.92	0:37.06 [2]	0:25.19 [1]	0:13.02 [1]	0.06L			+1
		Kayla Crowther		1600-1400	1800-1600		(0:11.87)	(0:12.17)	(0:13.02)				
3	5	STARTS NOW	11	62.4	0:11.91	0:26.73	0:36.49 [8]	0:24.54 [5]	0:12.61 [4]	0.23L			+4
		Jake Toeroek		400-200	1800-1600		(0:11.95)	(0:11.93)	(0:12.61)				
4	10	SHUT THAT D'OR	12	62.4	0:11.89	0:26.24	0:37.58 [4]	0:25.39 [4]	0:13.13 [5]	0.67L			+4
		Sairyn Fawke		1600-1400	1800-1600		(0:12.19)	(0:12.26)	(0:13.13)				
5	6	DETORON	7	63.3	0:11.70	0:26.04	0:38.15 [1]	0:26.22 [2]	0:13.54 [3]	0.18L			+3
		Lachlan Neindorf		1600-1400	1800-1600		(0:11.93)	(0:12.68)	(0:13.54)				
6	9	SHIFFANY	8	62.7	0:11.76	0:26.89	0:37.17 [9]	0:25.25 [9]	0:13.11 [6]	0.0L			+4
		Jeffrey Maund		1600-1400	1800-1600		(0:11.92)	(0:12.14)	(0:13.11)				
7	4	MCLEOD	6	61.7	0:11.83	0:26.47	0:37.78 [5]	0:25.57 [7]	0:13.13 [7]	0.22L			+4
		Jason Holder		1600-1400	1800-1600		(0:12.21)	(0:12.44)	(0:13.13)				
8	7	FIANO NOW	13	63.4	0:11.88	0:26.72	0:37.70 [7]	0:25.57 [8]	0:13.21 [8]	0.09L			+11
		Tala Hutchinson		1400-1200	1600-1400		(0:12.13)	(0:12.36)	(0:13.21)				
9	8	MUMMA GAS	10	62.9	0:11.83	0:26.87	0:37.38 [10]	0:25.55 [10]	0:13.24 [10]	0.25L			+1
		Nichola Yuen		1400-1200	800-600		(0:11.83)	(0:12.31)	(0:13.24)				
10	1	KEMI	4	62.0	0:11.84	0:26.65	0:38.51 [6]	0:26.41 [6]	0:13.75 [9]	0.48L			+0
		Margaret Collett		1600-1400	1800-1600		(0:12.10)	(0:12.66)	(0:13.75)				

Scratched: Two Percent Ice (#11), Little Chicago (#12), Iconic Jewel (#13), Zion's Gate (#14)

Report Created: Thu 25 April 2024 13:51:46 GMT+10 (Note: Timing is based on positional data)

- [] Position in running at each section and finish
- # Saddle cloth number
- :-:- No data available at this section
- DNF Did not finish
- NA No data available
- DNT Did not track
- █ Background shading for fastest section

Horse/Jockey Name	ASTRODEAN/Todd Pannell
Finish Rank	1
Fastest Section Time (Section)	0:11.84 (Overall)
Top Speed [km/h] (Section)	61.5 (L1600)
Race State	Finished



Gawler SA - Professional

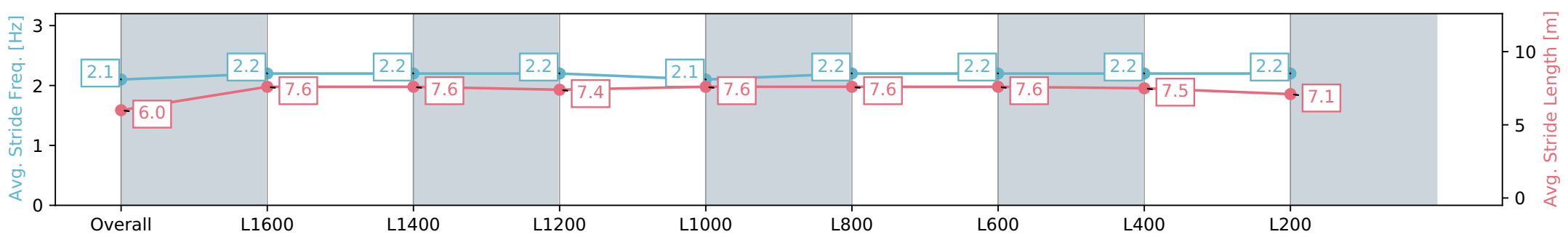
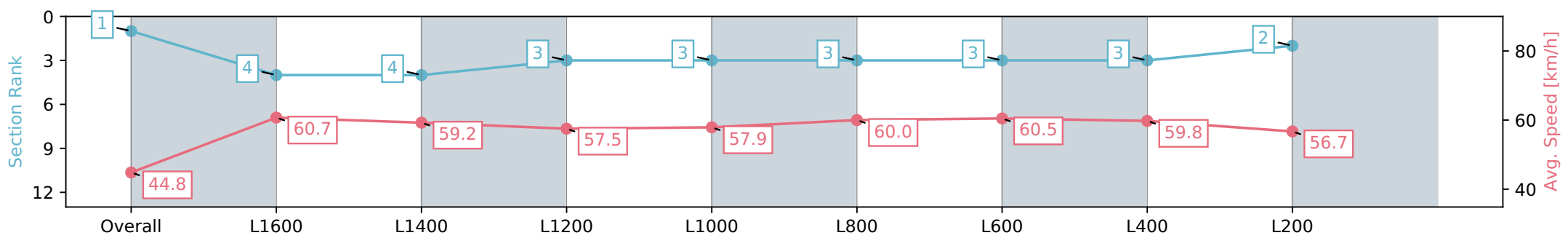
Race 1: Returned & Services League Maiden Plate - 1722m

25 April 2024 - 12:43PM

Track Rating: Soft 5, Weather: Fine, Rail Position: +4m Entire, Sectional 608m



Section	Overall	L1600	L1400	L1200	L1000	L800	L600	L400	L200
Section Times	1:47.60 [1] (0:09.84)	1:37.76 [4] (0:11.84)	1:25.92 [4] (0:12.15)	1:13.77 [3] (0:12.51)	1:01.26 [3] (0:12.48)	0:48.78 [3] (0:12.05)	0:36.73 [3] (0:11.93)	0:24.80 [3] (0:12.12)	0:12.68 [2] (0:12.68)
Average Speed [km/h]	44.8	60.7	59.2	57.5	57.9	60.0	60.5	59.8	56.7
Top Speed [km/h]	60.0	61.5	61.1	58.3	59.0	61.3	61.3	60.2	58.2
Avg. Dist. to Rail [m]	2.0	0.3	0.2	0.2	0.6	0.7	0.9	2.7	2.1
Avg. Stride Freq. [Hz]	2.1	2.2	2.2	2.2	2.1	2.2	2.2	2.2	2.2
Avg. Stride Length [m]	6.0	7.6	7.6	7.4	7.6	7.6	7.6	7.5	7.1



- [] Ranking at each section and finish
- :-:- No data available at this section
- NA No data available

Horse/Jockey Name	THERMODYNAMIC/Kayla Crowther
Finish Rank	2
Fastest Section Time (Section)	0:11.61 (Overall)
Top Speed [km/h] (Section)	63.5 (L1600)
Race State	Finished



Gawler SA - Professional

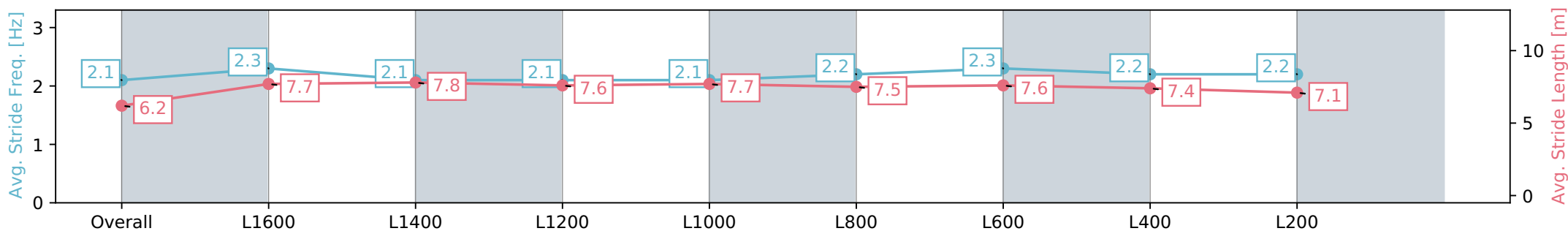
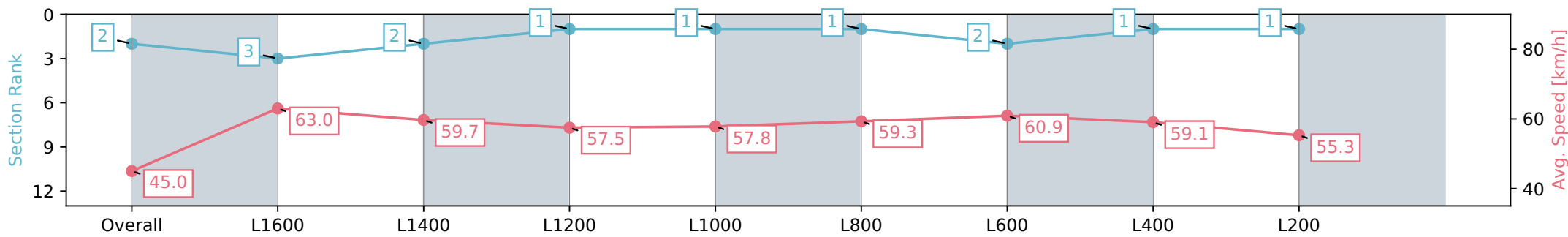
Race 1: Returned & Services League Maiden Plate - 1722m

25 April 2024 - 12:43PM

Track Rating: Soft 5, Weather: Fine, Rail Position: +4m Entire, Sectional 608m



Section	Overall	L1600	L1400	L1200	L1000	L800	L600	L400	L200
Section Times	1:47.66 [2] (0:09.75)	1:37.91 [3] (0:11.61)	1:26.30 [2] (0:12.03)	1:14.27 [1] (0:12.56)	1:01.70 [1] (0:12.46)	0:49.24 [1] (0:12.18)	0:37.06 [2] (0:11.87)	0:25.19 [1] (0:12.17)	0:13.02 [1] (0:13.02)
Average Speed [km/h]	45.0	63.0	59.7	57.5	57.8	59.3	60.9	59.1	55.3
Top Speed [km/h]	62.0	63.5	62.5	58.2	58.6	60.6	61.4	60.3	57.3
Avg. Dist. to Rail [m]	5.9	2.0	1.0	0.5	0.6	0.9	0.4	0.2	0.2
Avg. Stride Freq. [Hz]	2.1	2.3	2.1	2.1	2.1	2.2	2.3	2.2	2.2
Avg. Stride Length [m]	6.2	7.7	7.8	7.6	7.7	7.5	7.6	7.4	7.1



- [] Ranking at each section and finish
- :-:- No data available at this section
- NA No data available

Horse/Jockey Name	STARTS NOW/Jake Toeroek
Finish Rank	3
Fastest Section Time (Section)	0:11.91 (Overall)
Top Speed [km/h] (Section)	62.4 (L400)
Race State	Finished



Gawler SA - Professional

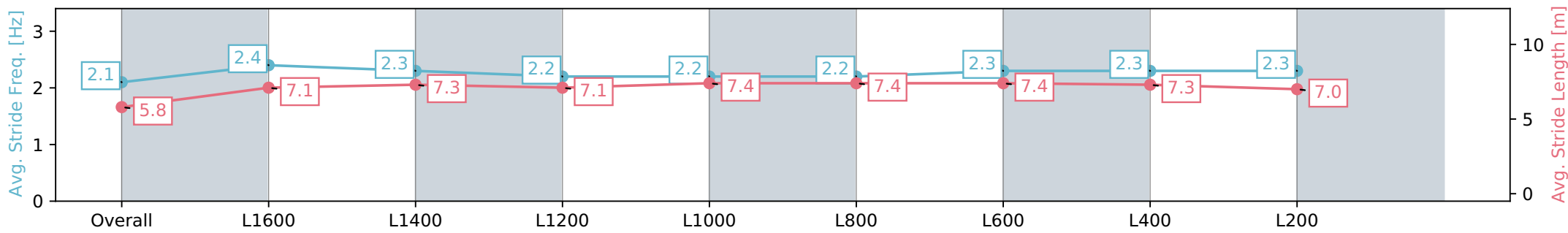
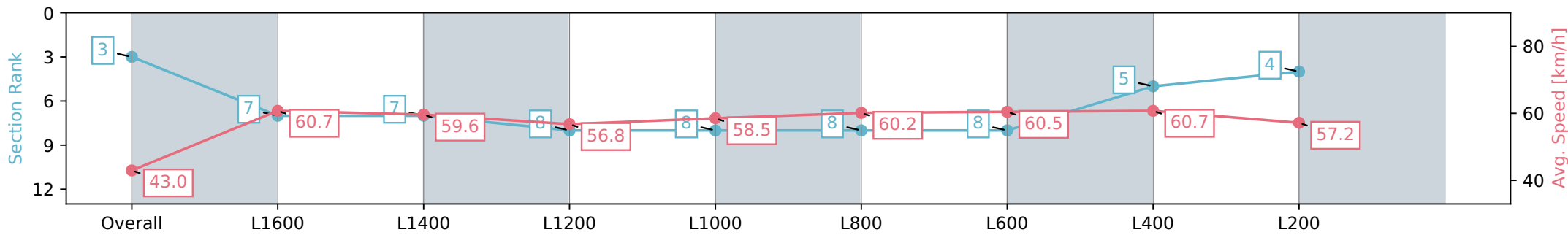
Race 1: Returned & Services League Maiden Plate - 1722m

25 April 2024 - 12:43PM

Track Rating: Soft 5, Weather: Fine, Rail Position: +4m Entire, Sectional 608m



Section	Overall	L1600	L1400	L1200	L1000	L800	L600	L400	L200
Section Times	1:47.89 [3] (0:10.22)	1:37.67 [7] (0:11.91)	1:25.76 [7] (0:12.14)	1:13.62 [8] (0:12.64)	1:00.98 [8] (0:12.37)	0:48.61 [8] (0:12.12)	0:36.49 [8] (0:11.95)	0:24.54 [5] (0:11.93)	0:12.61 [4] (0:12.61)
Average Speed [km/h]	43.0	60.7	59.6	56.8	58.5	60.2	60.5	60.7	57.2
Top Speed [km/h]	58.6	61.8	61.9	58.2	60.1	61.0	61.5	62.4	59.6
Avg. Dist. to Rail [m]	2.9	0.9	1.2	0.6	1.5	1.8	0.9	2.8	3.3
Avg. Stride Freq. [Hz]	2.1	2.4	2.3	2.2	2.2	2.2	2.3	2.3	2.3
Avg. Stride Length [m]	5.8	7.1	7.3	7.1	7.4	7.4	7.4	7.3	7.0



[] Ranking at each section and finish
 -:-:- No data available at this section
 NA No data available

Horse/Jockey Name	SHUT THAT D'OR/Sairyn Fawke
Finish Rank	4
Fastest Section Time (Section)	0:11.89 (Overall)
Top Speed [km/h] (Section)	62.4 (L1600)
Race State	Finished



Gawler SA - Professional

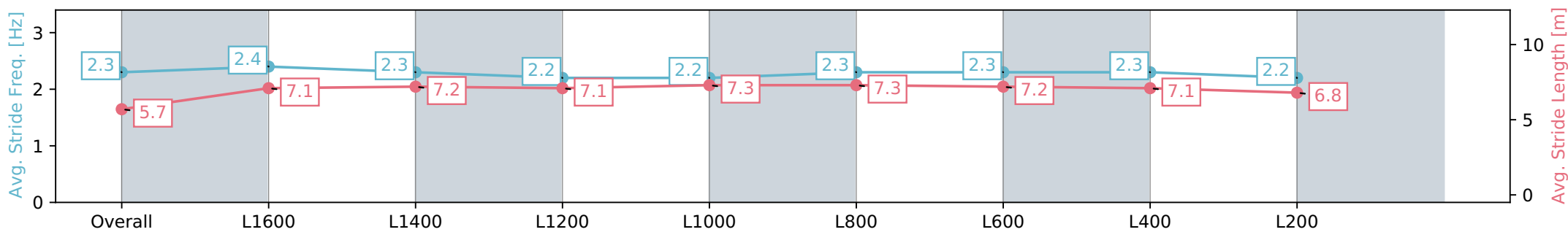
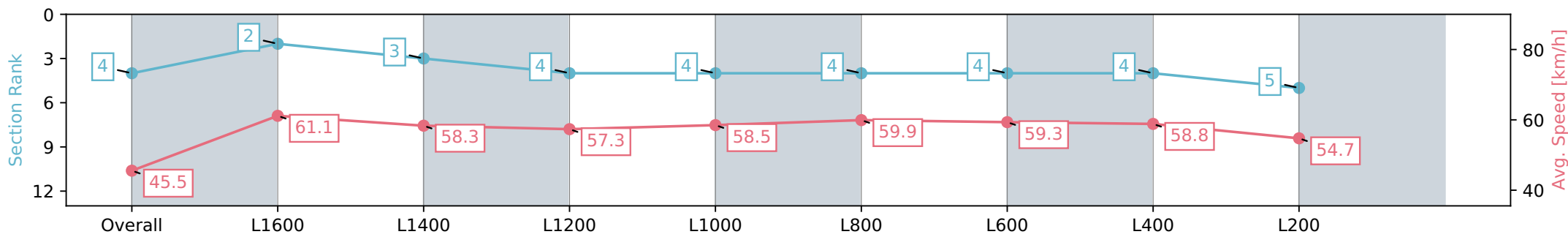
Race 1: Returned & Services League Maiden Plate - 1722m

25 April 2024 - 12:43PM

Track Rating: Soft 5, Weather: Fine, Rail Position: +4m Entire, Sectional 608m



Section	Overall	L1600	L1400	L1200	L1000	L800	L600	L400	L200
Section Times	1:48.56 [4] (0:09.66)	1:38.90 [2] (0:11.89)	1:27.01 [3] (0:12.34)	1:14.67 [4] (0:12.60)	1:02.07 [4] (0:12.39)	0:49.68 [4] (0:12.10)	0:37.58 [4] (0:12.19)	0:25.39 [4] (0:12.26)	0:13.13 [5] (0:13.13)
Average Speed [km/h]	45.5	61.1	58.3	57.3	58.5	59.9	59.3	58.8	54.7
Top Speed [km/h]	62.2	62.4	60.6	58.5	59.3	61.3	60.9	60.3	57.4
Avg. Dist. to Rail [m]	4.3	1.4	1.6	0.7	1.9	1.5	0.7	2.0	3.1
Avg. Stride Freq. [Hz]	2.3	2.4	2.3	2.2	2.2	2.3	2.3	2.3	2.2
Avg. Stride Length [m]	5.7	7.1	7.2	7.1	7.3	7.3	7.2	7.1	6.8



- [] Ranking at each section and finish
- :-:- No data available at this section
- NA No data available

Horse/Jockey Name	DETORON/Lachlan Neindorf
Finish Rank	5
Fastest Section Time (Section)	0:11.70 (Overall)
Top Speed [km/h] (Section)	63.3 (L1600)
Race State	Finished



Gawler SA - Professional

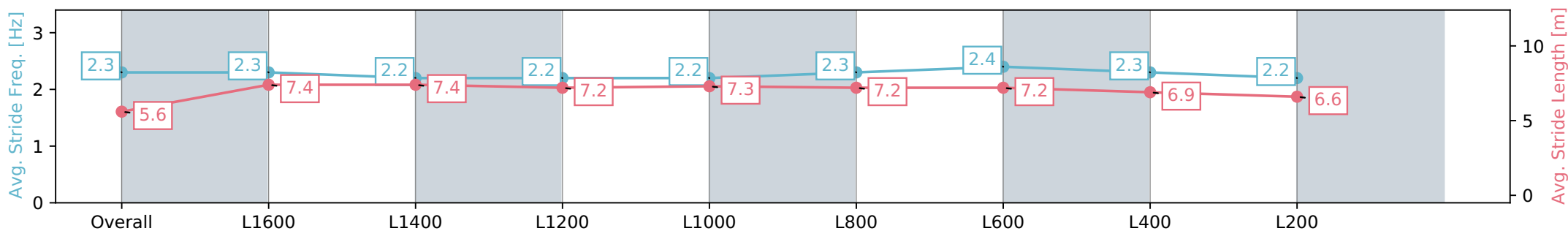
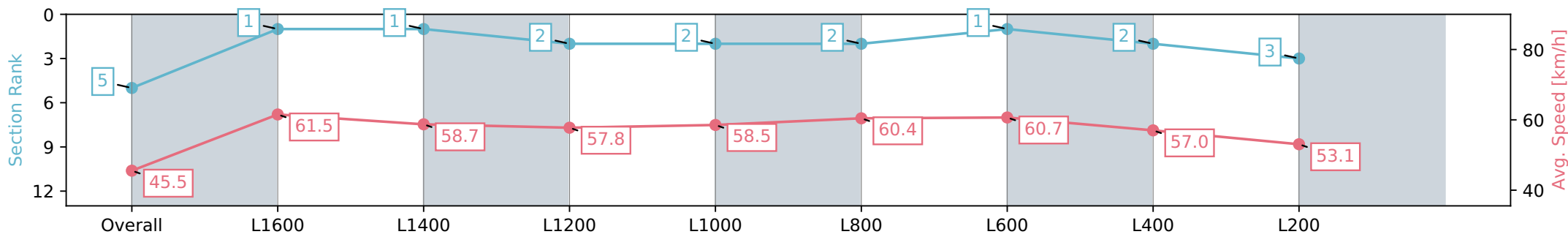
Race 1: Returned & Services League Maiden Plate - 1722m

25 April 2024 - 12:43PM

Track Rating: Soft 5, Weather: Fine, Rail Position: +4m Entire, Sectional 608m



Section	Overall	L1600	L1400	L1200	L1000	L800	L600	L400	L200
Section Times	1:48.74 [5] (0:09.65)	1:39.09 [1] (0:11.70)	1:27.39 [1] (0:12.32)	1:15.07 [2] (0:12.48)	1:02.59 [2] (0:12.40)	0:50.19 [2] (0:12.04)	0:38.15 [1] (0:11.93)	0:26.22 [2] (0:12.68)	0:13.54 [3] (0:13.54)
Average Speed [km/h]	45.5	61.5	58.7	57.8	58.5	60.4	60.7	57.0	53.1
Top Speed [km/h]	63.0	63.3	61.8	58.8	60.0	61.7	62.2	58.6	55.3
Avg. Dist. to Rail [m]	0.8	0.5	1.7	2.0	3.1	1.9	0.8	1.0	2.1
Avg. Stride Freq. [Hz]	2.3	2.3	2.2	2.2	2.2	2.3	2.4	2.3	2.2
Avg. Stride Length [m]	5.6	7.4	7.4	7.2	7.3	7.2	7.2	6.9	6.6



- [] Ranking at each section and finish
- :-:- No data available at this section
- NA No data available

Horse/Jockey Name	SHIFFANY/Jeffrey Maund
Finish Rank	6
Fastest Section Time (Section)	0:11.76 (Overall)
Top Speed [km/h] (Section)	62.7 (L1600)
Race State	Finished



Gawler SA - Professional

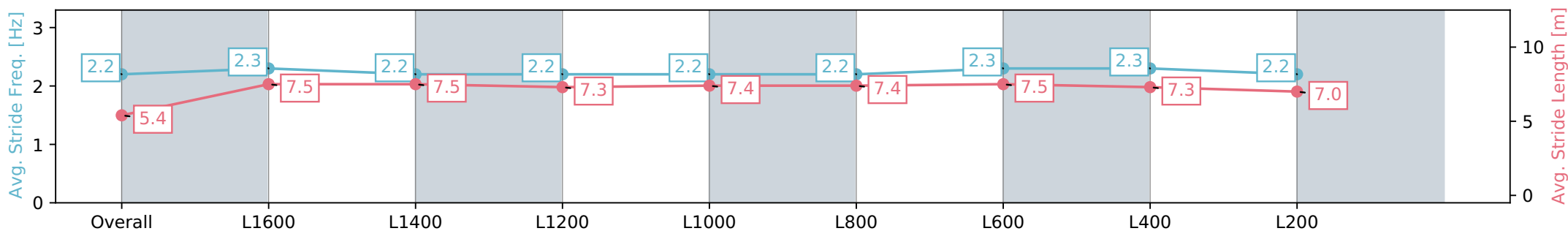
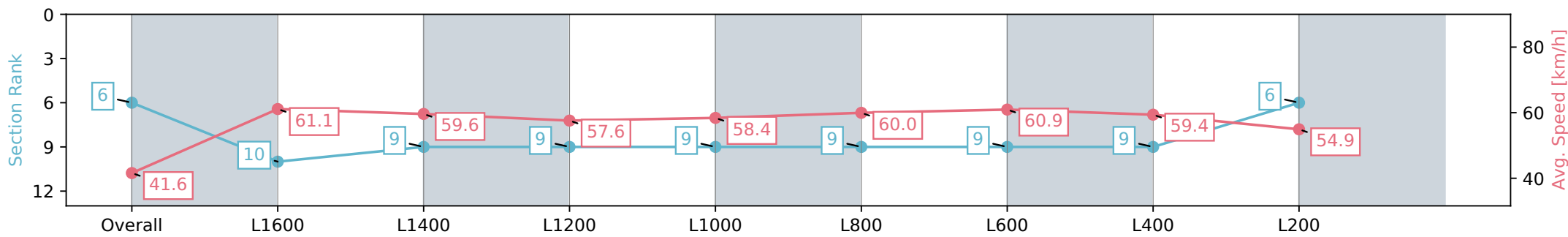
Race 1: Returned & Services League Maiden Plate - 1722m

25 April 2024 - 12:43PM

Track Rating: Soft 5, Weather: Fine, Rail Position: +4m Entire, Sectional 608m



Section	Overall	L1600	L1400	L1200	L1000	L800	L600	L400	L200
Section Times	1:48.74 [6] (0:10.59)	1:38.15 [10] (0:11.76)	1:26.39 [9] (0:12.10)	1:14.29 [9] (0:12.50)	1:01.79 [9] (0:12.43)	0:49.36 [9] (0:12.19)	0:37.17 [9] (0:11.92)	0:25.25 [9] (0:12.14)	0:13.11 [6] (0:13.11)
Average Speed [km/h]	41.6	61.1	59.6	57.6	58.4	60.0	60.9	59.4	54.9
Top Speed [km/h]	58.5	62.7	62.4	58.8	59.4	61.1	62.3	61.3	57.1
Avg. Dist. to Rail [m]	0.8	0.3	1.1	0.7	2.0	2.9	1.2	1.9	2.9
Avg. Stride Freq. [Hz]	2.2	2.3	2.2	2.2	2.2	2.2	2.3	2.3	2.2
Avg. Stride Length [m]	5.4	7.5	7.5	7.3	7.4	7.4	7.5	7.3	7.0



- [] Ranking at each section and finish
- :-:- No data available at this section
- NA No data available

Horse/Jockey Name	MCLEOD/Jason Holder
Finish Rank	7
Fastest Section Time (Section)	0:11.83 (Overall)
Top Speed [km/h] (Section)	61.7 (L1600)
Race State	Finished



Gawler SA - Professional

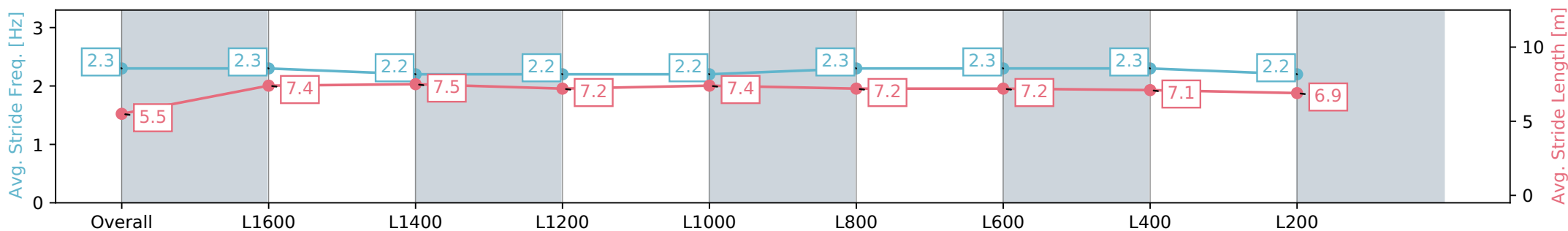
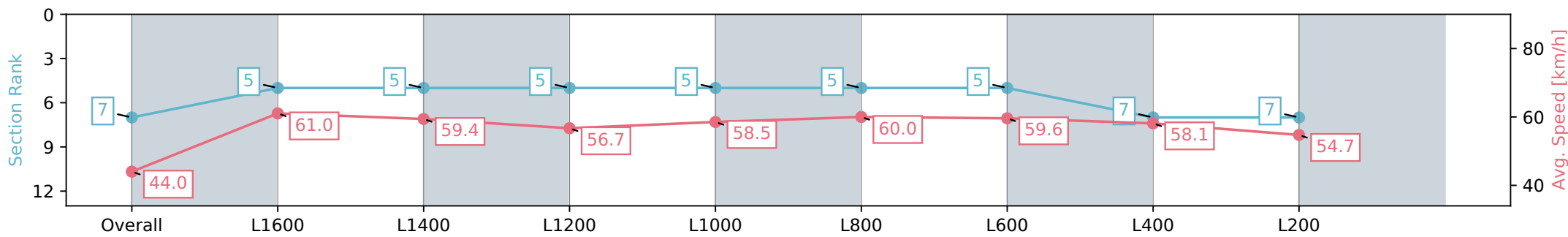
Race 1: Returned & Services League Maiden Plate - 1722m

25 April 2024 - 12:43PM

Track Rating: Soft 5, Weather: Fine, Rail Position: +4m Entire, Sectional 608m



Section	Overall	L1600	L1400	L1200	L1000	L800	L600	L400	L200
Section Times	1:48.96 [7] (0:09.98)	1:38.98 [5] (0:11.83)	1:27.15 [5] (0:12.16)	1:14.99 [5] (0:12.67)	1:02.32 [5] (0:12.38)	0:49.94 [5] (0:12.16)	0:37.78 [5] (0:12.21)	0:25.57 [7] (0:12.44)	0:13.13 [7] (0:13.13)
Average Speed [km/h]	44.0	61.0	59.4	56.7	58.5	60.0	59.6	58.1	54.7
Top Speed [km/h]	60.4	61.7	61.6	57.5	59.9	60.5	60.5	59.2	57.3
Avg. Dist. to Rail [m]	1.0	0.4	0.5	0.2	1.4	2.5	1.5	2.8	3.3
Avg. Stride Freq. [Hz]	2.3	2.3	2.2	2.2	2.2	2.3	2.3	2.3	2.2
Avg. Stride Length [m]	5.5	7.4	7.5	7.2	7.4	7.2	7.2	7.1	6.9



- [] Ranking at each section and finish
- :-:- No data available at this section
- NA No data available

Horse/Jockey Name	FIANO NOW/Tala Hutchinson
Finish Rank	8
Fastest Section Time (Section)	0:11.88 (L1600)
Top Speed [km/h] (Section)	63.4 (L1400)
Race State	Finished



Gawler SA - Professional

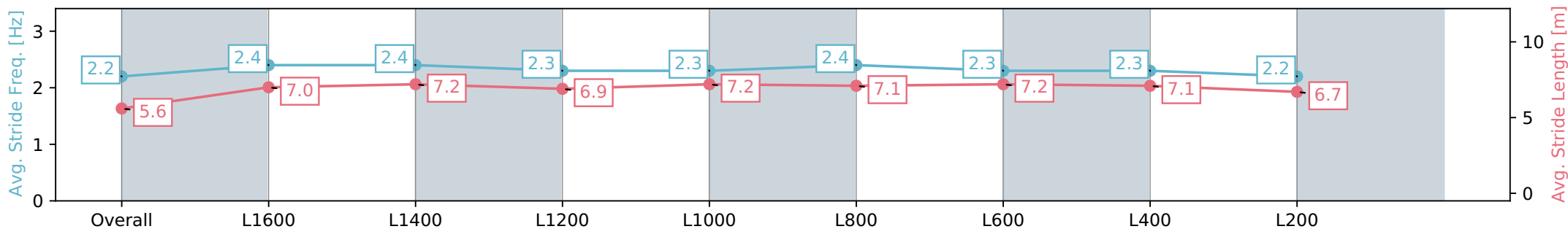
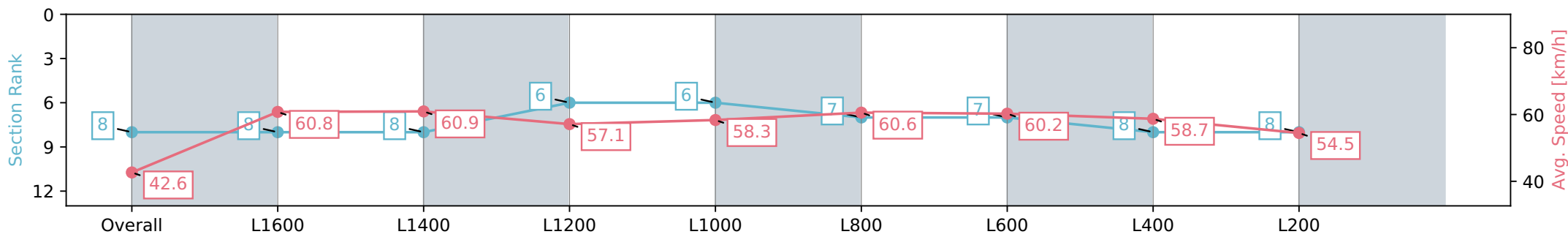
Race 1: Returned & Services League Maiden Plate - 1722m

25 April 2024 - 12:43PM

Track Rating: Soft 5, Weather: Fine, Rail Position: +4m Entire, Sectional 608m



Section	Overall	L1600	L1400	L1200	L1000	L800	L600	L400	L200
Section Times	1:49.05 [8] (0:10.30)	1:38.75 [8] (0:11.92)	1:26.83 [8] (0:11.88)	1:14.95 [6] (0:12.62)	1:02.33 [6] (0:12.46)	0:49.87 [7] (0:12.17)	0:37.70 [7] (0:12.13)	0:25.57 [8] (0:12.36)	0:13.21 [8] (0:13.21)
Average Speed [km/h]	42.6	60.8	60.9	57.1	58.3	60.6	60.2	58.7	54.5
Top Speed [km/h]	59.4	62.6	63.4	58.1	61.2	61.8	61.6	60.1	56.3
Avg. Dist. to Rail [m]	4.4	1.3	1.7	2.0	3.5	4.0	2.8	4.5	4.7
Avg. Stride Freq. [Hz]	2.2	2.4	2.4	2.3	2.3	2.4	2.3	2.3	2.2
Avg. Stride Length [m]	5.6	7.0	7.2	6.9	7.2	7.1	7.2	7.1	6.7



- [] Ranking at each section and finish
- :-:- No data available at this section
- NA No data available

Horse/Jockey Name	MUMMA GAS/Nichola Yuen
Finish Rank	9
Fastest Section Time (Section)	0:11.83 (L800)
Top Speed [km/h] (Section)	62.9 (L1400)
Race State	Finished



Gawler SA - Professional

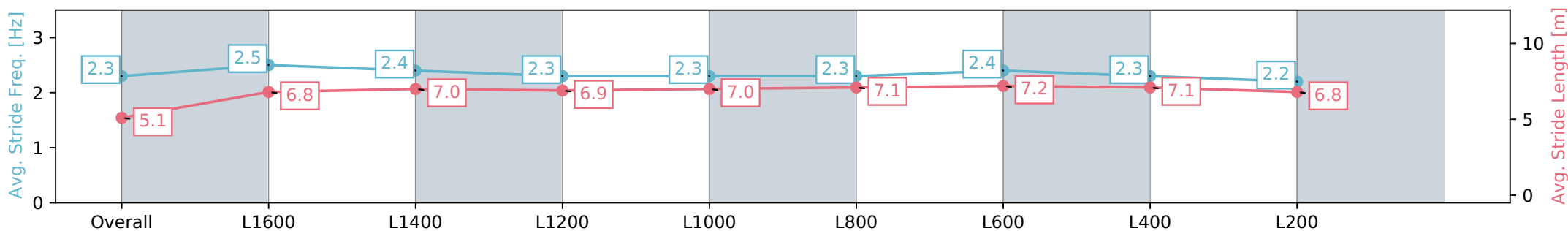
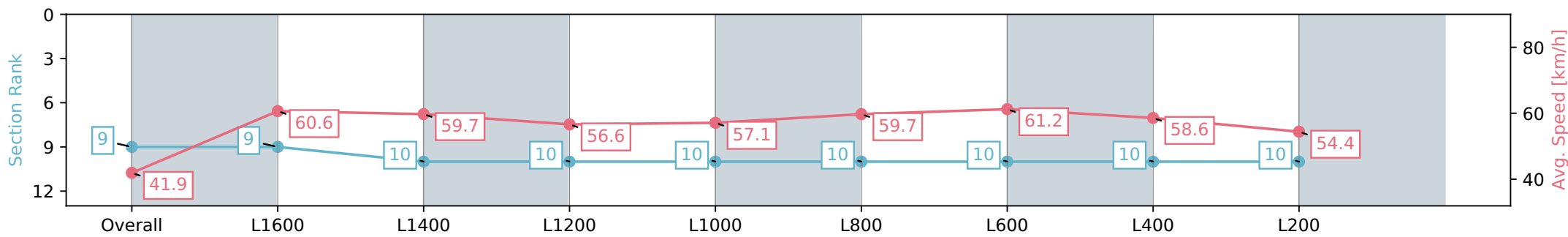
Race 1: Returned & Services League Maiden Plate - 1722m

25 April 2024 - 12:43PM

Track Rating: Soft 5, Weather: Fine, Rail Position: +4m Entire, Sectional 608m



Section	Overall	L1600	L1400	L1200	L1000	L800	L600	L400	L200
Section Times	1:49.30 [9] (0:10.45)	1:38.85 [9] (0:11.91)	1:26.94 [10] (0:12.09)	1:14.85 [10] (0:12.74)	1:02.11 [10] (0:12.65)	0:49.46 [10] (0:12.08)	0:37.38 [10] (0:11.83)	0:25.55 [10] (0:12.31)	0:13.24 [10] (0:13.24)
Average Speed [km/h]	41.9	60.6	59.7	56.6	57.1	59.7	61.2	58.6	54.4
Top Speed [km/h]	57.2	62.1	62.9	57.6	59.3	61.9	61.9	60.6	55.9
Avg. Dist. to Rail [m]	1.5	0.8	1.1	0.8	1.1	0.8	0.7	0.7	0.4
Avg. Stride Freq. [Hz]	2.3	2.5	2.4	2.3	2.3	2.3	2.4	2.3	2.2
Avg. Stride Length [m]	5.1	6.8	7.0	6.9	7.0	7.1	7.2	7.1	6.8



- [] Ranking at each section and finish
- :-:- No data available at this section
- NA No data available

Horse/Jockey Name	KEMI/Margaret Collett
Finish Rank	10
Fastest Section Time (Section)	0:11.84 (Overall)
Top Speed [km/h] (Section)	62.0 (L1600)
Race State	Finished



Gawler SA - Professional

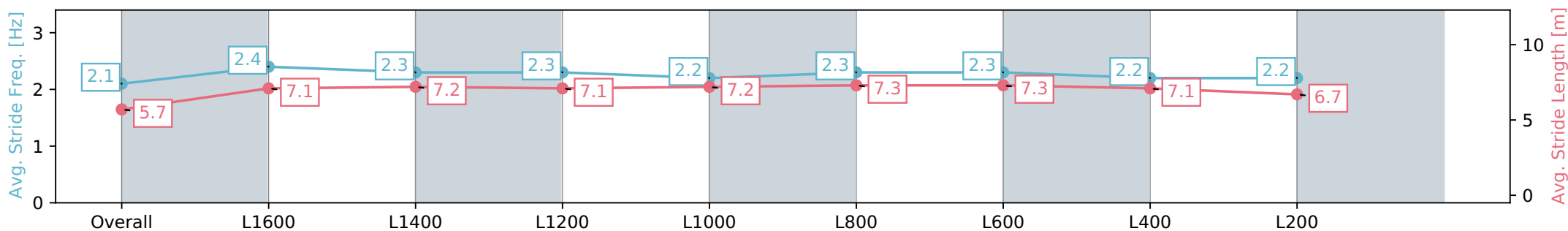
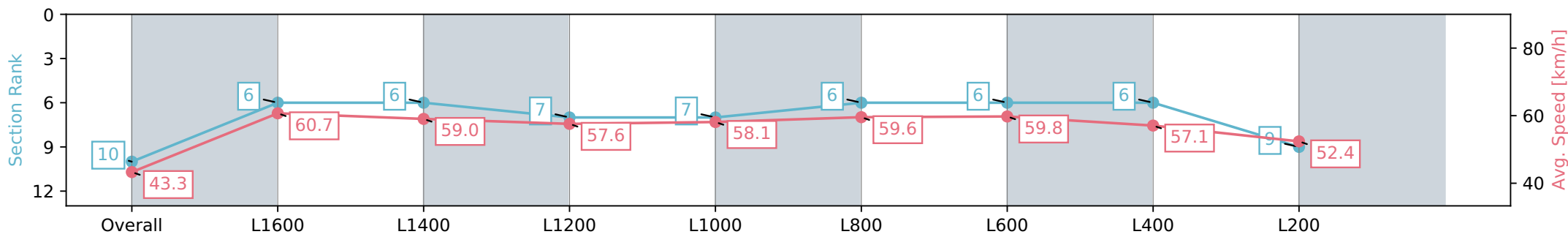
Race 1: Returned & Services League Maiden Plate - 1722m

25 April 2024 - 12:43PM

Track Rating: Soft 5, Weather: Fine, Rail Position: +4m Entire, Sectional 608m



Section	Overall	L1600	L1400	L1200	L1000	L800	L600	L400	L200
Section Times	1:49.78 [10] (0:10.17)	1:39.61 [6] (0:11.84)	1:27.77 [6] (0:12.19)	1:15.58 [7] (0:12.53)	1:03.05 [7] (0:12.39)	0:50.66 [6] (0:12.15)	0:38.51 [6] (0:12.10)	0:26.41 [6] (0:12.66)	0:13.75 [9] (0:13.75)
Average Speed [km/h]	43.3	60.7	59.0	57.6	58.1	59.6	59.8	57.1	52.4
Top Speed [km/h]	59.9	62.0	60.9	58.8	58.9	60.2	60.4	59.3	54.5
Avg. Dist. to Rail [m]	1.1	0.3	0.3	0.5	0.6	1.0	0.9	2.0	3.9
Avg. Stride Freq. [Hz]	2.1	2.4	2.3	2.3	2.2	2.3	2.3	2.2	2.2
Avg. Stride Length [m]	5.7	7.1	7.2	7.1	7.2	7.3	7.3	7.1	6.7



- [] Ranking at each section and finish
- :-:- No data available at this section
- NA No data available