



RACING SA

Gawler SA

Race 6: Irongate Australia Rating 0 - 58 Handicap (Heat of Provincial Pathways Series) - 1700m

10 April 2024 - 4:15PM



Track Rating: Soft 5, Weather: Overcast, Rail Position: True

Section Field Times		Overall	L1600	L1400	L1200	L1000	L800						
		1:46.06	1:37.45	1:25.86	1:14.21	1:02.31	0:50.40						
		(0:08.61)	(0:11.59)	(0:11.65)	(0:11.90)	(0:11.91)	(0:12.17)						
Position	#	Horse/Jockey	Barrier	Top Speed [km/h]	Fastest Section	First 400m							Distance Travelled From Winner [m]
1	11	SIRMAZE	11	63.2	0:08.73	0:26.28	1:46.06	1:37.33 [4]	1:25.51 [4]	1:13.87 [5]	1:01.99 [4]	0:50.18 [2]	
		Jessica Eaton		1200-1000	1600-1400		(0:08.73)	(0:11.82)	(0:11.64)	(0:11.88)	(0:11.81)	(0:12.08)	
2	8	ZOFFANY ROCKET	8	63.2	0:08.69	0:26.61	1:46.07	1:37.38 [2]	1:25.20 [8]	1:13.47 [8]	1:01.55 [9]	0:49.57 [9]	+4
		Sophie Logan		1200-1000	1600-1400		(0:08.69)	(0:12.18)	(0:11.73)	(0:11.92)	(0:11.98)	(0:12.07)	
3	1	MUFFLA	1	63.8	0:08.91	0:26.24	1:46.09	1:37.18 [7]	1:25.53 [5]	1:13.94 [3]	1:01.97 [5]	0:50.03 [5]	+0
		Dom Tourneur		1200-1000	1600-1400		(0:08.91)	(0:11.65)	(0:11.59)	(0:11.97)	(0:11.94)	(0:12.13)	
4	2	WANNASCHMACK	2	64.8	0:09.05	0:26.82	1:46.14	1:37.09 [9]	1:24.97 [9]	1:13.44 [9]	1:01.63 [8]	0:49.75 [8]	+9
		Callan Murray		1200-1000	1600-1400		(0:09.05)	(0:12.12)	(0:11.53)	(0:11.81)	(0:11.88)	(0:12.03)	
5	5	ONE SKY ABOVE US	5	64.2	0:08.94	0:26.50	1:46.35	1:37.41 [8]	1:25.50 [7]	1:13.95 [7]	1:02.06 [7]	0:50.15 [7]	+3
		Sairyn Fawke		1200-1000	1600-1400		(0:08.94)	(0:11.91)	(0:11.55)	(0:11.89)	(0:11.91)	(0:12.08)	
6	9	DEVINE ASSASSIN	9	63.8	0:08.81	0:26.11	1:46.43	1:37.62 [5]	1:26.06 [2]	1:14.41 [2]	1:02.48 [2]	0:50.52 [3]	-4
		Anna Jordsjo		1400-1200	1600-1400		(0:08.81)	(0:11.56)	(0:11.65)	(0:11.93)	(0:11.96)	(0:12.14)	
7	7	FIAMETTE	7	64.6	0:09.51	0:27.56	1:46.52	1:37.01 [12]	1:24.75 [12]	1:13.36 [12]	1:01.60 [12]	0:49.67 [12]	-1
		Stacey Metcalfe		1200-1000	1600-1400		(0:09.51)	(0:12.26)	(0:11.39)	(0:11.76)	(0:11.93)	(0:12.12)	
8	10	LEADER'S PRIDE	10	64.0	0:08.61	0:25.93	1:46.78	1:38.17 [1]	1:26.58 [1]	1:14.93 [1]	1:03.03 [1]	0:51.12 [1]	+0
		Margaret Collett		1400-1200	1600-1400		(0:08.61)	(0:11.59)	(0:11.65)	(0:11.90)	(0:11.91)	(0:12.17)	
9	4	CHARLESFORT	4	62.2	0:08.73	0:26.45	1:46.78	1:38.05 [3]	1:26.15 [6]	1:14.43 [6]	1:02.54 [6]	0:50.70 [6]	+6
		Teagan Voorham		1200-1000	1600-1400		(0:08.73)	(0:11.90)	(0:11.72)	(0:11.89)	(0:11.84)	(0:12.15)	
10	3	ALLUSION	3	63.8	0:08.82	0:26.19	1:47.15	1:38.33 [6]	1:26.70 [3]	1:15.00 [3]	1:03.10 [3]	0:51.19 [4]	+7
		Rochelle Milnes		1400-1200	1600-1400		(0:08.82)	(0:11.63)	(0:11.70)	(0:11.90)	(0:11.91)	(0:12.22)	

Report Created: Wed 10 April 2024 17:59:51 GMT+10 (Note: Timing is based on positional data)

[] Position in running at each section and finish # Saddle cloth number
 -:-:- No data available at this section ■ Background shading for fastest section
 NA No data available



Gawler SA

Race 6: Irongate Australia Rating 0 - 58 Handicap (Heat of Provincial Pathways Series) - 1700m

10 April 2024 - 4:15PM



Track Rating: Soft 5, Weather: Overcast, Rail Position: True

Section	Overall	L1600	L1400	L1200	L1000	L800
Field Times	1:46.06 (0:08.61)	1:37.45 (0:11.59)	1:25.86 (0:11.65)	1:14.21 (0:11.90)	1:02.31 (0:11.91)	0:50.40 (0:12.17)

Position	#	Horse/Jockey	Barrier	Top Speed [km/h]	Fastest Section	First 400m	Overall	L1600	L1400	L1200	L1000	L800	Distance Travelled From Winner [m]
11	12	ARMAMENT	12	64.3	0:09.23	0:27.22	1:47.23	1:38.00 [11]	1:25.72 [11]	1:14.29 [10]	1:02.47 [10]	0:50.48 [10]	+4
		Alana Livesey		1200-1000	1600-1400		(0:09.23)	(0:12.28)	(0:11.43)	(0:11.82)	(0:11.99)	(0:12.24)	
12	6	TRANSZAM	6	63.4	0:09.16	0:27.11	1:47.27	1:38.11 [10]	1:25.86 [10]	1:14.32 [11]	1:02.51 [11]	0:50.52 [10]	-2
		Todd Pannell		1200-1000	1600-1400		(0:09.16)	(0:12.25)	(0:11.54)	(0:11.81)	(0:11.99)	(0:12.03)	

- [] Position in running at each section and finish
- # Saddle cloth number
- :-:- No data available at this section
- Background shading for fastest section
- NA No data available



Gawler SA

Race 6: Irongate Australia Rating 0 - 58 Handicap (Heat of Provincial Pathways Series) - 1700m

10 April 2024 - 4:15PM



Track Rating: Soft 5, Weather: Overcast, Rail Position: True

Section
Field Times

L600 0:38.23 (0:12.18)
L400 0:26.05 (0:12.52)
L200 0:13.53 (0:13.53)

Position	#	Horse/Jockey	Barrier	Top Speed [km/h]	Fastest Section	First 400m	L600	L400	L200	Margin	Distance Travelled From Winner [m]
1	11	SIRMAZE Jessica Eaton	11	63.2 1200-1000	0:08.73 1600-1400	0:26.28	0:38.10 [2] (0:12.05)	0:26.05 [1] (0:12.52)	0:13.53 [1] (0:13.53)	1:46.06	
2	8	ZOFFANY ROCKET Sophie Logan	8	63.2 1200-1000	0:08.69 1600-1400	0:26.61	0:37.50 [9] (0:12.01)	0:25.49 [8] (0:12.35)	0:13.14 [3] (0:13.14)	0.1L	+4
3	1	MUFFLA Dom Tourneur	1	63.8 1200-1000	0:08.91 1600-1400	0:26.24	0:37.90 [5] (0:12.10)	0:25.80 [3] (0:12.42)	0:13.38 [2] (0:13.38)	0.2L	+0
4	2	WANNASCHMACK Callan Murray	2	64.8 1200-1000	0:09.05 1600-1400	0:26.82	0:37.72 [8] (0:12.22)	0:25.50 [9] (0:12.38)	0:13.12 [6] (0:13.12)	0.5L	+9
5	5	ONE SKY ABOVE US Sairyn Fawke	5	64.2 1200-1000	0:08.94 1600-1400	0:26.50	0:38.07 [7] (0:12.28)	0:25.78 [7] (0:12.56)	0:13.22 [8] (0:13.22)	1.8L	+3
6	9	DEVINE ASSASSIN Anna Jordsjo	9	63.8 1400-1200	0:08.81 1600-1400	0:26.11	0:38.38 [3] (0:12.32)	0:26.06 [4] (0:12.63)	0:13.43 [5] (0:13.43)	2.4L	-4
7	7	FIAMETTE Stacey Metcalfe	7	64.6 1200-1000	0:09.51 1600-1400	0:27.56	0:37.55 [11] (0:11.86)	0:25.69 [10] (0:12.53)	0:13.16 [9] (0:13.16)	2.9L	-1
8	10	LEADER'S PRIDE Margaret Collett	10	64.0 1400-1200	0:08.61 1600-1400	0:25.93	0:38.95 [1] (0:12.28)	0:26.66 [2] (0:12.84)	0:13.82 [4] (0:13.82)	4.5L	+0
9	4	CHARLESFORT Teagan Voorham	4	62.2 1200-1000	0:08.73 1600-1400	0:26.45	0:38.55 [6] (0:12.32)	0:26.23 [6] (0:12.55)	0:13.68 [7] (0:13.68)	4.5L	+6
10	3	ALLUSION Rochelle Milnes	3	63.8 1400-1200	0:08.82 1600-1400	0:26.19	0:38.97 [4] (0:12.33)	0:26.64 [5] (0:12.93)	0:13.71 [10] (0:13.71)	6.8L	+7



Gawler SA

Race 6: Irongate Australia Rating 0 - 58 Handicap (Heat of Provincial Pathways Series) - 1700m

10 April 2024 - 4:15PM



Track Rating: Soft 5, Weather: Overcast, Rail Position: True

Section
Field Times

L600	L400	L200
0:38.23	0:26.05	0:13.53
(0:12.18)	(0:12.52)	(0:13.53)

Position	#	Horse/Jockey	Barrier	Top Speed [km/h]	Fastest Section	First 400m	L600	L400	L200	Margin	Distance Travelled From Winner [m]
11	12	ARMAMENT Alana Livesey	12	64.3 1200-1000	0:09.23 1600-1400	0:27.22	0:38.24 [12] (0:12.24)	0:26.00 [12] (0:12.69)	0:13.31 [12] (0:13.31)	7.3L	+4
12	6	TRANSZAM Todd Pannell	6	63.4 1200-1000	0:09.16 1600-1400	0:27.11	0:38.49 [10] (0:12.23)	0:26.26 [11] (0:12.68)	0:13.58 [11] (0:13.57)	7.5L	-2

- [] Position in running at each section and finish
- # Saddle cloth number
- :--:- No data available at this section
- Background shading for fastest section
- NA No data available

Horse/Jockey Name	SIRMAZE
Finish Rank	1
Fastest Section Time (Section)	0:08.73 (Overall)
Top Speed [km/h] (Section)	63.2 (L1400)
Race State	Finished



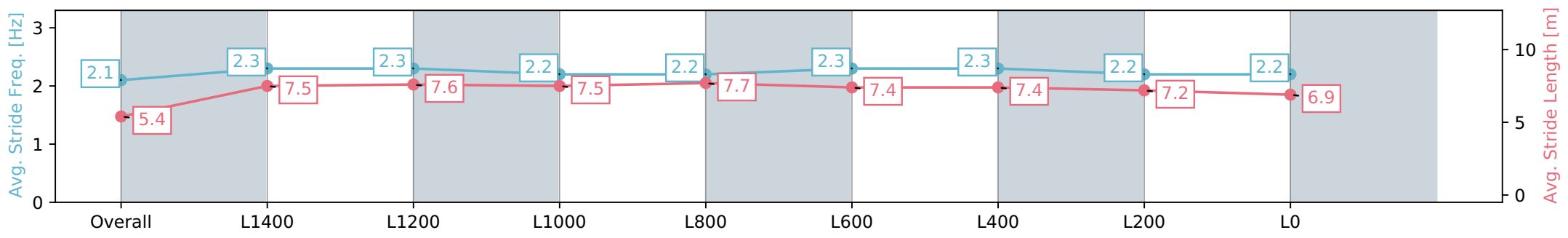
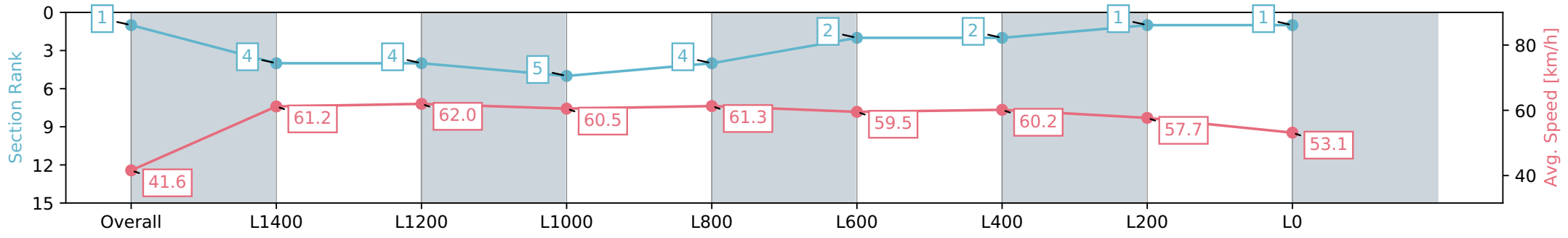
Gawler SA - Professional
 Race 6: Irongate Australia Rating 0 - 58 Handicap (Heat of Provincial Pathways Series) - 1700m



10 April 2024 - 4:15PM

Track Rating: Soft 5, Weather: Overcast, Rail Position: True

Section	Overall	L1400	L1200	L1000	L800	L600	L400	L200	L0
Section Times	1:46.06 [1] (0:08.73)	1:37.33 [4] (0:11.82)	1:25.51 [4] (0:11.64)	1:13.87 [5] (0:11.88)	1:01.99 [4] (0:11.81)	0:50.18 [2] (0:12.08)	0:38.10 [2] (0:12.05)	0:26.05 [1] (0:12.52)	0:13.53 [1] (0:13.53)
Average Speed [km/h]	41.6	61.2	62.0	60.5	61.3	59.5	60.2	57.7	53.1
Top Speed [km/h]	59.4	63.1	63.2	61.2	62.4	60.7	61.0	59.2	55.5
Avg. Dist. to Rail [m]	1.7	1.1	1.3	0.5	0.3	0.4	1.4	1.7	0.5
Avg. Stride Freq. [Hz]	2.1	2.3	2.3	2.2	2.2	2.3	2.3	2.2	2.2
Avg. Stride Length [m]	5.4	7.5	7.6	7.5	7.7	7.4	7.4	7.2	6.9



Report Created: Wed 10 April 2024 17:59:55 GMT+10 (Note: Timing is based on positional data)

- [] Ranking at each section and finish
- :-:- No data available at this section
- NA No data available

Horse/Jockey Name	ZOFFANY ROCKET
Finish Rank	2
Fastest Section Time (Section)	0:08.69 (Overall)
Top Speed [km/h] (Section)	63.2 (L1400)
Race State	Finished



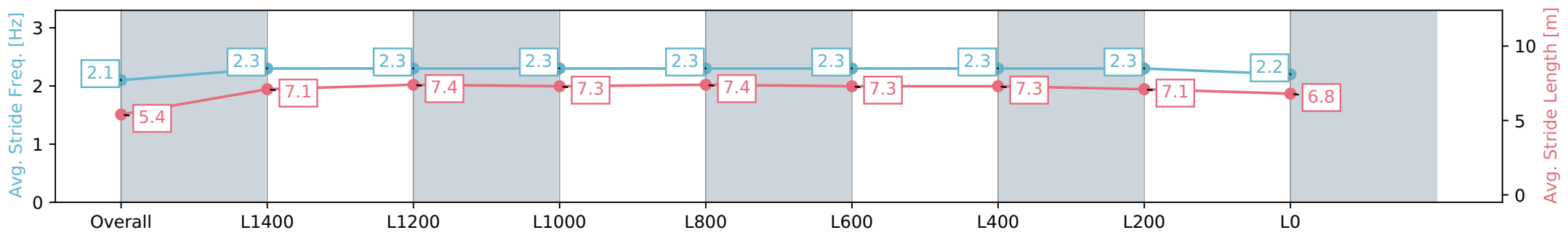
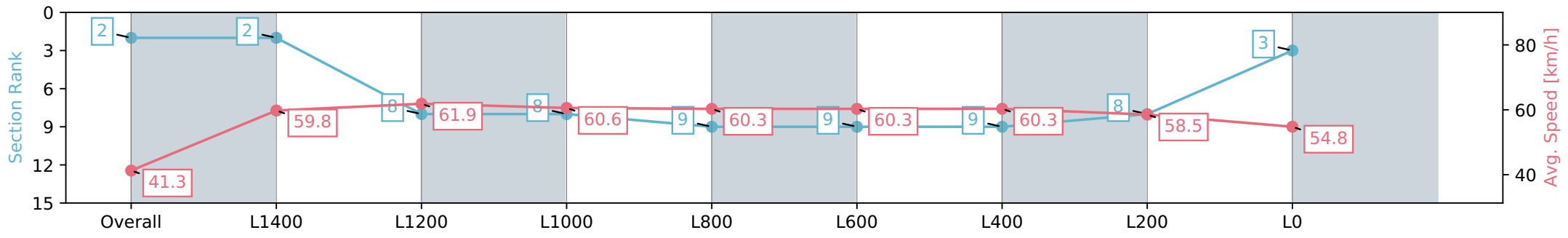
Gawler SA - Professional
 Race 6: Irongate Australia Rating 0 - 58 Handicap (Heat of Provincial Pathways Series) - 1700m



10 April 2024 - 4:15PM

Track Rating: Soft 5, Weather: Overcast, Rail Position: True

Section	Overall	L1400	L1200	L1000	L800	L600	L400	L200	L0
Section Times	1:46.07 [2] (0:08.69)	1:37.38 [2] (0:12.18)	1:25.20 [8] (0:11.73)	1:13.47 [8] (0:11.92)	1:01.55 [9] (0:11.98)	0:49.57 [9] (0:12.07)	0:37.50 [9] (0:12.01)	0:25.49 [8] (0:12.35)	0:13.14 [3] (0:13.14)
Average Speed [km/h]	41.3	59.8	61.9	60.6	60.3	60.3	60.3	58.5	54.8
Top Speed [km/h]	59.3	63.0	63.2	62.0	60.9	61.2	60.6	59.7	56.6
Avg. Dist. to Rail [m]	4.8	2.3	2.4	2.1	1.8	2.2	1.2	2.1	4.1
Avg. Stride Freq. [Hz]	2.1	2.3	2.3	2.3	2.3	2.3	2.3	2.3	2.2
Avg. Stride Length [m]	5.4	7.1	7.4	7.3	7.4	7.3	7.3	7.1	6.8



Report Created: Wed 10 April 2024 17:59:59 GMT+10 (Note: Timing is based on positional data)

- [] Ranking at each section and finish
- :-:- No data available at this section
- NA No data available

Horse/Jockey Name	MUFFLA
Finish Rank	3
Fastest Section Time (Section)	0:08.91 (Overall)
Top Speed [km/h] (Section)	63.8 (L1400)
Race State	Finished



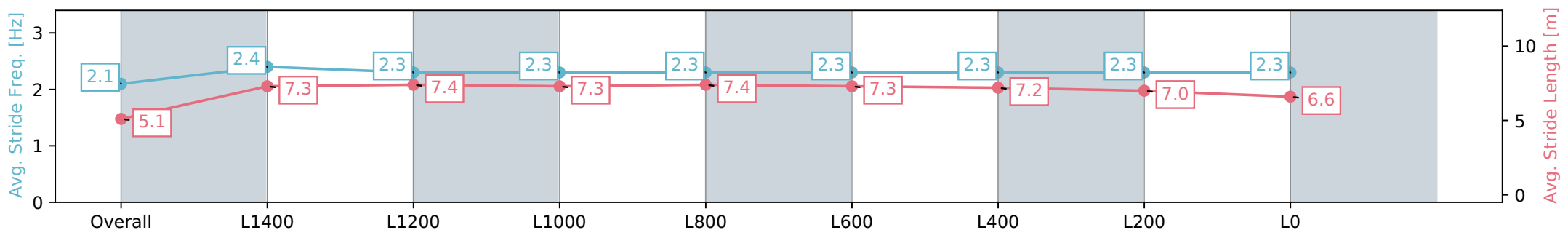
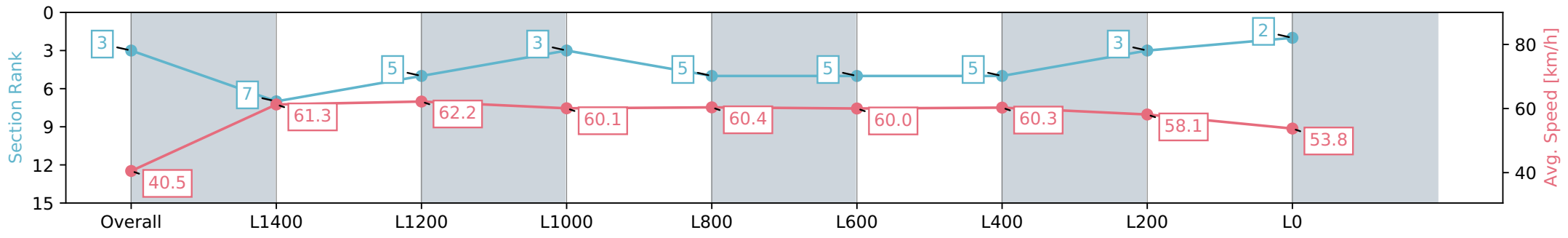
Gawler SA - Professional
 Race 6: Irongate Australia Rating 0 - 58 Handicap (Heat of Provincial Pathways Series) - 1700m



10 April 2024 - 4:15PM

Track Rating: Soft 5, Weather: Overcast, Rail Position: True

Section	Overall	L1400	L1200	L1000	L800	L600	L400	L200	L0
Section Times	1:46.09 [3] (0:08.91)	1:37.18 [7] (0:11.65)	1:25.53 [5] (0:11.59)	1:13.94 [3] (0:11.97)	1:01.97 [5] (0:11.94)	0:50.03 [5] (0:12.13)	0:37.90 [5] (0:12.10)	0:25.80 [3] (0:12.42)	0:13.38 [2] (0:13.38)
Average Speed [km/h]	40.5	61.3	62.2	60.1	60.4	60.0	60.3	58.1	53.8
Top Speed [km/h]	60.3	63.5	63.8	61.5	60.8	61.0	60.7	59.6	56.0
Avg. Dist. to Rail [m]	0.5	0.8	0.5	0.5	0.3	2.0	2.5	2.8	2.5
Avg. Stride Freq. [Hz]	2.1	2.4	2.3	2.3	2.3	2.3	2.3	2.3	2.3
Avg. Stride Length [m]	5.1	7.3	7.4	7.3	7.4	7.3	7.2	7.0	6.6



Report Created: Wed 10 April 2024 18:00:03 GMT+10 (Note: Timing is based on positional data)

- [] Ranking at each section and finish
- :-:- No data available at this section
- NA No data available

Horse/Jockey Name	WANNASCHMACK
Finish Rank	4
Fastest Section Time (Section)	0:09.05 (Overall)
Top Speed [km/h] (Section)	64.8 (L1400)
Race State	Finished



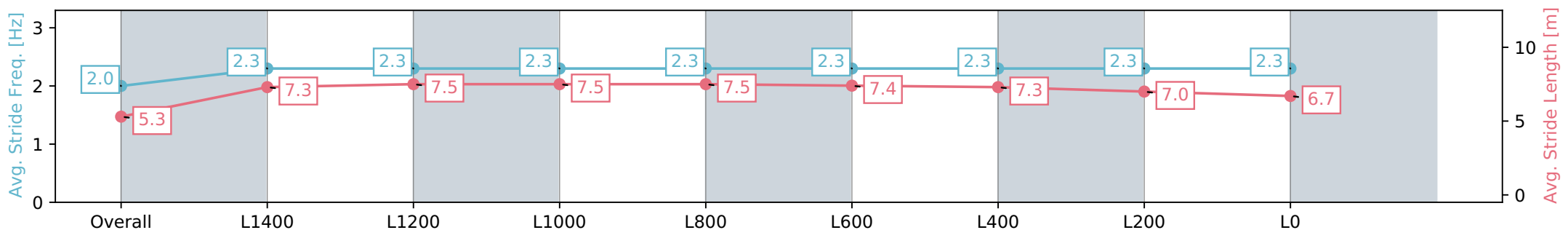
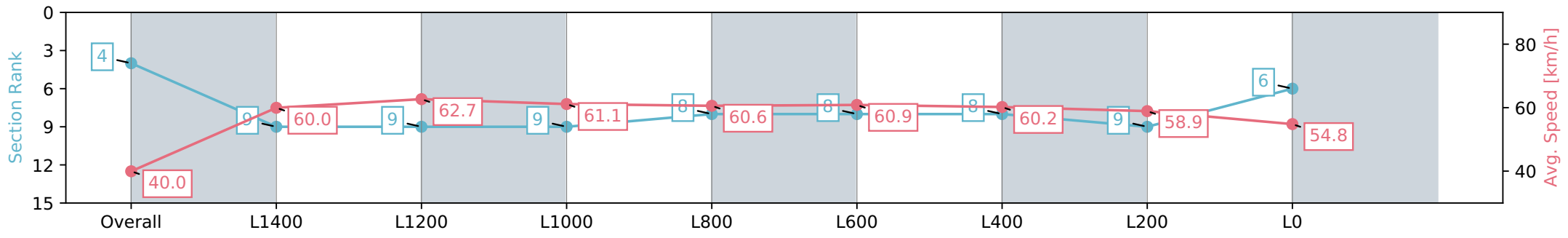
Gawler SA - Professional
 Race 6: Irongate Australia Rating 0 - 58 Handicap (Heat of Provincial Pathways Series) - 1700m



10 April 2024 - 4:15PM

Track Rating: Soft 5, Weather: Overcast, Rail Position: True

Section	Overall	L1400	L1200	L1000	L800	L600	L400	L200	L0
Section Times	1:46.14 [4] (0:09.05)	1:37.09 [9] (0:12.12)	1:24.97 [9] (0:11.53)	1:13.44 [9] (0:11.81)	1:01.63 [8] (0:11.88)	0:49.75 [8] (0:12.03)	0:37.72 [8] (0:12.22)	0:25.50 [9] (0:12.38)	0:13.12 [6] (0:13.12)
Average Speed [km/h]	40.0	60.0	62.7	61.1	60.6	60.9	60.2	58.9	54.8
Top Speed [km/h]	59.2	61.6	64.8	63.6	61.5	61.8	61.2	60.1	56.9
Avg. Dist. to Rail [m]	7.2	2.1	2.0	1.7	1.2	2.6	4.5	6.6	6.9
Avg. Stride Freq. [Hz]	2.0	2.3	2.3	2.3	2.3	2.3	2.3	2.3	2.3
Avg. Stride Length [m]	5.3	7.3	7.5	7.5	7.5	7.4	7.3	7.0	6.7



Report Created: Wed 10 April 2024 18:00:06 GMT+10 (Note: Timing is based on positional data)

- [] Ranking at each section and finish
- :-:- No data available at this section
- NA No data available

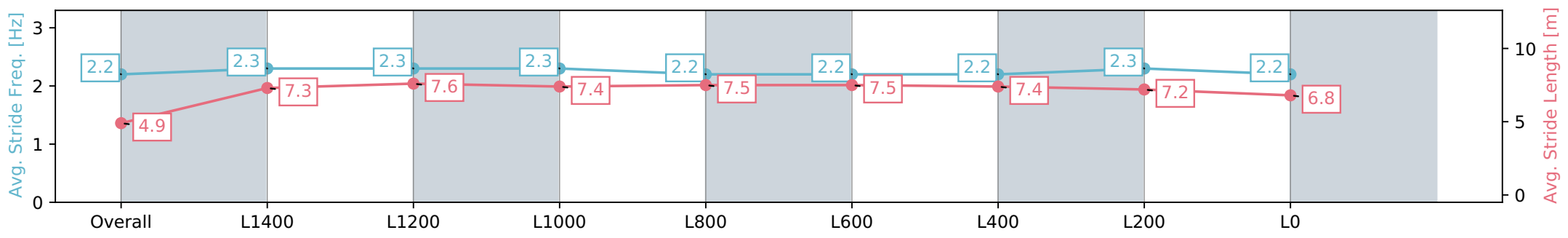
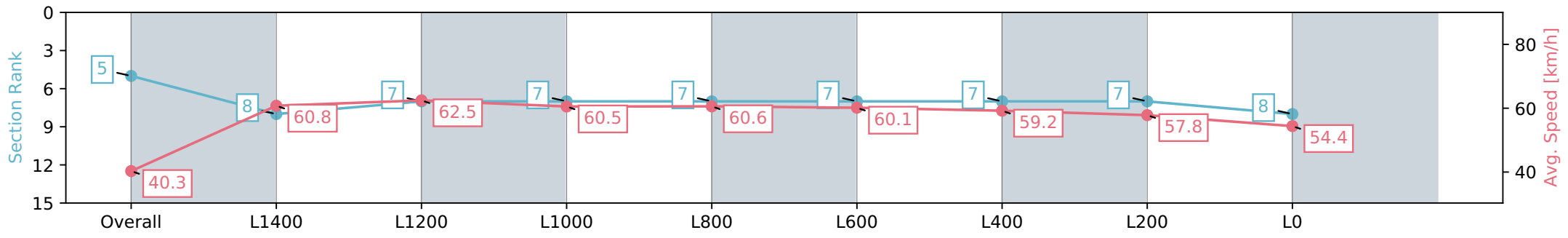
Horse/Jockey Name	ONE SKY ABOVE US
Finish Rank	5
Fastest Section Time (Section)	0:08.94 (Overall)
Top Speed [km/h] (Section)	64.2 (L1400)
Race State	Finished



Gawler SA - Professional
 Race 6: Irongate Australia Rating 0 - 58 Handicap (Heat of Provincial Pathways Series) - 1700m
 10 April 2024 - 4:15PM
 Track Rating: Soft 5, Weather: Overcast, Rail Position: True



Section	Overall	L1400	L1200	L1000	L800	L600	L400	L200	L0
Section Times	1:46.35 [5] (0:08.94)	1:37.41 [8] (0:11.91)	1:25.50 [7] (0:11.55)	1:13.95 [7] (0:11.89)	1:02.06 [7] (0:11.91)	0:50.15 [7] (0:12.08)	0:38.07 [7] (0:12.28)	0:25.78 [7] (0:12.56)	0:13.22 [8] (0:13.22)
Average Speed [km/h]	40.3	60.8	62.5	60.5	60.6	60.1	59.2	57.8	54.4
Top Speed [km/h]	58.3	63.1	64.2	61.9	60.9	61.3	60.4	59.2	55.7
Avg. Dist. to Rail [m]	3.6	1.0	0.9	0.5	0.8	1.8	2.3	3.3	3.5
Avg. Stride Freq. [Hz]	2.2	2.3	2.3	2.3	2.2	2.2	2.2	2.3	2.2
Avg. Stride Length [m]	4.9	7.3	7.6	7.4	7.5	7.5	7.4	7.2	6.8



Report Created: Wed 10 April 2024 18:00:10 GMT+10 (Note: Timing is based on positional data)

- [] Ranking at each section and finish
- :-:- No data available at this section
- NA No data available

Horse/Jockey Name	DEVINE ASSASSIN
Finish Rank	6
Fastest Section Time (Section)	0:08.81 (Overall)
Top Speed [km/h] (Section)	63.8 (L1600)
Race State	Finished



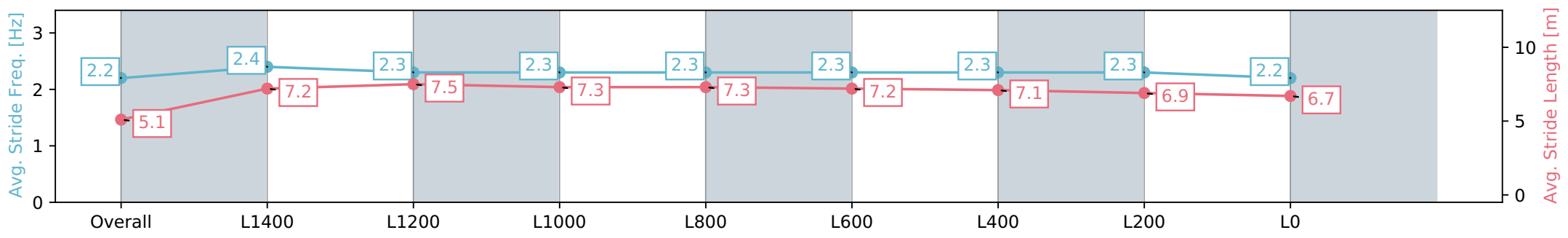
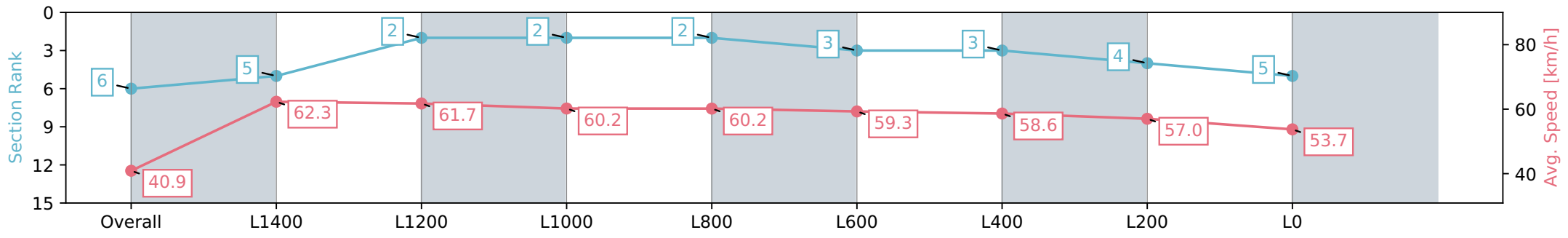
Gawler SA - Professional
 Race 6: Irongate Australia Rating 0 - 58 Handicap (Heat of Provincial Pathways Series) - 1700m



10 April 2024 - 4:15PM

Track Rating: Soft 5, Weather: Overcast, Rail Position: True

Section	Overall	L1400	L1200	L1000	L800	L600	L400	L200	L0
Section Times	1:46.43 [6] (0:08.81)	1:37.62 [5] (0:11.56)	1:26.06 [2] (0:11.65)	1:14.41 [2] (0:11.93)	1:02.48 [2] (0:11.96)	0:50.52 [3] (0:12.14)	0:38.38 [3] (0:12.32)	0:26.06 [4] (0:12.63)	0:13.43 [5] (0:13.43)
Average Speed [km/h]	40.9	62.3	61.7	60.2	60.2	59.3	58.6	57.0	53.7
Top Speed [km/h]	61.7	63.8	62.9	60.8	61.0	60.0	59.4	58.2	55.7
Avg. Dist. to Rail [m]	6.2	1.5	0.8	1.3	1.1	0.4	0.7	2.0	2.5
Avg. Stride Freq. [Hz]	2.2	2.4	2.3	2.3	2.3	2.3	2.3	2.3	2.2
Avg. Stride Length [m]	5.1	7.2	7.5	7.3	7.3	7.2	7.1	6.9	6.7



[] Ranking at each section and finish
 -:-:- No data available at this section
 NA No data available

Horse/Jockey Name	FIAMETTE
Finish Rank	7
Fastest Section Time (Section)	0:09.51 (Overall)
Top Speed [km/h] (Section)	64.6 (L1400)
Race State	Finished



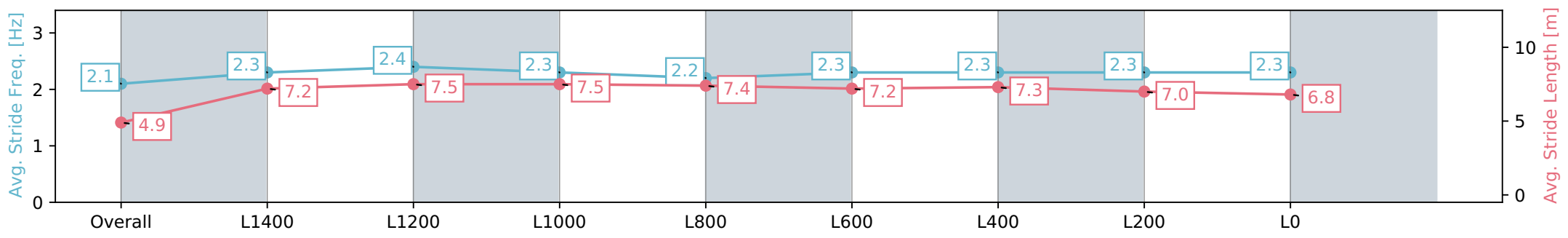
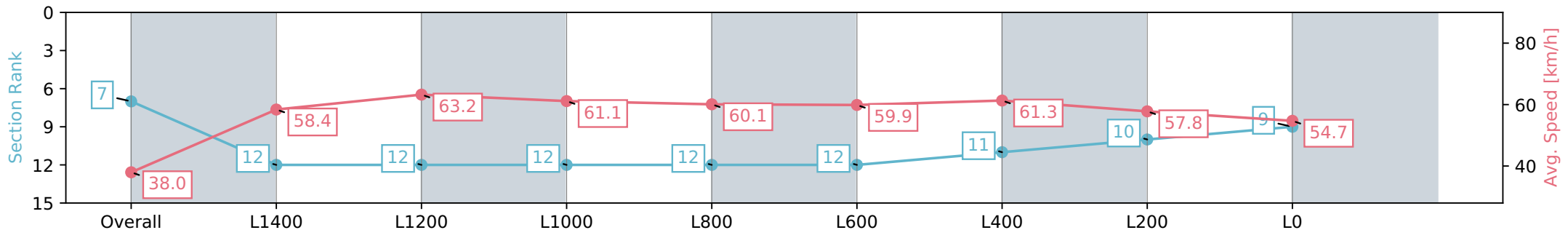
Gawler SA - Professional
 Race 6: Irongate Australia Rating 0 - 58 Handicap (Heat of Provincial Pathways Series) - 1700m



10 April 2024 - 4:15PM

Track Rating: Soft 5, Weather: Overcast, Rail Position: True

Section	Overall	L1400	L1200	L1000	L800	L600	L400	L200	L0
Section Times	1:46.52 [7] (0:09.51)	1:37.01 [12] (0:12.26)	1:24.75 [12] (0:11.39)	1:13.36 [12] (0:11.76)	1:01.60 [12] (0:11.93)	0:49.67 [12] (0:12.12)	0:37.55 [11] (0:11.86)	0:25.69 [10] (0:12.53)	0:13.16 [9] (0:13.16)
Average Speed [km/h]	38.0	58.4	63.2	61.1	60.1	59.9	61.3	57.8	54.7
Top Speed [km/h]	57.6	60.9	64.6	63.9	61.2	62.2	62.8	60.6	57.0
Avg. Dist. to Rail [m]	7.8	0.8	0.8	1.1	0.5	0.8	2.3	5.1	7.5
Avg. Stride Freq. [Hz]	2.1	2.3	2.4	2.3	2.2	2.3	2.3	2.3	2.3
Avg. Stride Length [m]	4.9	7.2	7.5	7.5	7.4	7.2	7.3	7.0	6.8



Report Created: Wed 10 April 2024 18:00:17 GMT+10 (Note: Timing is based on positional data)

- [] Ranking at each section and finish
- :-:- No data available at this section
- NA No data available

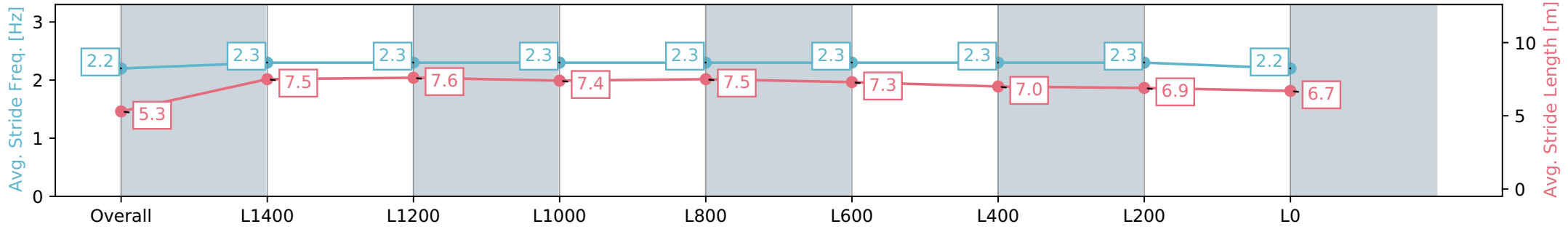
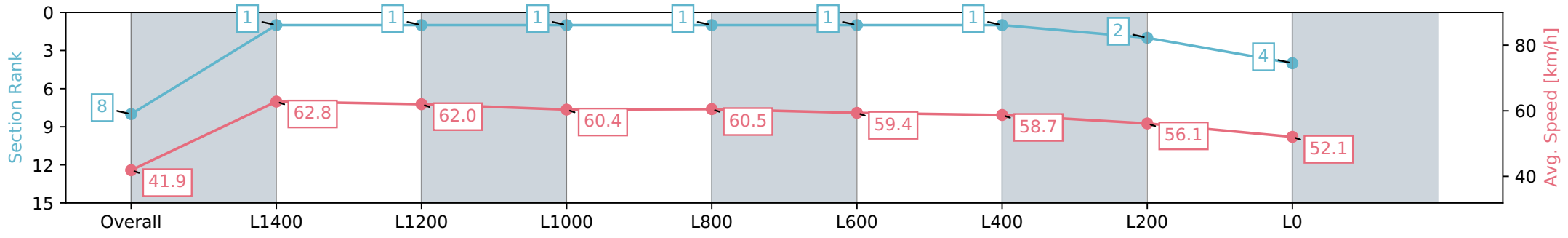
Horse/Jockey Name	LEADER'S PRIDE
Finish Rank	8
Fastest Section Time (Section)	0:08.61 (Overall)
Top Speed [km/h] (Section)	64.0 (L1600)
Race State	Finished



Gawler SA - Professional
 Race 6: Irongate Australia Rating 0 - 58 Handicap (Heat of Provincial Pathways Series) - 1700m
 10 April 2024 - 4:15PM
 Track Rating: Soft 5, Weather: Overcast, Rail Position: True



Section	Overall	L1400	L1200	L1000	L800	L600	L400	L200	L0
Section Times	1:46.78 [8] (0:08.61)	1:38.17 [1] (0:11.59)	1:26.58 [1] (0:11.65)	1:14.93 [1] (0:11.90)	1:03.03 [1] (0:11.91)	0:51.12 [1] (0:12.17)	0:38.95 [1] (0:12.28)	0:26.66 [2] (0:12.84)	0:13.82 [4] (0:13.82)
Average Speed [km/h]	41.9	62.8	62.0	60.4	60.5	59.4	58.7	56.1	52.1
Top Speed [km/h]	61.8	64.0	63.0	61.6	61.1	59.9	59.9	58.2	54.1
Avg. Dist. to Rail [m]	7.0	2.7	0.9	0.5	0.5	0.7	1.1	0.6	0.5
Avg. Stride Freq. [Hz]	2.2	2.3	2.3	2.3	2.3	2.3	2.3	2.3	2.2
Avg. Stride Length [m]	5.3	7.5	7.6	7.4	7.5	7.3	7.0	6.9	6.7



Report Created: Wed 10 April 2024 18:00:20 GMT+10 (Note: Timing is based on positional data)

- [] Ranking at each section and finish
- :-:- No data available at this section
- NA No data available

Horse/Jockey Name	CHARLESFORT
Finish Rank	9
Fastest Section Time (Section)	0:08.73 (Overall)
Top Speed [km/h] (Section)	62.2 (L1400)
Race State	Finished



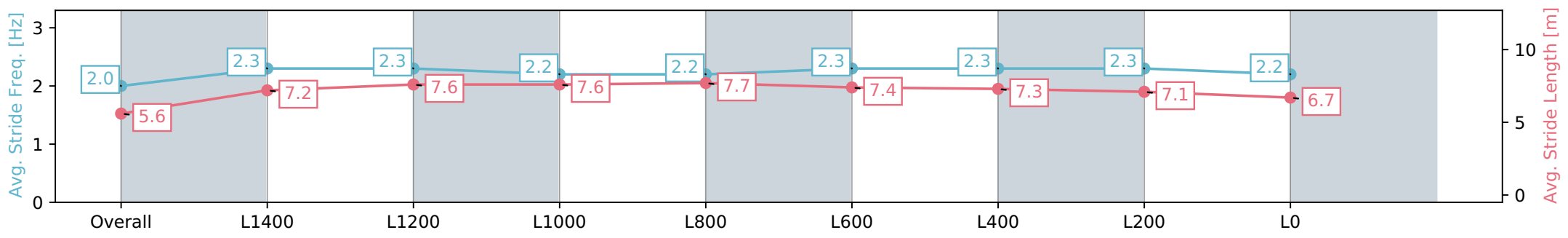
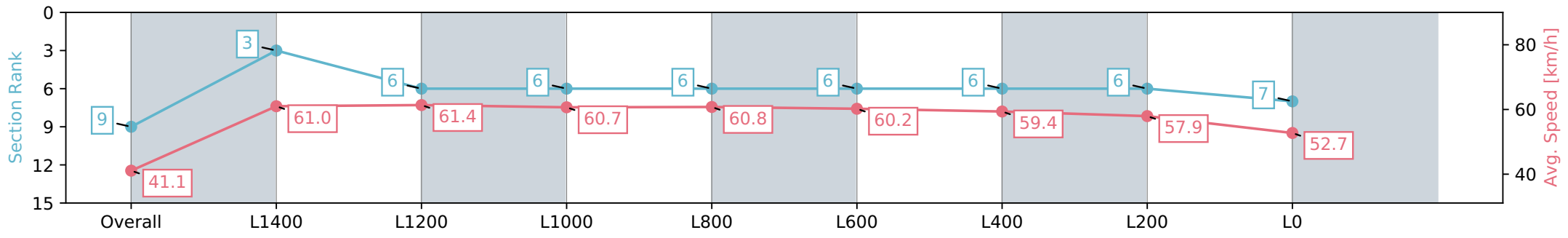
Gawler SA - Professional
 Race 6: Irongate Australia Rating 0 - 58 Handicap (Heat of Provincial Pathways Series) - 1700m



10 April 2024 - 4:15PM

Track Rating: Soft 5, Weather: Overcast, Rail Position: True

Section	Overall	L1400	L1200	L1000	L800	L600	L400	L200	L0
Section Times	1:46.78 [9] (0:08.73)	1:38.05 [3] (0:11.90)	1:26.15 [6] (0:11.72)	1:14.43 [6] (0:11.89)	1:02.54 [6] (0:11.84)	0:50.70 [6] (0:12.15)	0:38.55 [6] (0:12.32)	0:26.23 [6] (0:12.55)	0:13.68 [7] (0:13.68)
Average Speed [km/h]	41.1	61.0	61.4	60.7	60.8	60.2	59.4	57.9	52.7
Top Speed [km/h]	59.3	62.1	62.2	61.4	61.6	61.3	60.8	59.1	54.7
Avg. Dist. to Rail [m]	3.7	1.3	0.8	0.3	0.6	2.5	3.8	5.0	6.0
Avg. Stride Freq. [Hz]	2.0	2.3	2.3	2.2	2.2	2.3	2.3	2.3	2.2
Avg. Stride Length [m]	5.6	7.2	7.6	7.6	7.7	7.4	7.3	7.1	6.7



[] Ranking at each section and finish
 -:-:- No data available at this section
 NA No data available

Horse/Jockey Name	ALLUSION
Finish Rank	10
Fastest Section Time (Section)	0:08.82 (Overall)
Top Speed [km/h] (Section)	63.8 (L1600)
Race State	Finished



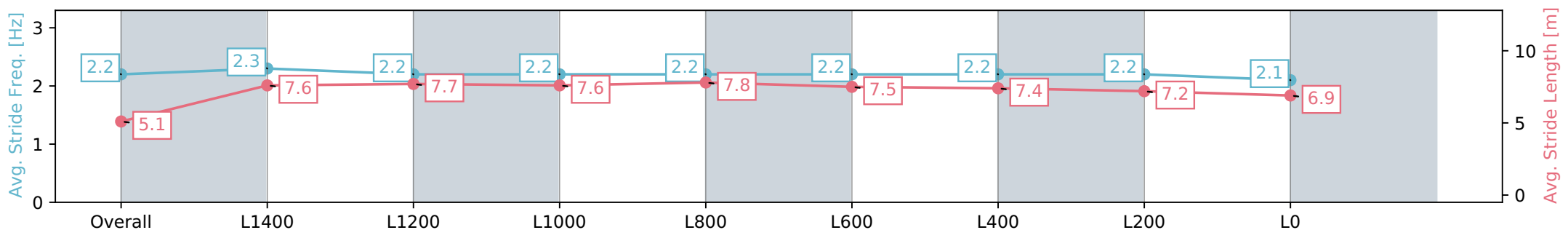
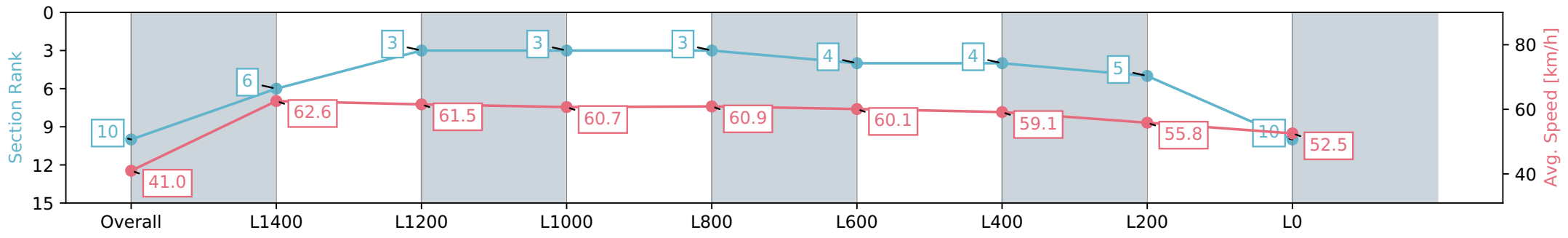
Gawler SA - Professional
 Race 6: Irongate Australia Rating 0 - 58 Handicap (Heat of Provincial Pathways Series) - 1700m



10 April 2024 - 4:15PM

Track Rating: Soft 5, Weather: Overcast, Rail Position: True

Section	Overall	L1400	L1200	L1000	L800	L600	L400	L200	L0
Section Times	1:47.15 [10] (0:08.82)	1:38.33 [6] (0:11.63)	1:26.70 [3] (0:11.70)	1:15.00 [3] (0:11.90)	1:03.10 [3] (0:11.91)	0:51.19 [4] (0:12.22)	0:38.97 [4] (0:12.33)	0:26.64 [5] (0:12.93)	0:13.71 [10] (0:13.71)
Average Speed [km/h]	41.0	62.6	61.5	60.7	60.9	60.1	59.1	55.8	52.5
Top Speed [km/h]	61.8	63.8	62.8	61.5	61.5	60.6	60.2	58.1	54.0
Avg. Dist. to Rail [m]	7.8	2.0	1.5	2.0	2.6	3.1	2.8	3.8	6.0
Avg. Stride Freq. [Hz]	2.2	2.3	2.2	2.2	2.2	2.2	2.2	2.2	2.1
Avg. Stride Length [m]	5.1	7.6	7.7	7.6	7.8	7.5	7.4	7.2	6.9



[] Ranking at each section and finish
 -:-:- No data available at this section
 NA No data available

Horse/Jockey Name	ARMAMENT
Finish Rank	11
Fastest Section Time (Section)	0:09.23 (Overall)
Top Speed [km/h] (Section)	64.3 (L1400)
Race State	Finished



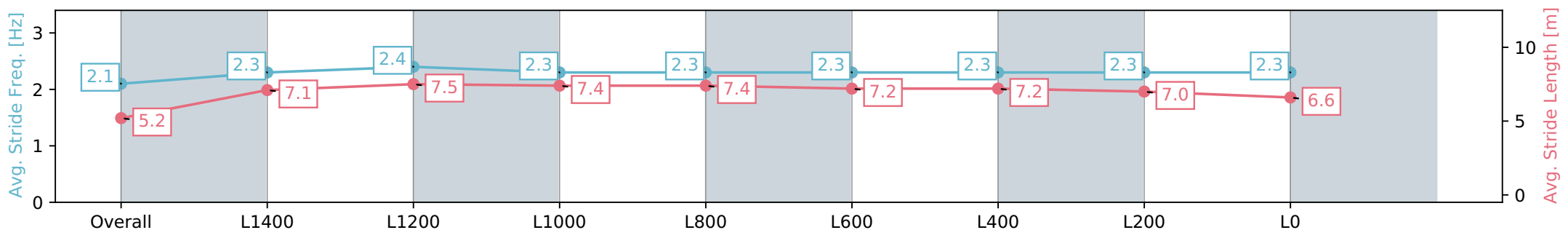
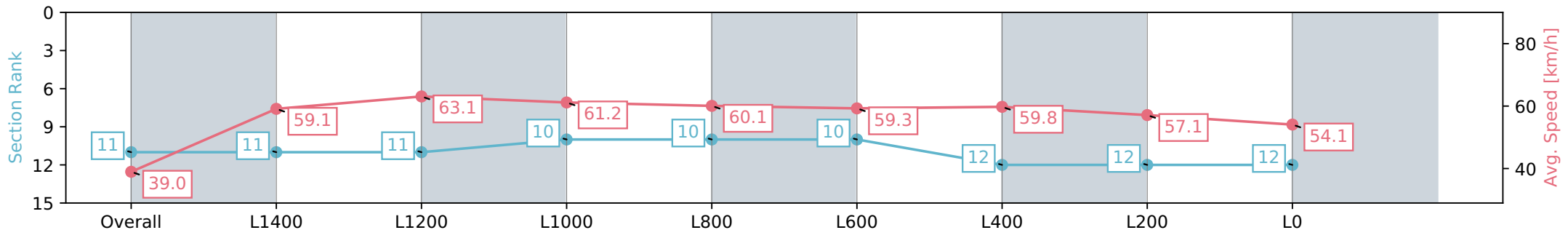
Gawler SA - Professional
 Race 6: Irongate Australia Rating 0 - 58 Handicap (Heat of Provincial Pathways Series) - 1700m



10 April 2024 - 4:15PM

Track Rating: Soft 5, Weather: Overcast, Rail Position: True

Section	Overall	L1400	L1200	L1000	L800	L600	L400	L200	L0
Section Times	1:47.23 [11] (0:09.23)	1:38.00 [11] (0:12.28)	1:25.72 [11] (0:11.43)	1:14.29 [10] (0:11.82)	1:02.47 [10] (0:11.99)	0:50.48 [10] (0:12.24)	0:38.24 [12] (0:12.24)	0:26.00 [12] (0:12.69)	0:13.31 [12] (0:13.31)
Average Speed [km/h]	39.0	59.1	63.1	61.2	60.1	59.3	59.8	57.1	54.1
Top Speed [km/h]	57.4	61.1	64.3	62.4	61.2	60.6	61.0	58.2	55.3
Avg. Dist. to Rail [m]	8.9	1.9	1.2	1.0	1.0	1.4	2.8	3.6	4.8
Avg. Stride Freq. [Hz]	2.1	2.3	2.4	2.3	2.3	2.3	2.3	2.3	2.3
Avg. Stride Length [m]	5.2	7.1	7.5	7.4	7.4	7.2	7.2	7.0	6.6



[] Ranking at each section and finish
 -:-:- No data available at this section
 NA No data available

Horse/Jockey Name	TRANSZAM
Finish Rank	12
Fastest Section Time (Section)	0:09.16 (Overall)
Top Speed [km/h] (Section)	63.4 (L1400)
Race State	Finished



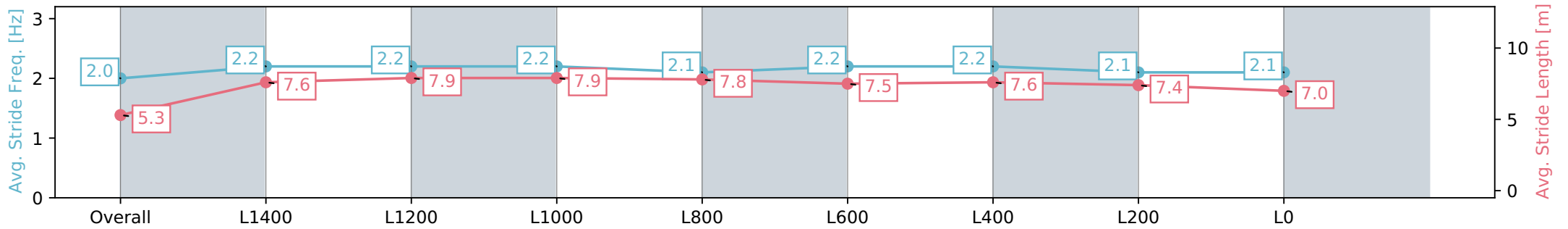
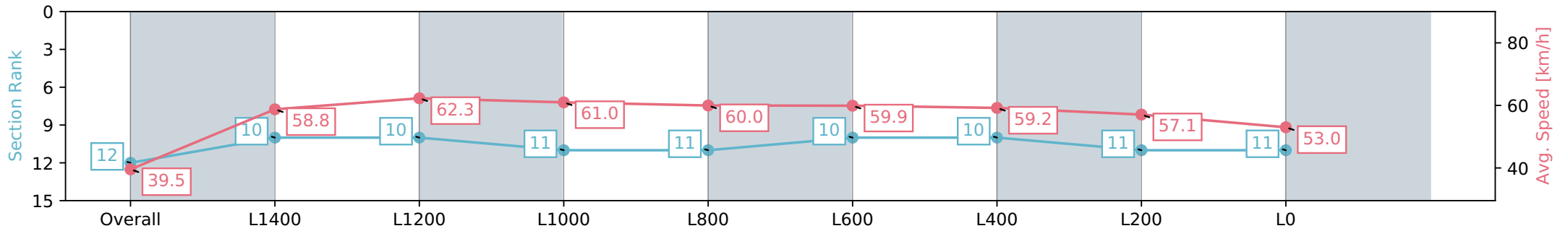
Gawler SA - Professional
 Race 6: Irongate Australia Rating 0 - 58 Handicap (Heat of Provincial Pathways Series) - 1700m



10 April 2024 - 4:15PM

Track Rating: Soft 5, Weather: Overcast, Rail Position: True

Section	Overall	L1400	L1200	L1000	L800	L600	L400	L200	L0
Section Times	1:47.27 [12] (0:09.16)	1:38.11 [10] (0:12.25)	1:25.86 [10] (0:11.54)	1:14.32 [11] (0:11.81)	1:02.51 [11] (0:11.99)	0:50.52 [10] (0:12.03)	0:38.49 [10] (0:12.23)	0:26.26 [11] (0:12.68)	0:13.58 [11] (0:13.57)
Average Speed [km/h]	39.5	58.8	62.3	61.0	60.0	59.9	59.2	57.1	53.0
Top Speed [km/h]	57.2	60.9	63.4	62.2	60.8	61.2	60.1	58.5	55.2
Avg. Dist. to Rail [m]	2.1	0.5	0.3	0.8	0.6	0.5	1.3	2.7	3.6
Avg. Stride Freq. [Hz]	2.0	2.2	2.2	2.2	2.1	2.2	2.2	2.1	2.1
Avg. Stride Length [m]	5.3	7.6	7.9	7.9	7.8	7.5	7.6	7.4	7.0



- [] Ranking at each section and finish
- :-:- No data available at this section
- NA No data available