



RACING SA

Gawler SA

Race 1: Sportsbet Make it Look Easy Maiden Plate - 1500m

10 April 2024 - 1:21PM



Track Rating: Soft 5, Weather: Overcast, Rail Position: True

Section													
Field Times		Overall	L1400	L1200	L1000	L800	L600						
		1:31.51	1:23.20	1:12.34	1:01.01	0:49.26	0:37.31						
		(0:08.31)	(0:10.86)	(0:11.34)	(0:11.74)	(0:11.95)	(0:12.02)						
Position	#	Horse/Jockey	Barrier	Top Speed [km/h]	Fastest Section	First 400m							Distance Travelled From Winner [m]
1	4	PANDARUS	4	67.9	0:08.31	0:24.80	1:31.51	1:23.20 [2]	1:12.35 [1]	1:01.01 [1]	0:49.27 [1]	0:37.32 [1]	
		Alan Lai		1200-1000	1400-1200		(0:08.31)	(0:10.85)	(0:11.34)	(0:11.74)	(0:11.95)	(0:12.02)	
2	6	THERMODYNAMIC	6	68.1	0:08.30	0:24.78	1:31.54	1:23.24 [1]	1:12.26 [2]	1:00.97 [2]	0:49.27 [2]	0:37.23 [2]	+6
		Jacob Opperman		1200-1000	1400-1200		(0:08.30)	(0:10.98)	(0:11.28)	(0:11.70)	(0:12.04)	(0:11.99)	
3	7	HOT OFF	7	67.7	0:08.54	0:25.12	1:31.58	1:23.04 [7]	1:12.12 [4]	1:00.60 [5]	0:48.73 [5]	0:36.84 [5]	+4
		Margaret Collett		1200-1000	1400-1200		(0:08.54)	(0:10.92)	(0:11.52)	(0:11.87)	(0:11.89)	(0:11.87)	
4	13	OPPORTUNE CHANCE	13	65.0	0:08.71	0:25.63	1:31.89	1:23.18 [10]	1:11.94 [10]	1:00.49 [10]	0:48.74 [8]	0:36.75 [9]	+8
		Jason Holder		1200-1000	1400-1200		(0:08.71)	(0:11.24)	(0:11.45)	(0:11.75)	(0:11.99)	(0:11.74)	
5	9	MCLEOD	9	65.1	0:08.54	0:25.43	1:32.04	1:23.50 [6]	1:12.24 [8]	1:00.79 [8]	0:48.88 [10]	0:36.98 [7]	+3
		Todd Pannell		1200-1000	1400-1200		(0:08.54)	(0:11.26)	(0:11.45)	(0:11.91)	(0:11.90)	(0:11.76)	
6	8	MAHENO	8	66.3	0:08.66	0:25.40	1:32.14	1:23.48 [9]	1:12.35 [7]	1:00.79 [9]	0:48.98 [9]	0:37.08 [8]	+4
		Rochelle Milnes		1200-1000	1400-1200		(0:08.66)	(0:11.13)	(0:11.56)	(0:11.81)	(0:11.90)	(0:11.83)	
7	3	DOUBLE YOU OWE	3	64.9	0:09.11	0:26.19	1:32.26	1:23.15 [12]	1:11.75 [12]	1:00.53 [11]	0:49.05 [11]	0:36.97 [11]	+13
		Samuel Payne		1000-800	1400-1200		(0:09.11)	(0:11.40)	(0:11.22)	(0:11.48)	(0:12.08)	(0:11.98)	
8	10	TWO PERCENT ICE	10	67.7	0:08.46	0:25.15	1:32.34	1:23.88 [5]	1:12.87 [5]	1:01.49 [3]	0:49.67 [4]	0:37.77 [3]	+5
		Felicity Atkinson		1200-1000	1400-1200		(0:08.46)	(0:11.01)	(0:11.38)	(0:11.82)	(0:11.90)	(0:12.02)	
9	2	BOLD DISCENT	2	66.0	0:08.34	0:25.17	1:32.65	1:24.31 [3]	1:13.11 [6]	1:01.60 [6]	0:49.77 [6]	0:37.88 [6]	+2
		Anna Jordsjo		1200-1000	1400-1200		(0:08.34)	(0:11.20)	(0:11.51)	(0:11.83)	(0:11.89)	(0:12.03)	
10	5	SOODON	5	66.8	0:08.45	0:25.06	1:33.00	1:24.55 [4]	1:13.55 [3]	1:02.15 [4]	0:50.36 [3]	0:38.43 [3]	-1
		Alana Livesey		1200-1000	1400-1200		(0:08.45)	(0:11.00)	(0:11.40)	(0:11.79)	(0:11.93)	(0:12.16)	

Scratched: Inagurate (#11)

- [] Position in running at each section and finish
- # Saddle cloth number
- :-:- No data available at this section
- █ Background shading for fastest section
- NA No data available



RACING SA

Gawler SA

Race 1: Sportsbet Make it Look Easy Maiden Plate - 1500m

10 April 2024 - 1:21PM



Track Rating: Soft 5, Weather: Overcast, Rail Position: True

Section	Overall	L1400	L1200	L1000	L800	L600
Field Times	1:31.51 (0:08.31)	1:23.20 (0:10.86)	1:12.34 (0:11.34)	1:01.01 (0:11.74)	0:49.26 (0:11.95)	0:37.31 (0:12.02)

Position	#	Horse/Jockey	Barrier	Top Speed [km/h]	Fastest Section	First 400m	Overall	L1400	L1200	L1000	L800	L600	Distance Travelled From Winner [m]
11	1	APACHE STATION John Kissick	1	64.9 1000-800	0:08.90 1400-1200	0:26.13	1:33.25 (0:08.90)	1:24.35 [11] (0:11.54)	1:12.81 [11] (0:11.32)	1:01.49 [12] (0:11.69)	0:49.80 [12] (0:11.75)	0:38.05 [10] (0:12.04)	+0
12	12	LOVE DUBAI Sairyn Fawke	12	66.3 1200-1000	0:08.64 1400-1200	0:25.48	1:37.04 (0:08.64)	1:28.40 [8] (0:11.24)	1:17.16 [9] (0:11.37)	1:05.79 [7] (0:11.86)	0:53.93 [7] (0:12.35)	0:41.58 [12] (0:12.79)	+7

Scratched: Inagurate (#11)

- [] Position in running at each section and finish
- # Saddle cloth number
- :-:- No data available at this section
- █ Background shading for fastest section
- NA No data available



RACING SA

Gawler SA

Race 1: Sportsbet Make it Look Easy Maiden Plate - 1500m

10 April 2024 - 1:21PM



Track Rating: Soft 5, Weather: Overcast, Rail Position: True

Section

Field Times

L400

0:25.28

(0:12.35)

L200

0:12.94

(0:12.94)

Position	#	Horse/Jockey	Barrier	Top Speed [km/h]	Fastest Section	First 400m	L400	L200	Margin	Distance Travelled From Winner [m]
1	4	PANDARUS Alan Lai	4	67.9 1200-1000	0:08.31 1400-1200	0:24.80	0:25.30 [1] (0:12.36)	0:12.94 [1] (0:12.94)	1:31.51	
2	6	THERMODYNAMIC Jacob Opperman	6	68.1 1200-1000	0:08.30 1400-1200	0:24.78	0:25.24 [2] (0:12.30)	0:12.94 [2] (0:12.94)	0.03L	+6
3	7	HOT OFF Margaret Collett	7	67.7 1200-1000	0:08.54 1400-1200	0:25.12	0:24.97 [4] (0:12.16)	0:12.81 [3] (0:12.81)	0.04L	+4
4	13	OPPORTUNE CHANCE Jason Holder	13	65.0 1200-1000	0:08.71 1400-1200	0:25.63	0:25.01 [8] (0:12.11)	0:12.90 [4] (0:12.90)	0.31L	+8
5	9	MCLEOD Todd Pannell	9	65.1 1200-1000	0:08.54 1400-1200	0:25.43	0:25.22 [7] (0:12.21)	0:13.01 [5] (0:13.01)	0.15L	+3
6	8	MAHENO Rochelle Milnes	8	66.3 1200-1000	0:08.66 1400-1200	0:25.40	0:25.25 [9] (0:12.18)	0:13.07 [6] (0:13.07)	0.1L	+4
7	3	DOUBLE YOU OWE Samuel Payne	3	64.9 1000-800	0:09.11 1400-1200	0:26.19	0:24.99 [11] (0:12.13)	0:12.86 [9] (0:12.86)	0.12L	+13
8	10	TWO PERCENT ICE Felicity Atkinson	10	67.7 1200-1000	0:08.46 1400-1200	0:25.15	0:25.75 [3] (0:12.57)	0:13.17 [7] (0:13.17)	0.08L	+5
9	2	BOLD DISCENT Anna Jordsjo	2	66.0 1200-1000	0:08.34 1400-1200	0:25.17	0:25.85 [6] (0:12.54)	0:13.31 [8] (0:13.31)	0.31L	+2
10	5	SOODON Alana Livesey	5	66.8 1200-1000	0:08.45 1400-1200	0:25.06	0:26.27 [5] (0:12.68)	0:13.59 [10] (0:13.59)	0.35L	-1

Scratched: Inagurate (#11)

- [] Position in running at each section and finish
- # Saddle cloth number
- :-:- No data available at this section
- Background shading for fastest section
- NA No data available



RACING SA

Gawler SA

Race 1: Sportsbet Make it Look Easy Maiden Plate - 1500m

10 April 2024 - 1:21PM



Track Rating: Soft 5, Weather: Overcast, Rail Position: True

Section

Field Times

L400	L200
0:25.28	0:12.94
(0:12.35)	(0:12.94)

Position	#	Horse/Jockey	Barrier	Top Speed [km/h]	Fastest Section	First 400m	L400	L200	Margin					Distance Travelled From Winner [m]
11	1	APACHE STATION	1	64.9	0:08.90	0:26.13	0:26.01 [10]	0:13.57 [11]	0.25L					+0
		John Kissick		1000-800	1400-1200		(0:12.44)	(0:13.56)						
12	12	LOVE DUBAI	12	66.3	0:08.64	0:25.48	0:28.79 [12]	0:15.14 [12]	3.79L					+7
		Sairyn Fawke		1200-1000	1400-1200		(0:13.65)	(0:15.14)						

Scratched: Inagurate (#11)

- [] Position in running at each section and finish
- # Saddle cloth number
- :-:- No data available at this section
- Background shading for fastest section
- NA No data available

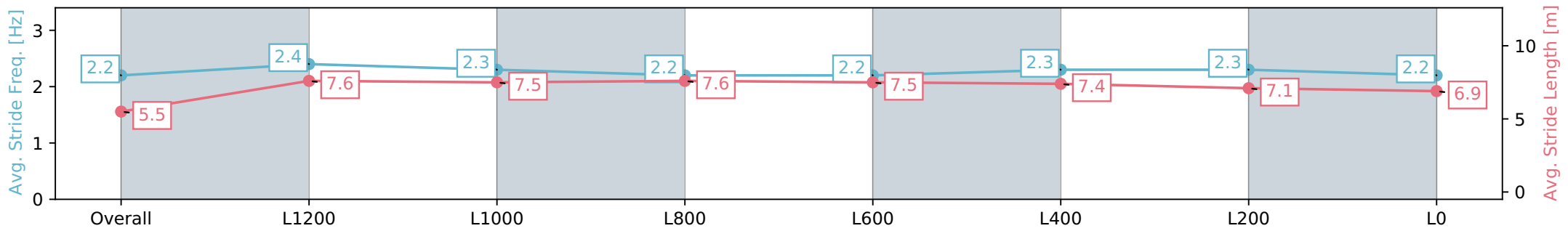
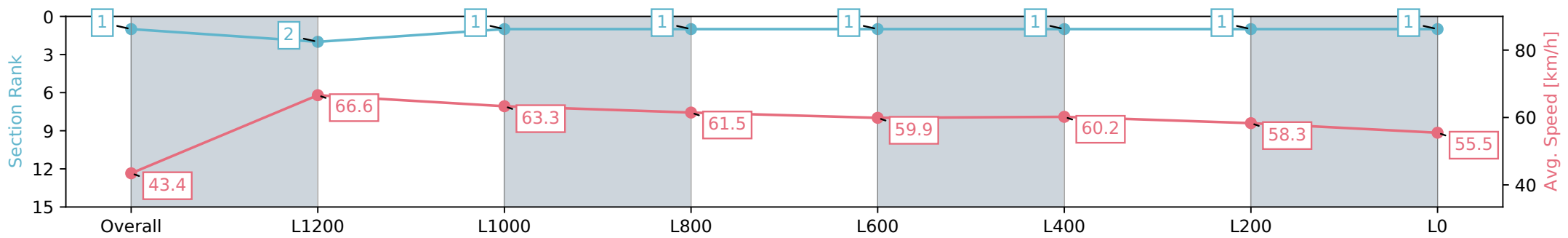
Horse/Jockey Name	PANDARUS
Finish Rank	1
Fastest Section Time (Section)	0:08.31 (Overall)
Top Speed [km/h] (Section)	67.9 (L1400)
Race State	Finished



Gawler SA - Professional
 Race 1: Sportsbet Make it Look Easy Maiden Plate - 1500m
 10 April 2024 - 1:21PM
 Track Rating: Soft 5, Weather: Overcast, Rail Position: True



Section	Overall	L1200	L1000	L800	L600	L400	L200	L0
Section Times	1:31.51 [1] (0:08.31)	1:23.20 [2] (0:10.85)	1:12.35 [1] (0:11.34)	1:01.01 [1] (0:11.74)	0:49.27 [1] (0:11.95)	0:37.32 [1] (0:12.02)	0:25.30 [1] (0:12.36)	0:12.94 [1] (0:12.94)
Average Speed [km/h]	43.4	66.6	63.3	61.5	59.9	60.2	58.3	55.5
Top Speed [km/h]	64.8	67.9	64.7	62.6	61.0	60.9	59.0	56.7
Avg. Dist. to Rail [m]	8.4	3.9	0.5	0.6	0.8	0.5	1.1	1.3
Avg. Stride Freq. [Hz]	2.2	2.4	2.3	2.2	2.2	2.3	2.3	2.2
Avg. Stride Length [m]	5.5	7.6	7.5	7.6	7.5	7.4	7.1	6.9



- [] Ranking at each section and finish
- :-:- No data available at this section
- NA No data available

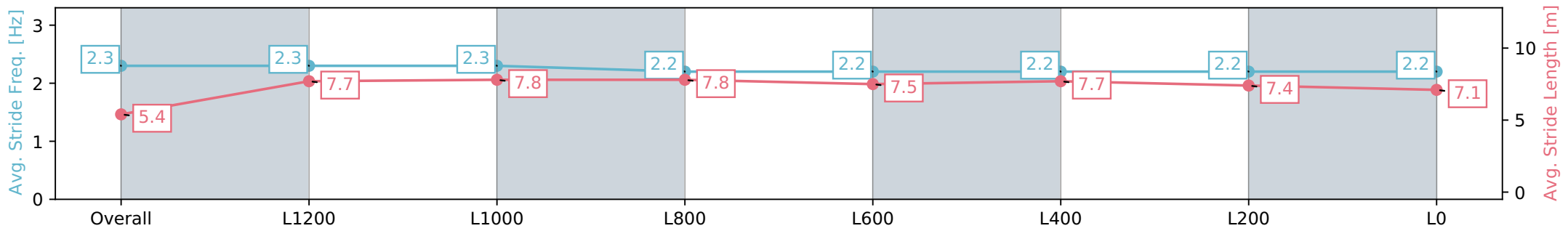
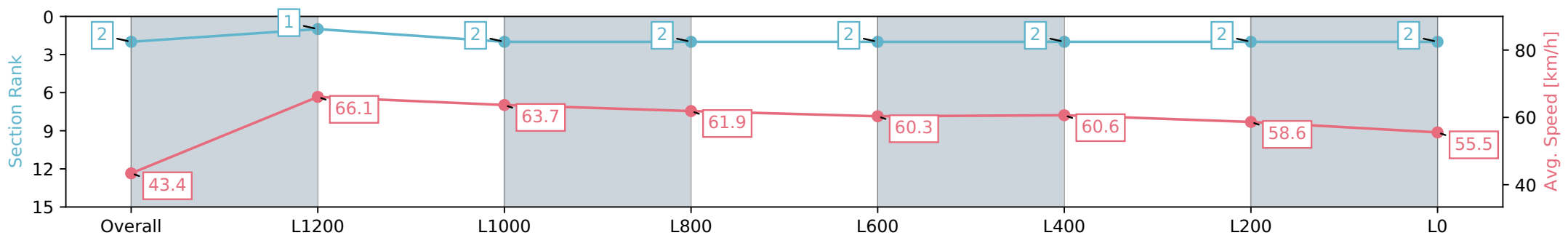
Horse/Jockey Name	THERMODYNAMIC
Finish Rank	2
Fastest Section Time (Section)	0:08.30 (Overall)
Top Speed [km/h] (Section)	68.1 (L1400)
Race State	Finished



Gawler SA - Professional
 Race 1: Sportsbet Make it Look Easy Maiden Plate - 1500m
 10 April 2024 - 1:21PM
 Track Rating: Soft 5, Weather: Overcast, Rail Position: True



Section	Overall	L1200	L1000	L800	L600	L400	L200	L0
Section Times	1:31.54 [2] (0:08.30)	1:23.24 [1] (0:10.98)	1:12.26 [2] (0:11.28)	1:00.97 [2] (0:11.70)	0:49.27 [2] (0:12.04)	0:37.23 [2] (0:11.99)	0:25.24 [2] (0:12.30)	0:12.94 [2] (0:12.94)
Average Speed [km/h]	43.4	66.1	63.7	61.9	60.3	60.6	58.6	55.5
Top Speed [km/h]	63.4	68.1	66.9	62.3	61.1	61.2	59.7	56.8
Avg. Dist. to Rail [m]	6.0	2.8	1.6	1.7	1.8	1.5	1.3	1.8
Avg. Stride Freq. [Hz]	2.3	2.3	2.3	2.2	2.2	2.2	2.2	2.2
Avg. Stride Length [m]	5.4	7.7	7.8	7.8	7.5	7.7	7.4	7.1



- [] Ranking at each section and finish
- :-:- No data available at this section
- NA No data available

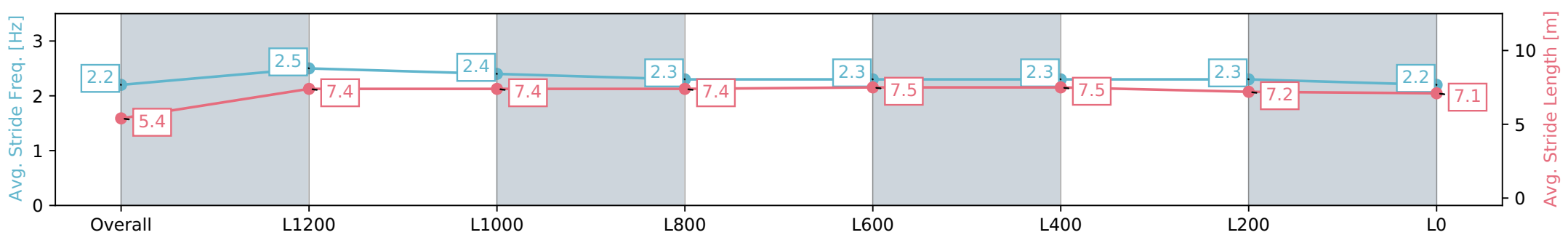
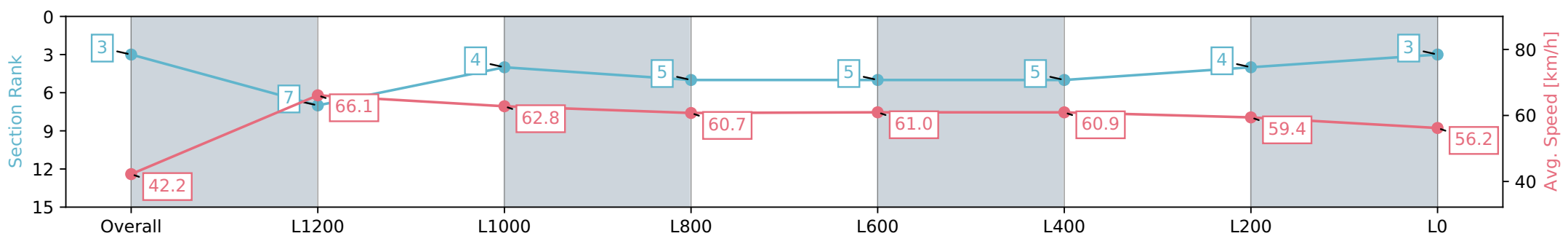
Horse/Jockey Name	HOT OFF
Finish Rank	3
Fastest Section Time (Section)	0:08.54 (Overall)
Top Speed [km/h] (Section)	67.7 (L1400)
Race State	Finished



Gawler SA - Professional
 Race 1: Sportsbet Make it Look Easy Maiden Plate - 1500m
 10 April 2024 - 1:21PM
 Track Rating: Soft 5, Weather: Overcast, Rail Position: True



Section	Overall	L1200	L1000	L800	L600	L400	L200	L0
Section Times	1:31.58 [3] (0:08.54)	1:23.04 [7] (0:10.92)	1:12.12 [4] (0:11.52)	1:00.60 [5] (0:11.87)	0:48.73 [5] (0:11.89)	0:36.84 [5] (0:11.87)	0:24.97 [4] (0:12.16)	0:12.81 [3] (0:12.81)
Average Speed [km/h]	42.2	66.1	62.8	60.7	61.0	60.9	59.4	56.2
Top Speed [km/h]	61.9	67.7	66.5	61.6	61.3	62.2	61.9	57.3
Avg. Dist. to Rail [m]	7.0	2.7	0.7	1.8	0.7	1.4	2.0	3.5
Avg. Stride Freq. [Hz]	2.2	2.5	2.4	2.3	2.3	2.3	2.3	2.2
Avg. Stride Length [m]	5.4	7.4	7.4	7.4	7.5	7.5	7.2	7.1



- [] Ranking at each section and finish
- :-:- No data available at this section
- NA No data available

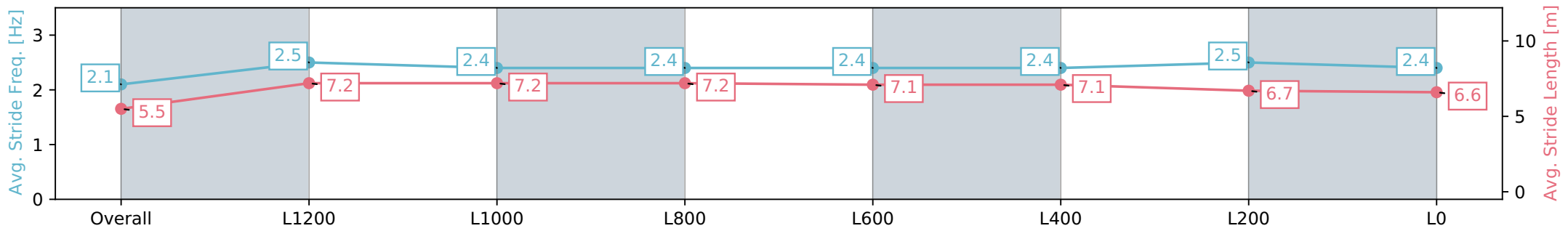
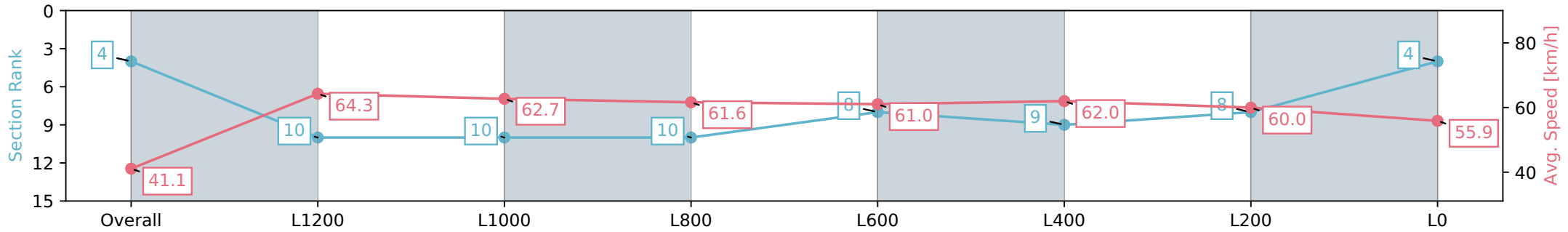
Horse/Jockey Name	OPPORTUNE CHANCE
Finish Rank	4
Fastest Section Time (Section)	0:08.71 (Overall)
Top Speed [km/h] (Section)	65.0 (L1400)
Race State	Finished



Gawler SA - Professional
 Race 1: Sportsbet Make it Look Easy Maiden Plate - 1500m
 10 April 2024 - 1:21PM
 Track Rating: Soft 5, Weather: Overcast, Rail Position: True



Section	Overall	L1200	L1000	L800	L600	L400	L200	L0
Section Times	1:31.89 [4] (0:08.71)	1:23.18 [10] (0:11.24)	1:11.94 [10] (0:11.45)	1:00.49 [10] (0:11.75)	0:48.74 [8] (0:11.99)	0:36.75 [9] (0:11.74)	0:25.01 [8] (0:12.11)	0:12.90 [4] (0:12.90)
Average Speed [km/h]	41.1	64.3	62.7	61.6	61.0	62.0	60.0	55.9
Top Speed [km/h]	61.7	65.0	64.7	62.1	62.2	62.8	61.5	57.8
Avg. Dist. to Rail [m]	8.2	1.7	0.5	1.7	2.2	2.7	5.2	6.3
Avg. Stride Freq. [Hz]	2.1	2.5	2.4	2.4	2.4	2.4	2.5	2.4
Avg. Stride Length [m]	5.5	7.2	7.2	7.2	7.1	7.1	6.7	6.6



- [] Ranking at each section and finish
- :-:- No data available at this section
- NA No data available

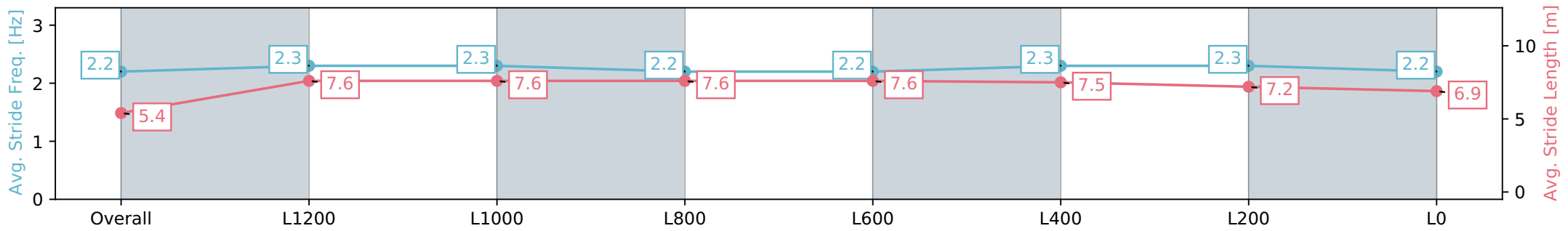
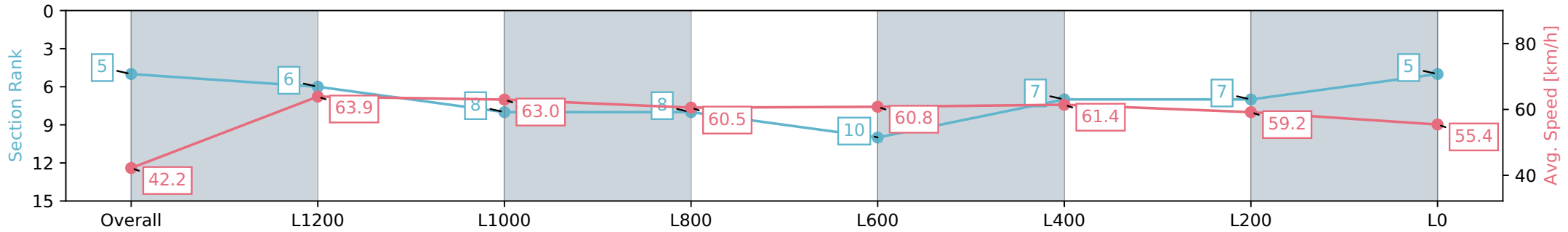
Horse/Jockey Name	MCLEOD
Finish Rank	5
Fastest Section Time (Section)	0:08.54 (Overall)
Top Speed [km/h] (Section)	65.1 (L1400)
Race State	Finished



Gawler SA - Professional
 Race 1: Sportsbet Make it Look Easy Maiden Plate - 1500m
 10 April 2024 - 1:21PM
 Track Rating: Soft 5, Weather: Overcast, Rail Position: True



Section	Overall	L1200	L1000	L800	L600	L400	L200	L0
Section Times	1:32.04 [5] (0:08.54)	1:23.50 [6] (0:11.26)	1:12.24 [8] (0:11.45)	1:00.79 [8] (0:11.91)	0:48.88 [10] (0:11.90)	0:36.98 [7] (0:11.76)	0:25.22 [7] (0:12.21)	0:13.01 [5] (0:13.01)
Average Speed [km/h]	42.2	63.9	63.0	60.5	60.8	61.4	59.2	55.4
Top Speed [km/h]	61.3	65.1	64.6	61.0	61.3	62.1	61.5	57.2
Avg. Dist. to Rail [m]	1.7	1.0	0.5	0.5	0.7	0.8	2.9	4.5
Avg. Stride Freq. [Hz]	2.2	2.3	2.3	2.2	2.2	2.3	2.3	2.2
Avg. Stride Length [m]	5.4	7.6	7.6	7.6	7.6	7.5	7.2	6.9



Report Created: Wed 10 April 2024 14:29:38 GMT+10 (Note: Timing is based on positional data)

- [] Ranking at each section and finish
- :-:- No data available at this section
- NA No data available

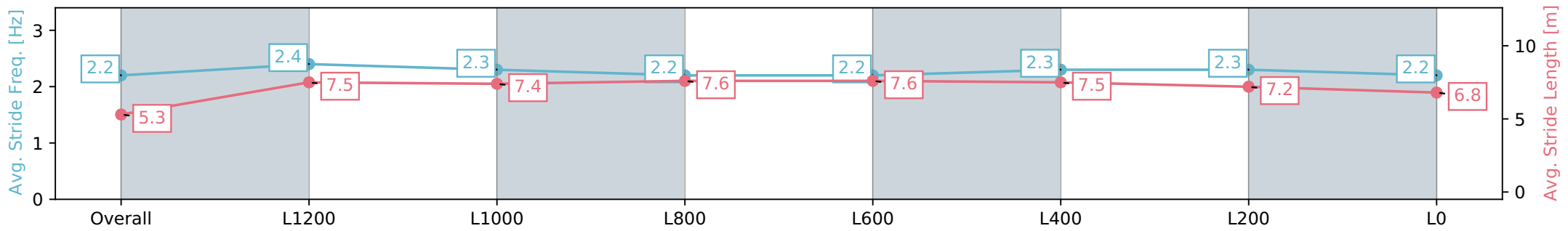
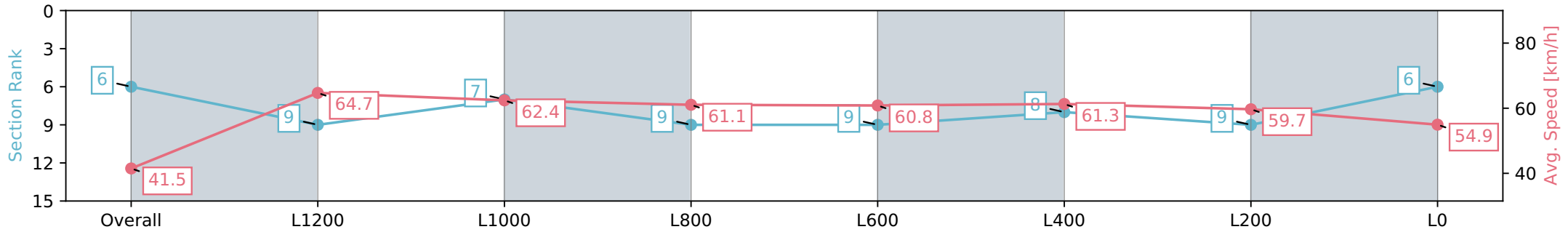
Horse/Jockey Name	MAHENO
Finish Rank	6
Fastest Section Time (Section)	0:08.66 (Overall)
Top Speed [km/h] (Section)	66.3 (L1400)
Race State	Finished



Gawler SA - Professional
 Race 1: Sportsbet Make it Look Easy Maiden Plate - 1500m
 10 April 2024 - 1:21PM
 Track Rating: Soft 5, Weather: Overcast, Rail Position: True



Section	Overall	L1200	L1000	L800	L600	L400	L200	L0
Section Times	1:32.14 [6] (0:08.66)	1:23.48 [9] (0:11.13)	1:12.35 [7] (0:11.56)	1:00.79 [9] (0:11.81)	0:48.98 [9] (0:11.90)	0:37.08 [8] (0:11.83)	0:25.25 [9] (0:12.18)	0:13.07 [6] (0:13.07)
Average Speed [km/h]	41.5	64.7	62.4	61.1	60.8	61.3	59.7	54.9
Top Speed [km/h]	63.1	66.3	64.7	62.1	61.5	62.2	62.2	56.9
Avg. Dist. to Rail [m]	3.1	0.9	0.6	1.4	0.8	1.4	4.2	6.4
Avg. Stride Freq. [Hz]	2.2	2.4	2.3	2.2	2.2	2.3	2.3	2.2
Avg. Stride Length [m]	5.3	7.5	7.4	7.6	7.6	7.5	7.2	6.8



[] Ranking at each section and finish
 -:-:- No data available at this section
 NA No data available

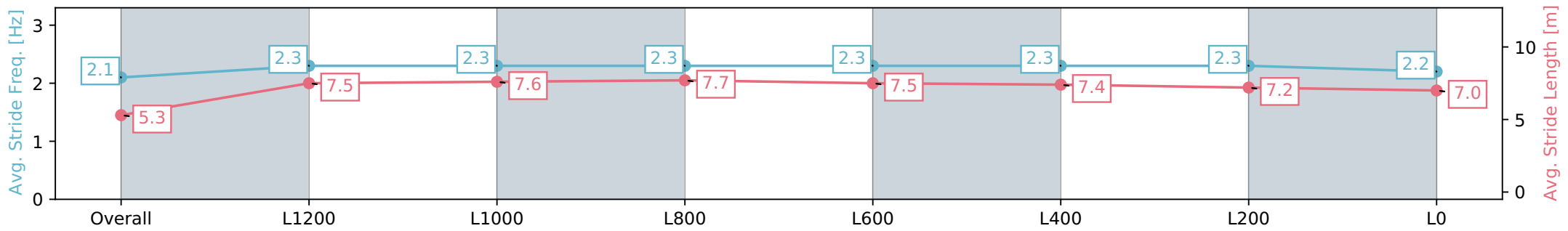
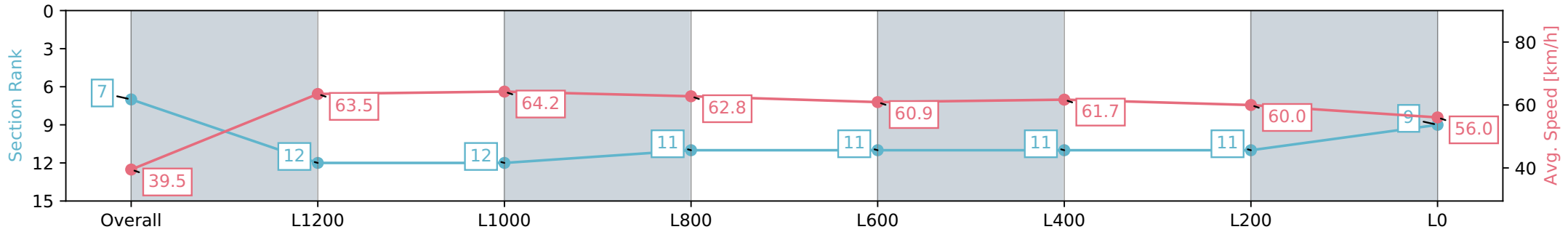
Horse/Jockey Name	DOUBLE YOU OWE
Finish Rank	7
Fastest Section Time (Section)	0:09.11 (Overall)
Top Speed [km/h] (Section)	64.9 (L1200)
Race State	Finished



Gawler SA - Professional
 Race 1: Sportsbet Make it Look Easy Maiden Plate - 1500m
 10 April 2024 - 1:21PM
 Track Rating: Soft 5, Weather: Overcast, Rail Position: True



Section	Overall	L1200	L1000	L800	L600	L400	L200	L0
Section Times	1:32.26 [7] (0:09.11)	1:23.15 [12] (0:11.40)	1:11.75 [12] (0:11.22)	1:00.53 [11] (0:11.48)	0:49.05 [11] (0:12.08)	0:36.97 [11] (0:11.98)	0:24.99 [11] (0:12.13)	0:12.86 [9] (0:12.86)
Average Speed [km/h]	39.5	63.5	64.2	62.8	60.9	61.7	60.0	56.0
Top Speed [km/h]	59.8	64.8	64.9	63.6	62.1	62.2	62.3	57.8
Avg. Dist. to Rail [m]	8.7	2.3	0.7	0.7	3.4	5.7	7.6	8.2
Avg. Stride Freq. [Hz]	2.1	2.3	2.3	2.3	2.3	2.3	2.3	2.2
Avg. Stride Length [m]	5.3	7.5	7.6	7.7	7.5	7.4	7.2	7.0



- [] Ranking at each section and finish
- :-:- No data available at this section
- NA No data available

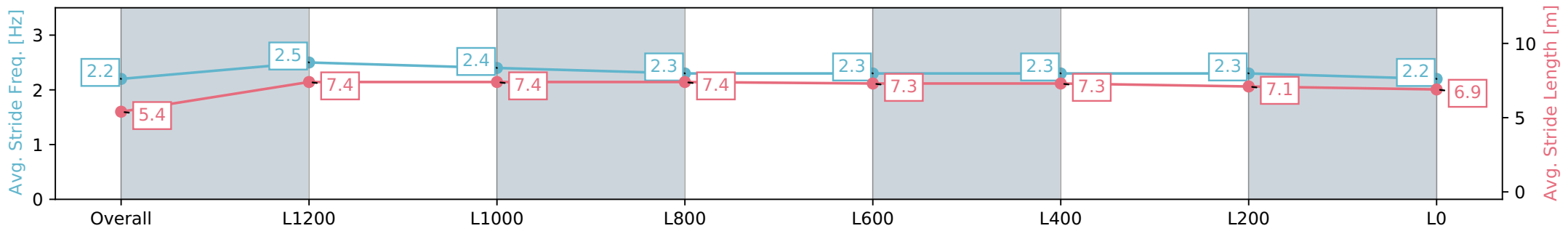
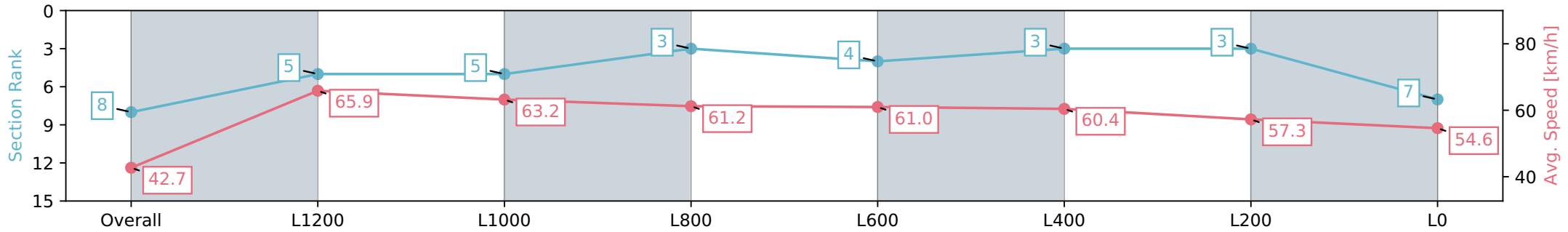
Horse/Jockey Name	TWO PERCENT ICE
Finish Rank	8
Fastest Section Time (Section)	0:08.46 (Overall)
Top Speed [km/h] (Section)	67.7 (L1400)
Race State	Finished



Gawler SA - Professional
 Race 1: Sportsbet Make it Look Easy Maiden Plate - 1500m
 10 April 2024 - 1:21PM
 Track Rating: Soft 5, Weather: Overcast, Rail Position: True



Section	Overall	L1200	L1000	L800	L600	L400	L200	L0
Section Times	1:32.34 [8] (0:08.46)	1:23.88 [5] (0:11.01)	1:12.87 [5] (0:11.38)	1:01.49 [3] (0:11.82)	0:49.67 [4] (0:11.90)	0:37.77 [3] (0:12.02)	0:25.75 [3] (0:12.57)	0:13.17 [7] (0:13.17)
Average Speed [km/h]	42.7	65.9	63.2	61.2	61.0	60.4	57.3	54.6
Top Speed [km/h]	61.0	67.7	65.1	62.6	61.9	60.9	59.1	55.5
Avg. Dist. to Rail [m]	10.2	4.4	2.9	2.9	1.0	1.3	1.5	2.8
Avg. Stride Freq. [Hz]	2.2	2.5	2.4	2.3	2.3	2.3	2.3	2.2
Avg. Stride Length [m]	5.4	7.4	7.4	7.4	7.3	7.3	7.1	6.9



- [] Ranking at each section and finish
- :-:- No data available at this section
- NA No data available

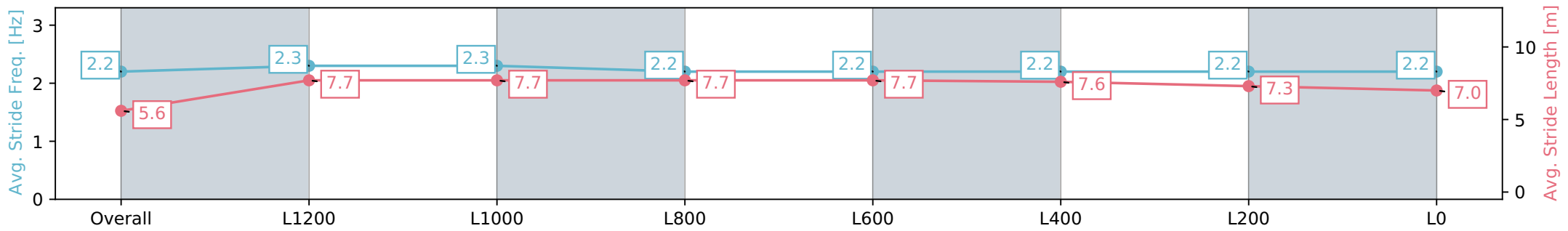
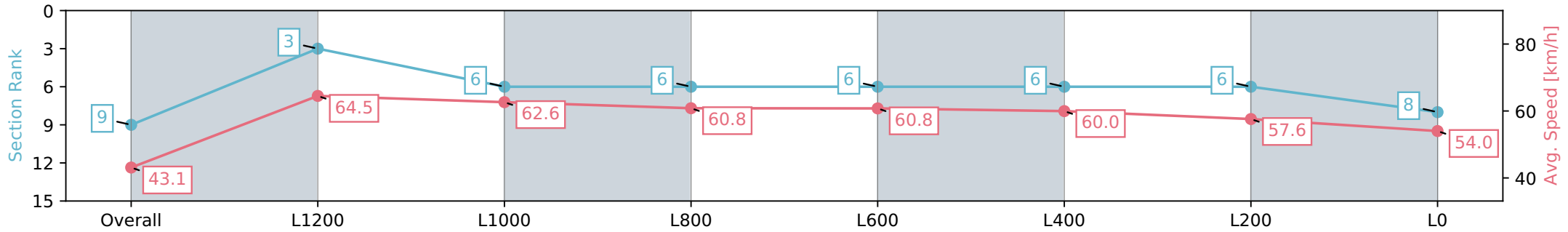
Horse/Jockey Name	BOLD DISCENT
Finish Rank	9
Fastest Section Time (Section)	0:08.34 (Overall)
Top Speed [km/h] (Section)	66.0 (L1400)
Race State	Finished



Gawler SA - Professional
Race 1: Sportsbet Make it Look Easy Maiden Plate - 1500m
 10 April 2024 - 1:21PM
 Track Rating: Soft 5, Weather: Overcast, Rail Position: True



Section	Overall	L1200	L1000	L800	L600	L400	L200	L0
Section Times	1:32.65 [9] (0:08.34)	1:24.31 [3] (0:11.20)	1:13.11 [6] (0:11.51)	1:01.60 [6] (0:11.83)	0:49.77 [6] (0:11.89)	0:37.88 [6] (0:12.03)	0:25.85 [6] (0:12.54)	0:13.31 [8] (0:13.31)
Average Speed [km/h]	43.1	64.5	62.6	60.8	60.8	60.0	57.6	54.0
Top Speed [km/h]	63.2	66.0	64.7	61.6	62.0	60.5	58.8	55.8
Avg. Dist. to Rail [m]	4.6	2.0	0.8	0.7	0.4	0.3	1.6	4.5
Avg. Stride Freq. [Hz]	2.2	2.3	2.3	2.2	2.2	2.2	2.2	2.2
Avg. Stride Length [m]	5.6	7.7	7.7	7.7	7.7	7.7	7.3	7.0



- [] Ranking at each section and finish
- :-:- No data available at this section
- NA No data available

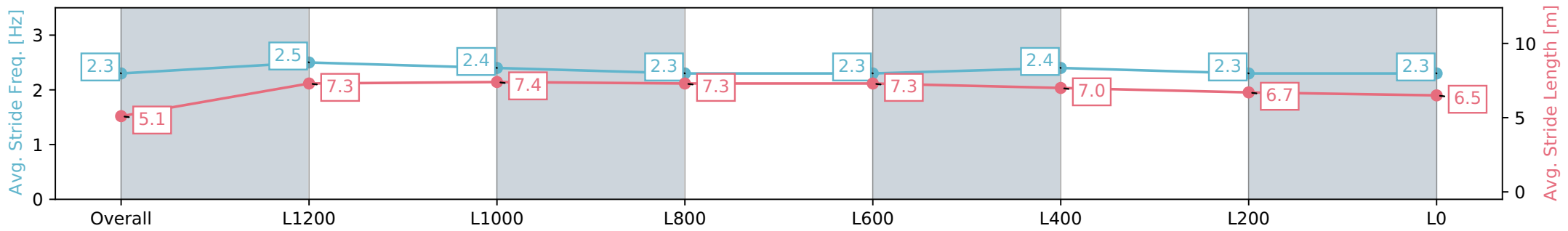
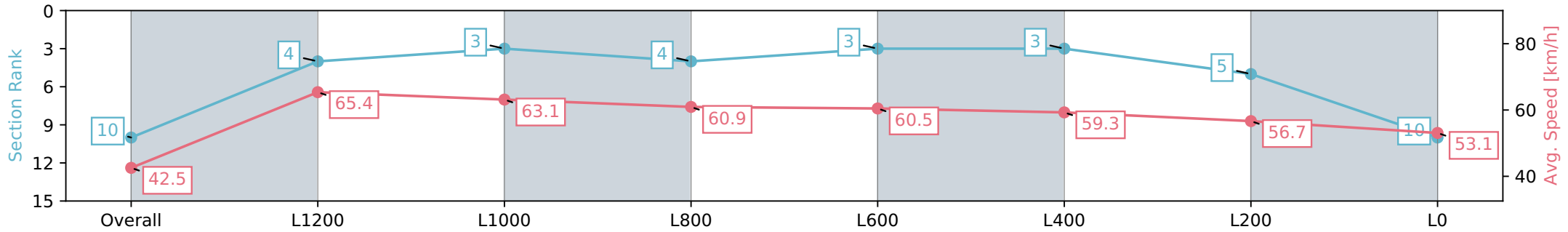
Horse/Jockey Name	SOODON
Finish Rank	10
Fastest Section Time (Section)	0:08.45 (Overall)
Top Speed [km/h] (Section)	66.8 (L1400)
Race State	Finished



Gawler SA - Professional
 Race 1: Sportsbet Make it Look Easy Maiden Plate - 1500m
 10 April 2024 - 1:21PM
 Track Rating: Soft 5, Weather: Overcast, Rail Position: True



Section	Overall	L1200	L1000	L800	L600	L400	L200	L0
Section Times	1:33.00 [10] (0:08.45)	1:24.55 [4] (0:11.00)	1:13.55 [3] (0:11.40)	1:02.15 [4] (0:11.79)	0:50.36 [3] (0:11.93)	0:38.43 [3] (0:12.16)	0:26.27 [5] (0:12.68)	0:13.59 [10] (0:13.59)
Average Speed [km/h]	42.5	65.4	63.1	60.9	60.5	59.3	56.7	53.1
Top Speed [km/h]	63.5	66.8	64.3	62.9	61.3	61.1	59.2	54.6
Avg. Dist. to Rail [m]	2.4	0.7	1.0	0.5	0.2	0.3	0.2	0.3
Avg. Stride Freq. [Hz]	2.3	2.5	2.4	2.3	2.3	2.4	2.3	2.3
Avg. Stride Length [m]	5.1	7.3	7.4	7.3	7.3	7.0	6.7	6.5



Report Created: Wed 10 April 2024 14:29:55 GMT+10 (Note: Timing is based on positional data)

- [] Ranking at each section and finish
- :-:- No data available at this section
- NA No data available



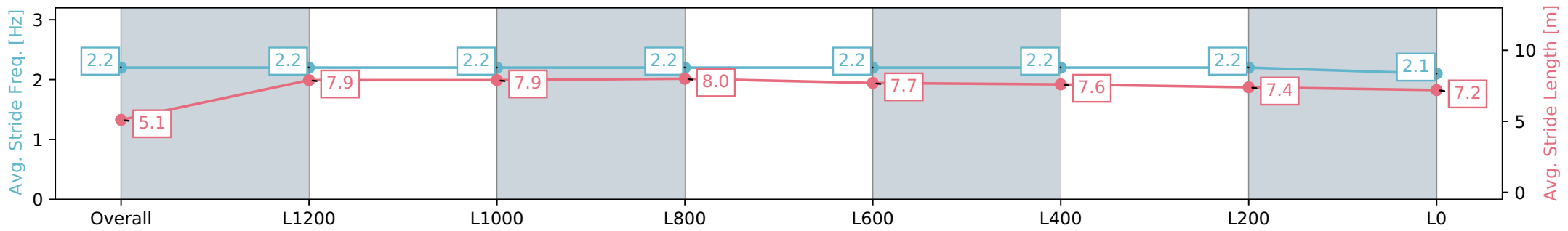
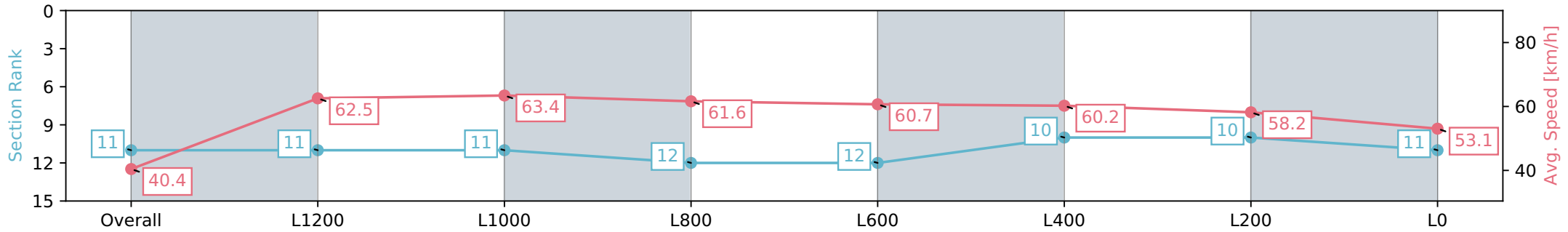
Horse/Jockey Name	APACHE STATION
Finish Rank	11
Fastest Section Time (Section)	0:08.90 (Overall)
Top Speed [km/h] (Section)	64.9 (L1200)
Race State	Finished



Gawler SA - Professional
 Race 1: Sportsbet Make it Look Easy Maiden Plate - 1500m
 10 April 2024 - 1:21PM
 Track Rating: Soft 5, Weather: Overcast, Rail Position: True



Section	Overall	L1200	L1000	L800	L600	L400	L200	L0
Section Times	1:33.25 [11] (0:08.90)	1:24.35 [11] (0:11.54)	1:12.81 [11] (0:11.32)	1:01.49 [12] (0:11.69)	0:49.80 [12] (0:11.75)	0:38.05 [10] (0:12.04)	0:26.01 [10] (0:12.44)	0:13.57 [11] (0:13.56)
Average Speed [km/h]	40.4	62.5	63.4	61.6	60.7	60.2	58.2	53.1
Top Speed [km/h]	60.1	63.9	64.9	62.7	61.4	61.5	59.2	55.9
Avg. Dist. to Rail [m]	5.9	1.9	0.4	0.2	1.1	1.6	3.0	5.0
Avg. Stride Freq. [Hz]	2.2	2.2	2.2	2.2	2.2	2.2	2.2	2.1
Avg. Stride Length [m]	5.1	7.9	7.9	8.0	7.7	7.6	7.4	7.2



- [] Ranking at each section and finish
- :-:- No data available at this section
- NA No data available

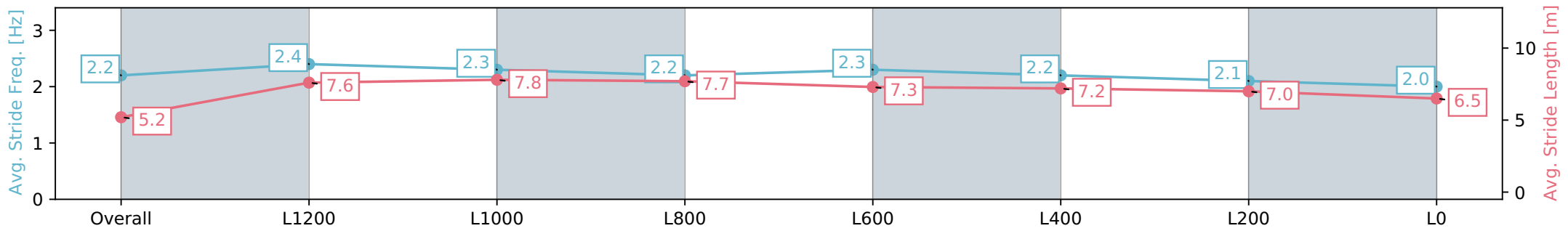
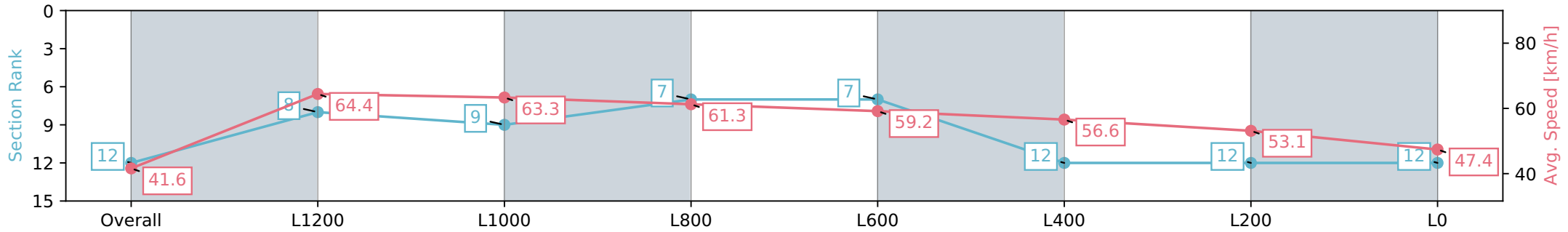
Horse/Jockey Name	LOVE DUBAI
Finish Rank	12
Fastest Section Time (Section)	0:08.64 (Overall)
Top Speed [km/h] (Section)	66.3 (L1400)
Race State	Finished



Gawler SA - Professional
 Race 1: Sportsbet Make it Look Easy Maiden Plate - 1500m
 10 April 2024 - 1:21PM
 Track Rating: Soft 5, Weather: Overcast, Rail Position: True



Section	Overall	L1200	L1000	L800	L600	L400	L200	L0
Section Times	1:37.04 [12] (0:08.64)	1:28.40 [8] (0:11.24)	1:17.16 [9] (0:11.37)	1:05.79 [7] (0:11.86)	0:53.93 [7] (0:12.35)	0:41.58 [12] (0:12.79)	0:28.79 [12] (0:13.65)	0:15.14 [12] (0:15.14)
Average Speed [km/h]	41.6	64.4	63.3	61.3	59.2	56.6	53.1	47.4
Top Speed [km/h]	59.8	66.3	65.0	62.6	60.2	58.4	55.5	50.0
Avg. Dist. to Rail [m]	12.2	5.1	2.2	3.1	2.0	1.4	4.8	6.0
Avg. Stride Freq. [Hz]	2.2	2.4	2.3	2.2	2.3	2.2	2.1	2.0
Avg. Stride Length [m]	5.2	7.6	7.8	7.7	7.3	7.2	7.0	6.5



- [] Ranking at each section and finish
- :-:- No data available at this section
- NA No data available