



RACING SA

# Gawler SA

## Race 7: Sanders Fodder Rating 0 - 56 Handicap - 1200m

28 February 2024 - 5:13PM



Track Rating: Good 4, Weather: Fine, Rail Position: True

Section												Overall	L1000	L800	L600	L400	L200		
Field Times												1:11.83 (0:13.79)	0:58.04 (0:11.00)	0:47.03 (0:11.66)	0:35.37 (0:11.64)	0:23.73 (0:11.39)	0:12.34 (0:12.34)		
Position	#	Horse/Jockey	Barrier	Top Speed [km/h]	Fastest Section	First 400m							Margin	Distance Travelled From Winner [m]					
1	7	<b>NO ENTITLEMENT</b> Rochelle Milnes	7	65.7 1200-1000	0:11.11 1000-800	0:24.97	1:11.83 (0:13.86)	0:57.97 [3] (0:11.11)	0:46.86 [3] (0:11.62)	0:35.24 [2] (0:11.57)	0:23.66 [2] (0:11.32)	0:12.34 [1] (0:12.34)	1:11.83						
2	2	<b>NOT A SINGLE BID</b> Alana Livesey	2	66.3 1000-800	0:11.20 1000-800	0:25.66	1:12.13 (0:14.46)	0:57.67 [7] (0:11.20)	0:46.47 [7] (0:11.42)	0:35.05 [6] (0:11.27)	0:23.78 [5] (0:11.57)	0:12.20 [3] (0:12.20)	1.8L	+2					
3	3	<b>RUBINI</b> Ivy Lam	3	66.7 1000-800	0:10.98 1000-800	0:25.86	1:12.34 (0:14.88)	0:57.46 [10] (0:10.98)	0:46.48 [8] (0:11.47)	0:35.01 [8] (0:11.34)	0:23.67 [8] (0:11.57)	0:12.09 [6] (0:12.09)	3.1L	-4					
4	5	<b>BENE MAGIC</b> Todd Pannell	5	65.6 600-400	0:11.22 1000-800	0:25.99	1:12.35 (0:14.77)	0:57.58 [9] (0:11.22)	0:46.36 [10] (0:11.47)	0:34.89 [9] (0:11.33)	0:23.56 [10] (0:11.52)	0:12.04 [9] (0:12.04)	3.2L	+1					
5	12	<b>BELLA SOO</b> Sophie Logan	12	65.4 1000-800	0:11.19 1000-800	0:25.50	1:12.42 (0:14.31)	0:58.11 [5] (0:11.19)	0:46.92 [5] (0:11.51)	0:35.41 [5] (0:11.43)	0:23.98 [6] (0:11.59)	0:12.39 [5] (0:12.39)	3.6L	+2					
6	1	<b>COMMANDING REIGN</b> Jessica Eaton	1	67.5 1000-800	0:10.96 1000-800	0:24.79	1:12.44 (0:13.83)	0:58.61 [2] (0:10.96)	0:47.65 [1] (0:11.67)	0:35.98 [1] (0:11.64)	0:24.34 [1] (0:11.82)	0:12.52 [2] (0:12.52)	3.8L	-5					
7	4	<b>THE BIG FREEZE</b> Polly Brewster	4	65.5 800-600	0:11.14 1000-800	0:25.31	1:12.93 (0:14.17)	0:58.76 [4] (0:11.14)	0:47.62 [4] (0:11.42)	0:36.20 [4] (0:11.49)	0:24.71 [4] (0:11.81)	0:12.90 [4] (0:12.90)	6.8L	+2					
8	6	<b>CATALINA BLUE</b> Teagan Voorham	6	65.8 1000-800	0:11.30 600-400	0:25.95	1:12.98 (0:14.57)	0:58.40 [8] (0:11.37)	0:47.03 [9] (0:11.51)	0:35.52 [9] (0:11.30)	0:24.22 [9] (0:11.56)	0:12.65 [10] (0:12.65)	7.1L	+2					
9	8	<b>OAKFIELD GERONIMO</b> Nichola Yuen	8	65.2 1000-800	0:11.23 1000-800	0:25.54	1:13.14 (0:14.31)	0:58.83 [5] (0:11.23)	0:47.60 [6] (0:11.60)	0:36.00 [7] (0:11.35)	0:24.65 [7] (0:11.80)	0:12.85 [8] (0:12.85)	8.1L	+0					
10	10	<b>HEROIC SPIRIT</b> Jade Doyle	10	67.0 1000-800	0:11.01 1000-800	0:24.80	1:13.77 (0:13.79)	0:59.98 [1] (0:11.01)	0:48.97 [2] (0:11.80)	0:37.17 [3] (0:11.59)	0:25.58 [3] (0:12.07)	0:13.51 [7] (0:13.51)	12.0L	+2					

Scratched: Utah Joe (#9), Valley Of Darkness (#11)

- [ ] Position in running at each section and finish
- # Saddle cloth number
- :-:- No data available at this section
- Background shading for fastest section
- NA No data available

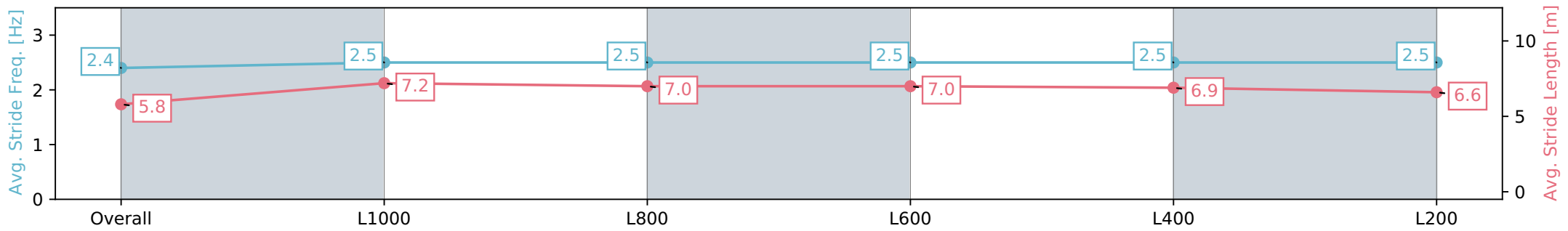
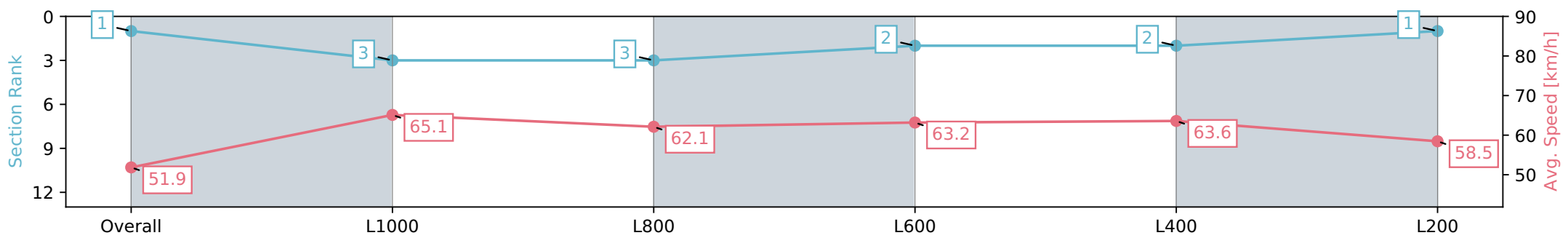
Horse/Jockey Name	NO ENTITLEMENT
Finish Rank	1
Fastest Section Time (Section)	0:11.11 (L1000)
Top Speed [km/h] (Section)	65.7 (Overall)
Race State	Finished



Gawler SA - Professional  
 Race 7: Sanders Fodder Rating 0 - 56 Handicap - 1200m  
 28 February 2024 - 5:13PM  
 Track Rating: Good 4, Weather: Fine, Rail Position: True



Section	Overall	L1000	L800	L600	L400	L200
Section Times	1:11.83 [1] (0:13.86)	0:57.97 [3] (0:11.11)	0:46.86 [3] (0:11.62)	0:35.24 [2] (0:11.57)	0:23.66 [2] (0:11.32)	0:12.34 [1] (0:12.34)
Average Speed [km/h]	51.9	65.1	62.1	63.2	63.6	58.5
Top Speed [km/h]	65.7	65.7	63.5	65.4	65.2	62.0
Avg. Dist. to Rail [m]	1.5	0.9	0.8	3.0	0.7	0.7
Avg. Stride Freq. [Hz]	2.4	2.5	2.5	2.5	2.5	2.5
Avg. Stride Length [m]	5.8	7.2	7.0	7.0	6.9	6.6



Report Created: Wed 28 February 2024 18:11:10 GMT+11 (Note: Timing is based on positional data)

- [ ] Ranking at each section and finish
- :-:- No data available at this section
- NA No data available

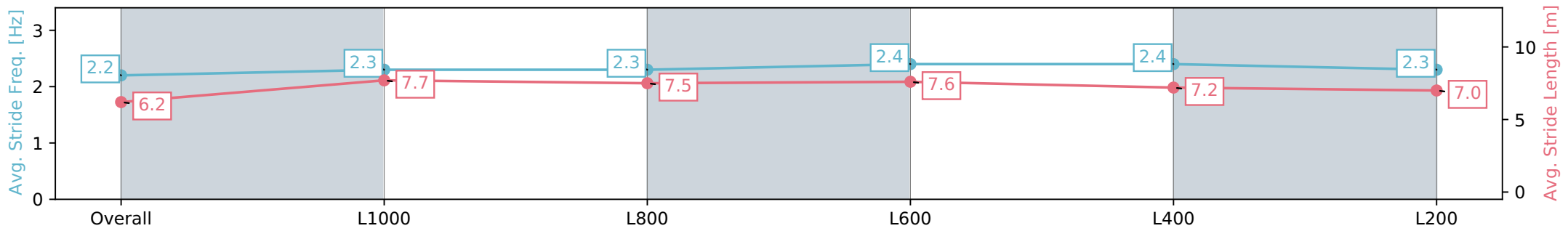
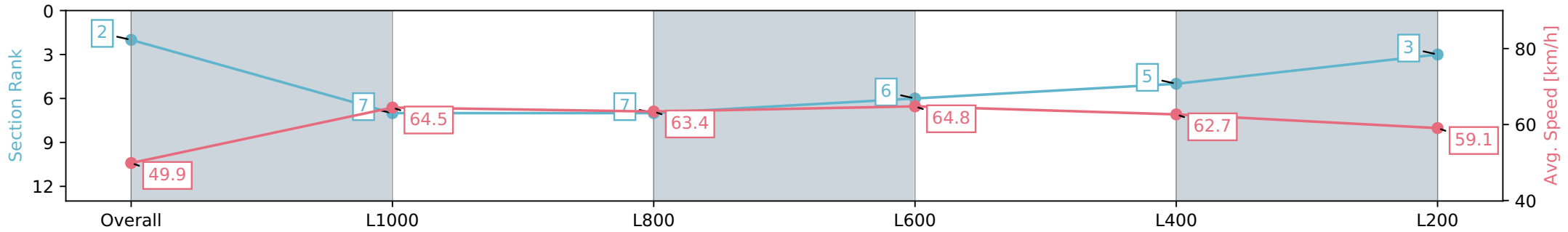
Horse/Jockey Name	NOT A SINGLE BID
Finish Rank	2
Fastest Section Time (Section)	0:11.20 (L1000)
Top Speed [km/h] (Section)	66.3 (L1000)
Race State	Finished



Gawler SA - Professional  
 Race 7: Sanders Fodder Rating 0 - 56 Handicap - 1200m  
 28 February 2024 - 5:13PM  
 Track Rating: Good 4, Weather: Fine, Rail Position: True



Section	Overall	L1000	L800	L600	L400	L200
Section Times	1:12.13 [2] (0:14.46)	0:57.67 [7] (0:11.20)	0:46.47 [7] (0:11.42)	0:35.05 [6] (0:11.27)	0:23.78 [5] (0:11.57)	0:12.20 [3] (0:12.20)
Average Speed [km/h]	49.9	64.5	63.4	64.8	62.7	59.1
Top Speed [km/h]	64.8	66.3	65.5	65.6	65.5	61.6
Avg. Dist. to Rail [m]	6.6	2.2	1.3	2.6	5.2	4.9
Avg. Stride Freq. [Hz]	2.2	2.3	2.3	2.4	2.4	2.3
Avg. Stride Length [m]	6.2	7.7	7.5	7.6	7.2	7.0



Report Created: Wed 28 February 2024 18:11:12 GMT+11 (Note: Timing is based on positional data)

- [ ] Ranking at each section and finish
- :-:- No data available at this section
- NA No data available

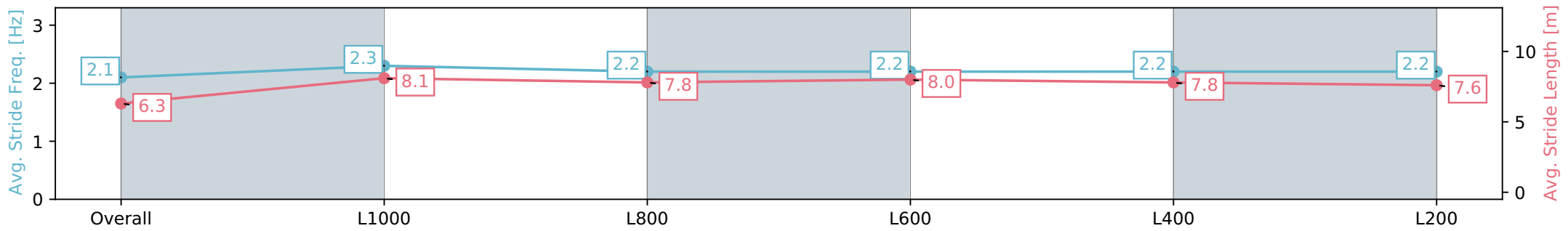
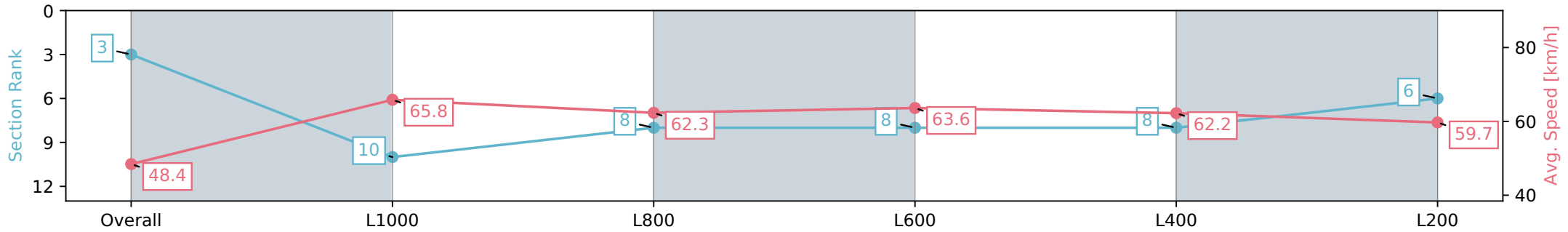
Horse/Jockey Name	RUBINI
Finish Rank	3
Fastest Section Time (Section)	0:10.98 (L1000)
Top Speed [km/h] (Section)	66.7 (L1000)
Race State	Finished



Gawler SA - Professional  
 Race 7: Sanders Fodder Rating 0 - 56 Handicap - 1200m  
 28 February 2024 - 5:13PM  
 Track Rating: Good 4, Weather: Fine, Rail Position: True



Section	Overall	L1000	L800	L600	L400	L200
Section Times	1:12.34 [3] (0:14.88)	0:57.46 [10] (0:10.98)	0:46.48 [8] (0:11.47)	0:35.01 [8] (0:11.34)	0:23.67 [8] (0:11.57)	0:12.09 [6] (0:12.09)
Average Speed [km/h]	48.4	65.8	62.3	63.6	62.2	59.7
Top Speed [km/h]	65.3	66.7	63.5	64.1	64.1	61.1
Avg. Dist. to Rail [m]	5.6	0.2	0.6	0.3	2.4	2.6
Avg. Stride Freq. [Hz]	2.1	2.3	2.2	2.2	2.2	2.2
Avg. Stride Length [m]	6.3	8.1	7.8	8.0	7.8	7.6



[ ] Ranking at each section and finish  
 -:-:- No data available at this section  
 NA No data available

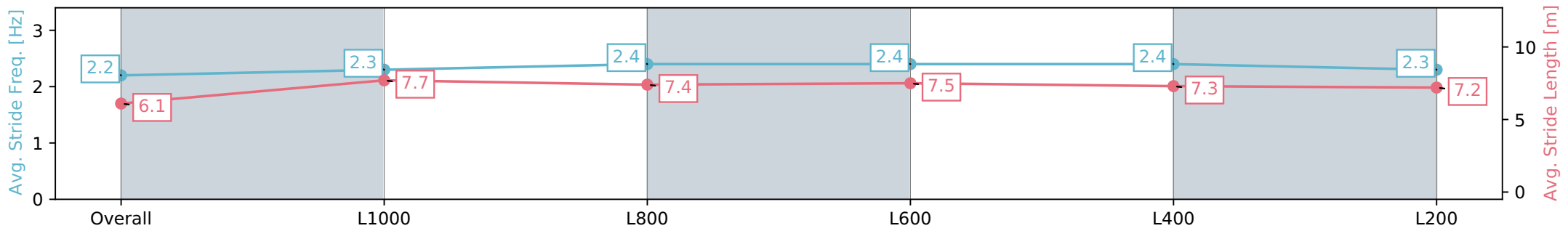
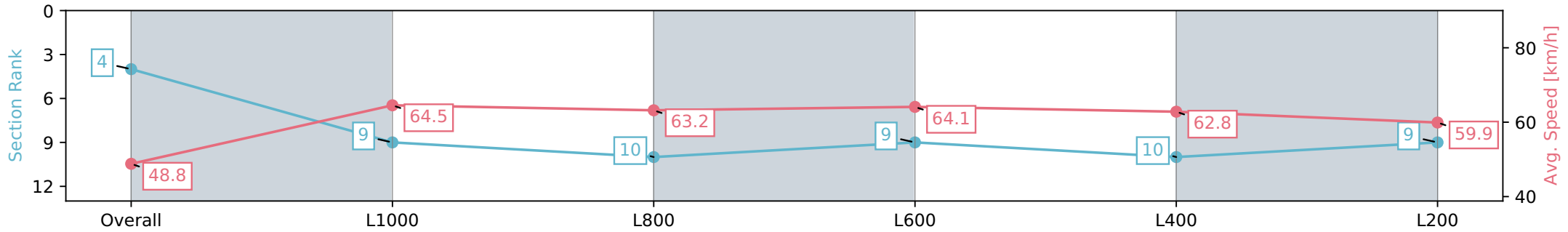
Horse/Jockey Name	BENE MAGIC
Finish Rank	4
Fastest Section Time (Section)	0:11.22 (L1000)
Top Speed [km/h] (Section)	65.6 (L600)
Race State	Finished



Gawler SA - Professional  
 Race 7: Sanders Fodder Rating 0 - 56 Handicap - 1200m  
 28 February 2024 - 5:13PM  
 Track Rating: Good 4, Weather: Fine, Rail Position: True



Section	Overall	L1000	L800	L600	L400	L200
Section Times	1:12.35 [4] (0:14.77)	0:57.58 [9] (0:11.22)	0:46.36 [10] (0:11.47)	0:34.89 [9] (0:11.33)	0:23.56 [10] (0:11.52)	0:12.04 [9] (0:12.04)
Average Speed [km/h]	48.8	64.5	63.2	64.1	62.8	59.9
Top Speed [km/h]	64.4	65.2	64.5	65.6	65.5	61.6
Avg. Dist. to Rail [m]	7.4	2.8	1.5	1.6	4.2	6.8
Avg. Stride Freq. [Hz]	2.2	2.3	2.4	2.4	2.4	2.3
Avg. Stride Length [m]	6.1	7.7	7.4	7.4	7.3	7.2



Report Created: Wed 28 February 2024 18:11:18 GMT+11 (Note: Timing is based on positional data)

- [ ] Ranking at each section and finish
- :-:- No data available at this section
- NA No data available

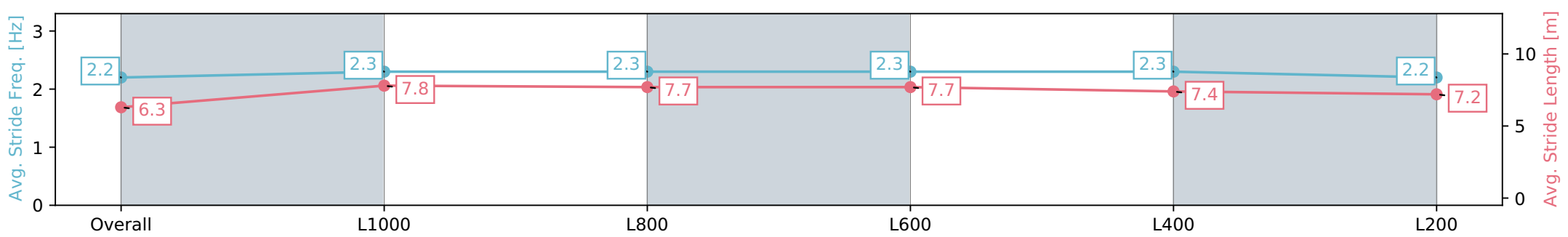
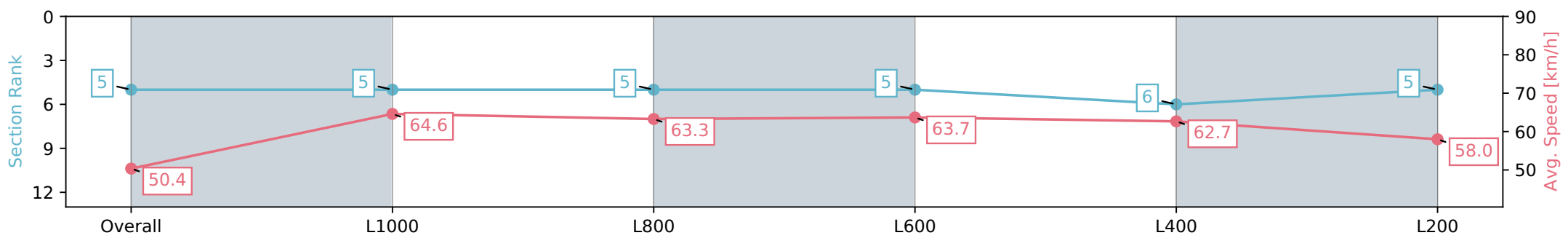
Horse/Jockey Name	BELLA SOO
Finish Rank	5
Fastest Section Time (Section)	0:11.19 (L1000)
Top Speed [km/h] (Section)	65.4 (L1000)
Race State	Finished



Gawler SA - Professional  
 Race 7: Sanders Fodder Rating 0 - 56 Handicap - 1200m  
 28 February 2024 - 5:13PM  
 Track Rating: Good 4, Weather: Fine, Rail Position: True



Section	Overall	L1000	L800	L600	L400	L200
Section Times	1:12.42 [5] (0:14.31)	0:58.11 [5] (0:11.19)	0:46.92 [5] (0:11.51)	0:35.41 [5] (0:11.43)	0:23.98 [6] (0:11.59)	0:12.39 [5] (0:12.39)
Average Speed [km/h]	50.4	64.6	63.3	63.7	62.7	58.0
Top Speed [km/h]	63.5	65.4	63.8	64.4	63.7	60.5
Avg. Dist. to Rail [m]	5.7	2.5	1.6	2.4	4.0	3.1
Avg. Stride Freq. [Hz]	2.2	2.3	2.3	2.3	2.3	2.2
Avg. Stride Length [m]	6.3	7.8	7.7	7.7	7.4	7.2



Report Created: Wed 28 February 2024 18:11:21 GMT+11 (Note: Timing is based on positional data)

- [ ] Ranking at each section and finish
- :-:- No data available at this section
- NA No data available

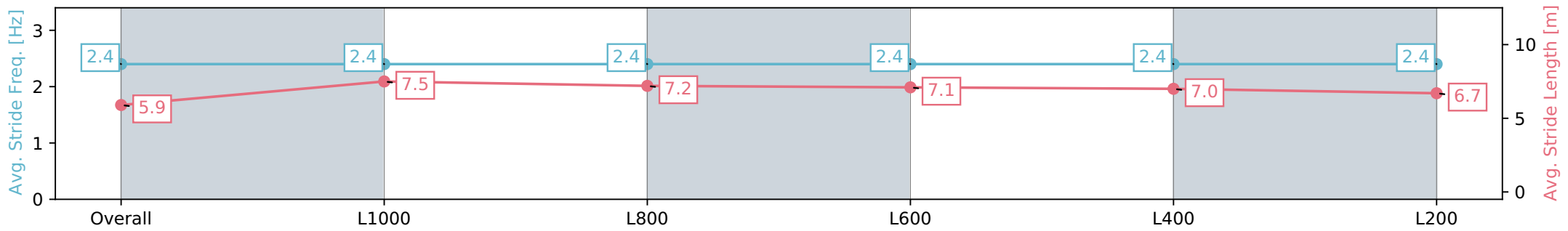
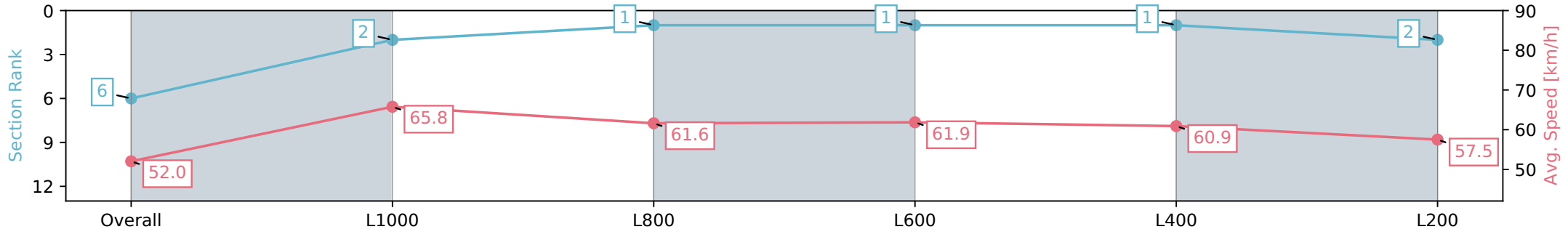
Horse/Jockey Name	COMMANDING REIGN
Finish Rank	6
Fastest Section Time (Section)	0:10.96 (L1000)
Top Speed [km/h] (Section)	67.5 (L1000)
Race State	Finished



Gawler SA - Professional  
 Race 7: Sanders Fodder Rating 0 - 56 Handicap - 1200m  
 28 February 2024 - 5:13PM  
 Track Rating: Good 4, Weather: Fine, Rail Position: True



Section	Overall	L1000	L800	L600	L400	L200
Section Times	1:12.44 [6] (0:13.83)	0:58.61 [2] (0:10.96)	0:47.65 [1] (0:11.67)	0:35.98 [1] (0:11.64)	0:24.34 [1] (0:11.82)	0:12.52 [2] (0:12.52)
Average Speed [km/h]	52.0	65.8	61.6	61.9	60.9	57.5
Top Speed [km/h]	67.0	67.5	62.7	62.5	62.3	59.2
Avg. Dist. to Rail [m]	3.2	1.4	0.2	0.4	0.6	0.7
Avg. Stride Freq. [Hz]	2.4	2.4	2.4	2.4	2.4	2.4
Avg. Stride Length [m]	5.9	7.5	7.2	7.1	7.0	6.7



[ ] Ranking at each section and finish  
 -:-:- No data available at this section  
 NA No data available

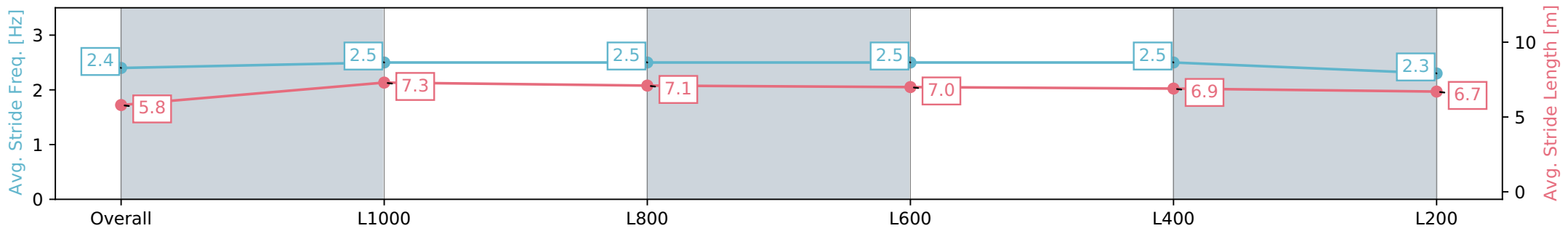
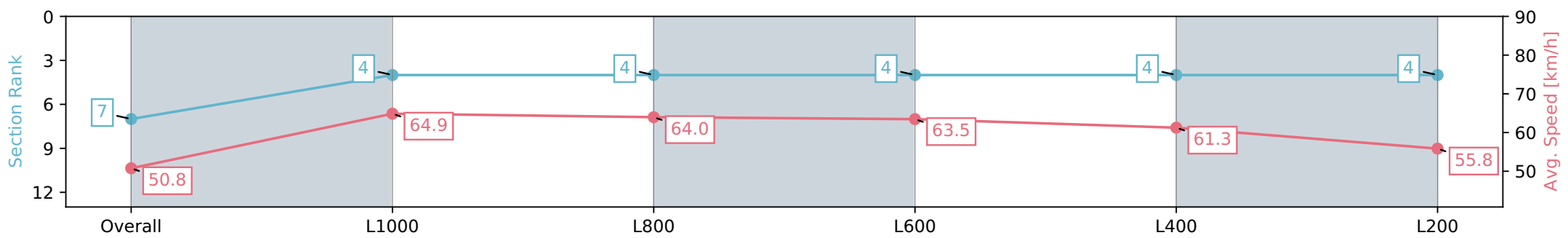
Horse/Jockey Name	THE BIG FREEZE
Finish Rank	7
Fastest Section Time (Section)	0:11.14 (L1000)
Top Speed [km/h] (Section)	65.5 (L800)
Race State	Finished



Gawler SA - Professional  
 Race 7: Sanders Fodder Rating 0 - 56 Handicap - 1200m  
 28 February 2024 - 5:13PM  
 Track Rating: Good 4, Weather: Fine, Rail Position: True



Section	Overall	L1000	L800	L600	L400	L200
Section Times	1:12.93 [7] (0:14.17)	0:58.76 [4] (0:11.14)	0:47.62 [4] (0:11.42)	0:36.20 [4] (0:11.49)	0:24.71 [4] (0:11.81)	0:12.90 [4] (0:12.90)
Average Speed [km/h]	50.8	64.9	64.0	63.5	61.3	55.8
Top Speed [km/h]	64.9	65.5	65.5	65.1	63.6	58.5
Avg. Dist. to Rail [m]	4.7	2.1	2.1	2.8	2.6	1.8
Avg. Stride Freq. [Hz]	2.4	2.5	2.5	2.5	2.5	2.3
Avg. Stride Length [m]	5.8	7.3	7.1	7.0	6.9	6.7



- [ ] Ranking at each section and finish
- :-:- No data available at this section
- NA No data available



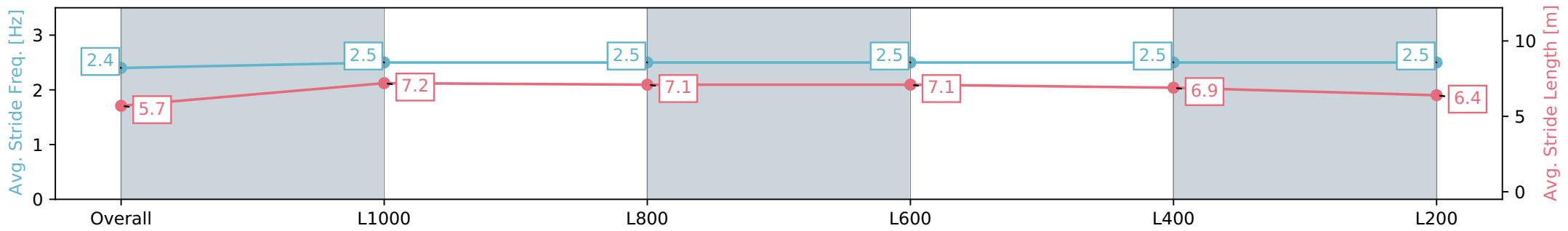
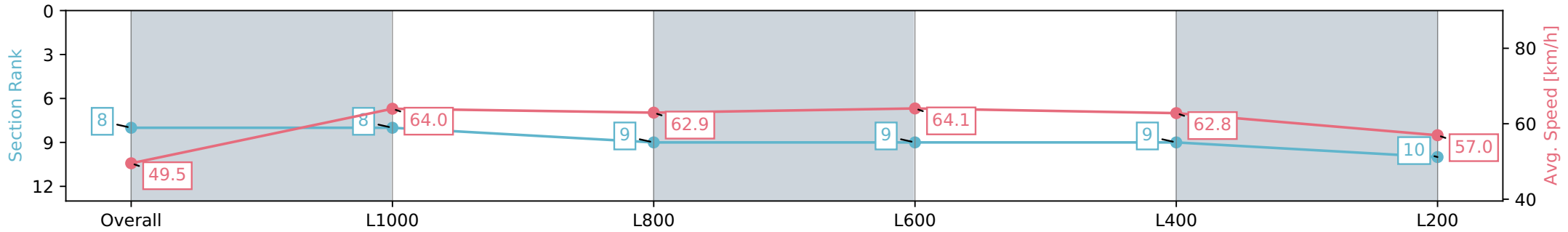
Horse/Jockey Name	CATALINA BLUE
Finish Rank	8
Fastest Section Time (Section)	0:11.30 (L600)
Top Speed [km/h] (Section)	65.8 (L1000)
Race State	Finished



Gawler SA - Professional  
 Race 7: Sanders Fodder Rating 0 - 56 Handicap - 1200m  
 28 February 2024 - 5:13PM  
 Track Rating: Good 4, Weather: Fine, Rail Position: True



Section	Overall	L1000	L800	L600	L400	L200
Section Times	1:12.98 [8] (0:14.57)	0:58.40 [8] (0:11.37)	0:47.03 [9] (0:11.51)	0:35.52 [9] (0:11.30)	0:24.22 [9] (0:11.56)	0:12.65 [10] (0:12.65)
Average Speed [km/h]	49.5	64.0	62.9	64.1	62.8	57.0
Top Speed [km/h]	64.8	65.8	64.1	65.8	65.8	60.0
Avg. Dist. to Rail [m]	8.0	3.8	1.3	1.6	5.8	7.6
Avg. Stride Freq. [Hz]	2.4	2.5	2.5	2.5	2.5	2.5
Avg. Stride Length [m]	5.7	7.2	7.1	7.1	6.9	6.4



[ ] Ranking at each section and finish  
 -:-:- No data available at this section  
 NA No data available

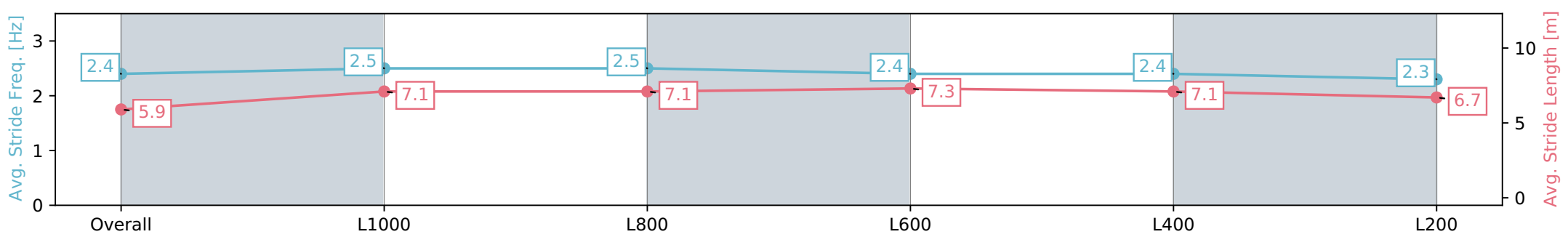
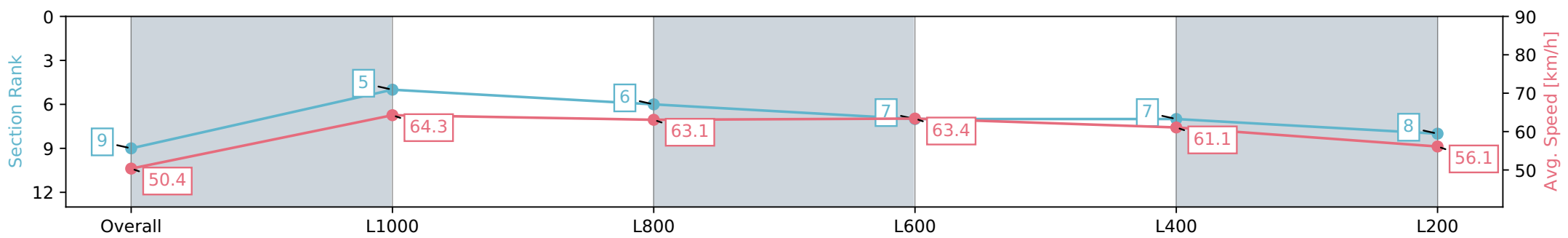
Horse/Jockey Name	OAKFIELD GERONIMO
Finish Rank	9
Fastest Section Time (Section)	0:11.23 (L1000)
Top Speed [km/h] (Section)	65.2 (L1000)
Race State	Finished



Gawler SA - Professional  
 Race 7: Sanders Fodder Rating 0 - 56 Handicap - 1200m  
 28 February 2024 - 5:13PM  
 Track Rating: Good 4, Weather: Fine, Rail Position: True



Section	Overall	L1000	L800	L600	L400	L200
Section Times	1:13.14 [9] (0:14.31)	0:58.83 [5] (0:11.23)	0:47.60 [6] (0:11.60)	0:36.00 [7] (0:11.35)	0:24.65 [7] (0:11.80)	0:12.85 [8] (0:12.85)
Average Speed [km/h]	50.4	64.3	63.1	63.4	61.1	56.1
Top Speed [km/h]	63.7	65.2	63.7	64.7	63.9	60.0
Avg. Dist. to Rail [m]	3.9	1.1	2.1	0.5	0.5	0.7
Avg. Stride Freq. [Hz]	2.4	2.5	2.5	2.4	2.4	2.3
Avg. Stride Length [m]	5.9	7.1	7.1	7.3	7.1	6.7



Report Created: Wed 28 February 2024 18:11:32 GMT+11 (Note: Timing is based on positional data)

- [ ] Ranking at each section and finish
- :-:- No data available at this section
- NA No data available

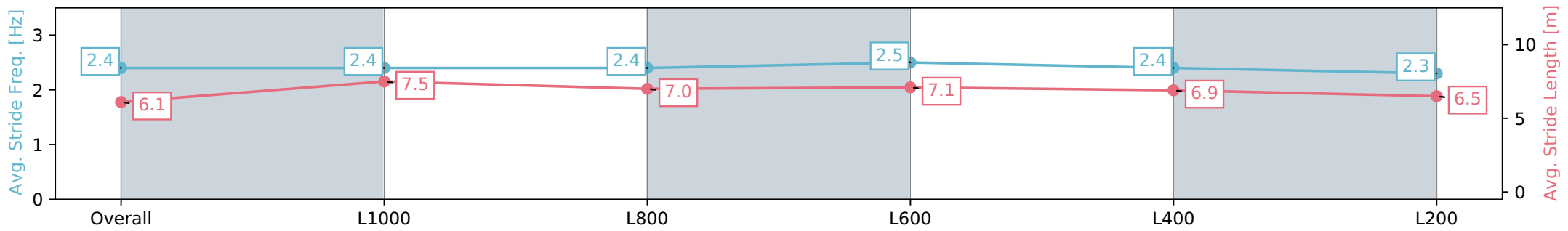
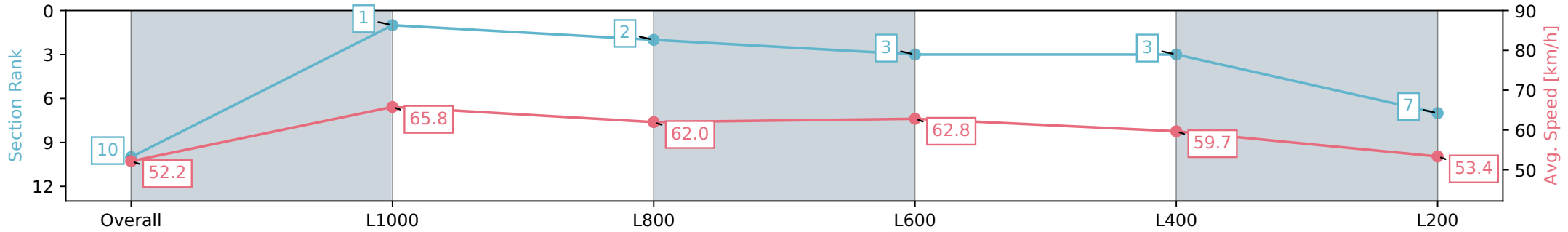
Horse/Jockey Name	HEROIC SPIRIT
Finish Rank	10
Fastest Section Time (Section)	0:11.01 (L1000)
Top Speed [km/h] (Section)	67.0 (L1000)
Race State	Finished



Gawler SA - Professional  
 Race 7: Sanders Fodder Rating 0 - 56 Handicap - 1200m  
 28 February 2024 - 5:13PM  
 Track Rating: Good 4, Weather: Fine, Rail Position: True



Section	Overall	L1000	L800	L600	L400	L200
Section Times	1:13.77 [10] (0:13.79)	0:59.98 [1] (0:11.01)	0:48.97 [2] (0:11.80)	0:37.17 [3] (0:11.59)	0:25.58 [3] (0:12.07)	0:13.51 [7] (0:13.51)
Average Speed [km/h]	52.2	65.8	62.0	62.8	59.7	53.4
Top Speed [km/h]	66.3	67.0	62.9	64.1	62.3	56.7
Avg. Dist. to Rail [m]	6.3	2.5	2.4	2.5	1.6	2.0
Avg. Stride Freq. [Hz]	2.4	2.4	2.4	2.5	2.4	2.3
Avg. Stride Length [m]	6.1	7.5	7.0	7.1	6.9	6.5



[ ] Ranking at each section and finish  
 -:-:- No data available at this section  
 NA No data available