



RACING SA

Gawler SA

Race 6: Coopers Brewery Australian Lager Benchmark 56 Handicap - 1500m

28 February 2024 - 4:37PM



Track Rating: Good 4, Weather: Fine, Rail Position: True

Section	Field Times	Overall	L1400	L1200	L1000	L800	L600
		1:31.39	1:23.14	1:12.16	1:01.14	0:49.44	0:37.36
		(0:08.25)	(0:10.98)	(0:11.02)	(0:11.70)	(0:12.08)	(0:12.04)

Position	#	Horse/Jockey	Barrier	Top Speed [km/h]	Fastest Section	First 400m	Overall	L1400	L1200	L1000	L800	L600	Distance Travelled From Winner [m]
1	1	I'M KENNY Rochelle Milnes	1	66.9 1000-800	0:08.34 1400-1200	0:24.83	1:31.39 (0:08.34)	1:23.05 [2] (0:11.03)	1:12.02 [2] (0:11.09)	1:00.93 [2] (0:11.67)	0:49.26 [2] (0:11.90)	0:37.36 [1] (0:12.03)	
2	6	TALES OF CONFLICT Jade Doyle	6	66.2 1000-800	0:08.75 1400-1200	0:25.71	1:31.57 (0:08.75)	1:22.82 [6] (0:11.45)	1:11.37 [8] (0:11.14)	1:00.23 [9] (0:11.51)	0:48.72 [8] (0:11.92)	0:36.80 [9] (0:11.86)	+8
3	10	LORD GEORGE Emily Finnegan	10	66.3 1200-1000	0:08.45 1400-1200	0:25.17	1:31.61 (0:08.45)	1:23.16 [3] (0:11.18)	1:11.98 [3] (0:11.21)	1:00.77 [4] (0:11.57)	0:49.19 [3] (0:11.92)	0:37.27 [4] (0:11.96)	+5
4	5	THINK TANK Jacob Opperman	5	65.9 1200-1000	0:08.96 1400-1200	0:25.60	1:31.68 (0:08.96)	1:22.72 [9] (0:11.14)	1:11.58 [7] (0:11.21)	1:00.37 [8] (0:11.65)	0:48.72 [9] (0:11.67)	0:37.05 [7] (0:11.90)	+5
5	11	RADIANT KNIGHT Margaret Collett	11	66.8 1000-800	0:08.53 1400-1200	0:25.19	1:32.26 (0:08.53)	1:23.73 [4] (0:11.16)	1:12.57 [4] (0:11.13)	1:01.44 [3] (0:11.61)	0:49.83 [4] (0:11.84)	0:37.99 [3] (0:11.99)	+0
6	3	CALL IT QUILTS Ivy Lam	3	66.5 1000-800	0:08.75 1400-1200	0:25.42	1:32.28 (0:08.75)	1:23.53 [7] (0:11.18)	1:12.35 [6] (0:11.21)	1:01.14 [6] (0:11.59)	0:49.55 [7] (0:12.04)	0:37.51 [8] (0:12.18)	+10
7	8	EXTRA HOT Dom Tourneur	8	66.8 1000-800	0:08.88 1400-1200	0:25.70	1:32.51 (0:08.88)	1:23.63 [8] (0:11.42)	1:12.21 [9] (0:10.98)	1:01.23 [7] (0:11.34)	0:49.89 [6] (0:11.89)	0:38.00 [6] (0:11.96)	+3
8	12	INDIAN MO Nichola Yuen	12	67.6 1000-800	0:08.24 1400-1200	0:24.65	1:32.51 (0:08.24)	1:24.27 [1] (0:10.99)	1:13.28 [1] (0:11.02)	1:02.26 [1] (0:11.70)	0:50.56 [1] (0:12.09)	0:38.47 [2] (0:12.16)	-3
9	4	POCKET RAIDER Caitlin Tootell	4	65.6 1200-1000	0:08.68 1400-1200	0:25.30	1:32.83 (0:08.68)	1:24.15 [5] (0:11.10)	1:13.05 [5] (0:11.17)	1:01.88 [5] (0:11.56)	0:50.32 [5] (0:11.99)	0:38.33 [5] (0:12.16)	-2

Scratched: Rabtat (#2), Be Brave (#7), Pulambi (#9)



Gawler SA

Race 6: Coopers Brewery Australian Lager Benchmark 56 Handicap - 1500m

28 February 2024 - 4:37PM



Track Rating: Good 4, Weather: Fine, Rail Position: True

Section
Field Times

L400
0:25.32
(0:12.26)

L200
0:13.07
(0:13.07)

Position	#	Horse/Jockey	Barrier	Top Speed [km/h]	Fastest Section	First 400m	L400	L200	Margin	Distance Travelled From Winner [m]
1	1	I'M KENNY Rochelle Milnes	1	66.9 1000-800	0:08.34 1400-1200	0:24.83	0:25.33 [1] (0:12.26)	0:13.07 [1] (0:13.07)	1:31.39	
2	6	TALES OF CONFLICT Jade Doyle	6	66.2 1000-800	0:08.75 1400-1200	0:25.71	0:24.94 [7] (0:12.01)	0:12.93 [3] (0:12.93)	1.1L	+8
3	10	LORD GEORGE Emily Finnegan	10	66.3 1200-1000	0:08.45 1400-1200	0:25.17	0:25.31 [4] (0:12.33)	0:12.98 [2] (0:12.98)	1.3L	+5
4	5	THINK TANK Jacob Opperman	5	65.9 1200-1000	0:08.96 1400-1200	0:25.60	0:25.15 [6] (0:12.23)	0:12.92 [4] (0:12.92)	1.8L	+5
5	11	RADIANT KNIGHT Margaret Collett	11	66.8 1000-800	0:08.53 1400-1200	0:25.19	0:26.00 [3] (0:12.56)	0:13.44 [6] (0:13.44)	5.1L	+0
6	3	CALL IT QUILTS Ivy Lam	3	66.5 1000-800	0:08.75 1400-1200	0:25.42	0:25.33 [9] (0:12.41)	0:12.92 [8] (0:12.92)	5.3L	+10
7	8	EXTRA HOT Dom Tourneur	8	66.8 1000-800	0:08.88 1400-1200	0:25.70	0:26.04 [5] (0:12.42)	0:13.62 [7] (0:13.62)	6.6L	+3
8	12	INDIAN MO Nichola Yuen	12	67.6 1000-800	0:08.24 1400-1200	0:24.65	0:26.31 [2] (0:12.61)	0:13.70 [5] (0:13.70)	6.6L	-3
9	4	POCKET RAIDER Caitlin Tootell	4	65.6 1200-1000	0:08.68 1400-1200	0:25.30	0:26.17 [8] (0:12.74)	0:13.43 [9] (0:13.43)	8.5L	-2

Scratched: Rabtat (#2), Be Brave (#7), Pulambi (#9)

Horse/Jockey Name	I'M KENNY
Finish Rank	1
Fastest Section Time (Section)	0:08.34 (Overall)
Top Speed [km/h] (Section)	66.9 (L1200)
Race State	Finished



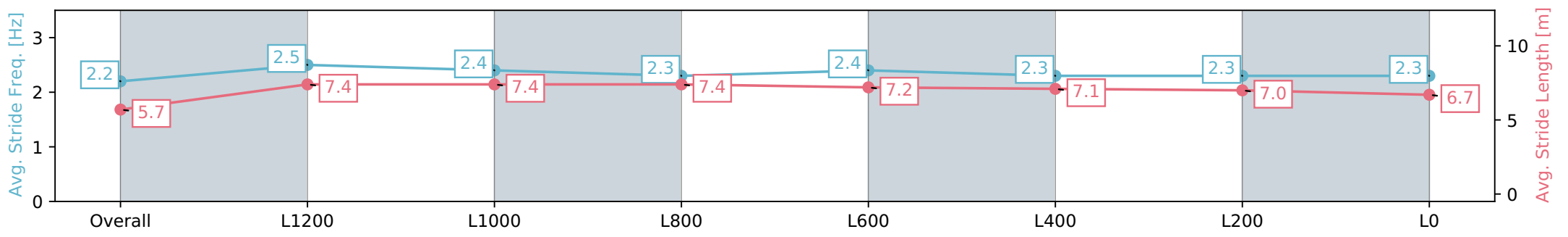
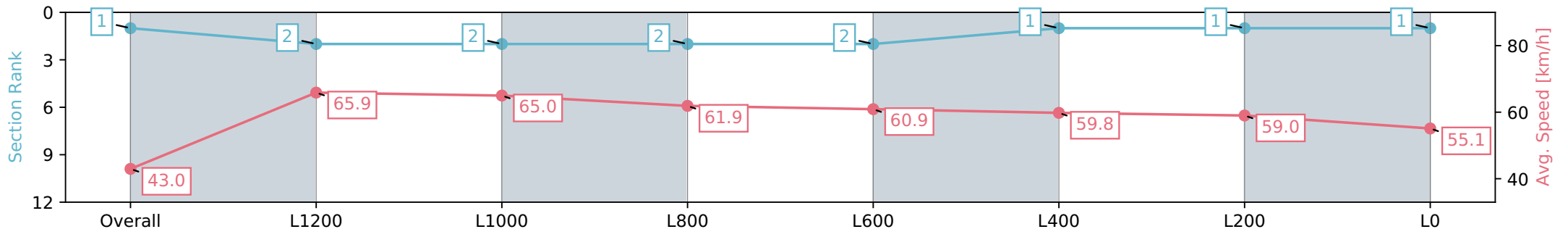
Gawler SA - Professional
 Race 6: Coopers Brewery Australian Lager Benchmark 56
 Handicap - 1500m



28 February 2024 - 4:37PM

Track Rating: Good 4, Weather: Fine, Rail Position: True

Section	Overall	L1200	L1000	L800	L600	L400	L200	L0
Section Times	1:31.39 [1] (0:08.34)	1:23.05 [2] (0:11.03)	1:12.02 [2] (0:11.09)	1:00.93 [2] (0:11.67)	0:49.26 [2] (0:11.90)	0:37.36 [1] (0:12.03)	0:25.33 [1] (0:12.26)	0:13.07 [1] (0:13.07)
Average Speed [km/h]	43.0	65.9	65.0	61.9	60.9	59.8	59.0	55.1
Top Speed [km/h]	62.5	66.9	66.9	63.2	61.6	61.4	60.3	57.5
Avg. Dist. to Rail [m]	10.8	3.6	1.6	1.8	1.0	0.5	0.9	1.6
Avg. Stride Freq. [Hz]	2.2	2.5	2.4	2.3	2.4	2.3	2.3	2.3
Avg. Stride Length [m]	5.7	7.4	7.4	7.4	7.2	7.1	7.0	6.7



[] Ranking at each section and finish
 -:-:- No data available at this section
 NA No data available

Horse/Jockey Name	TALES OF CONFLICT
Finish Rank	2
Fastest Section Time (Section)	0:08.75 (Overall)
Top Speed [km/h] (Section)	66.2 (L1200)
Race State	Finished



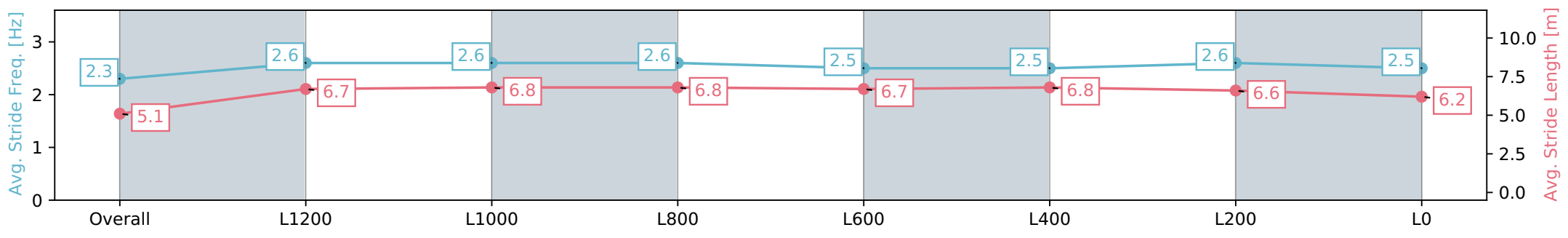
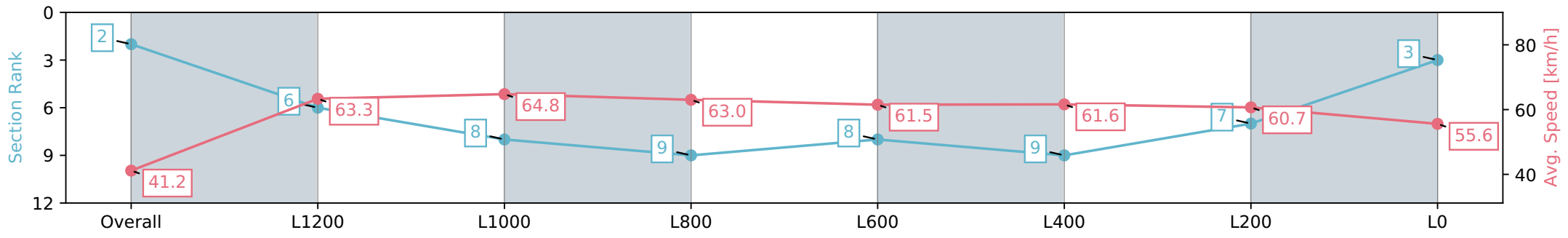
Gawler SA - Professional
 Race 6: Coopers Brewery Australian Lager Benchmark 56
 Handicap - 1500m



28 February 2024 - 4:37PM

Track Rating: Good 4, Weather: Fine, Rail Position: True

Section	Overall	L1200	L1000	L800	L600	L400	L200	L0
Section Times	1:31.57 [2] (0:08.75)	1:22.82 [6] (0:11.45)	1:11.37 [8] (0:11.14)	1:00.23 [9] (0:11.51)	0:48.72 [8] (0:11.92)	0:36.80 [9] (0:11.86)	0:24.94 [7] (0:12.01)	0:12.93 [3] (0:12.93)
Average Speed [km/h]	41.2	63.3	64.8	63.0	61.5	61.6	60.7	55.6
Top Speed [km/h]	60.8	65.6	66.2	63.7	63.0	62.7	62.0	58.3
Avg. Dist. to Rail [m]	9.2	4.3	2.1	3.0	2.3	3.5	6.3	6.1
Avg. Stride Freq. [Hz]	2.3	2.6	2.6	2.6	2.5	2.5	2.6	2.5
Avg. Stride Length [m]	5.1	6.7	6.8	6.8	6.7	6.8	6.6	6.2



[] Ranking at each section and finish
 -.-.- No data available at this section
 NA No data available

Horse/Jockey Name	LORD GEORGE
Finish Rank	3
Fastest Section Time (Section)	0:08.45 (Overall)
Top Speed [km/h] (Section)	66.3 (L1200)
Race State	Finished



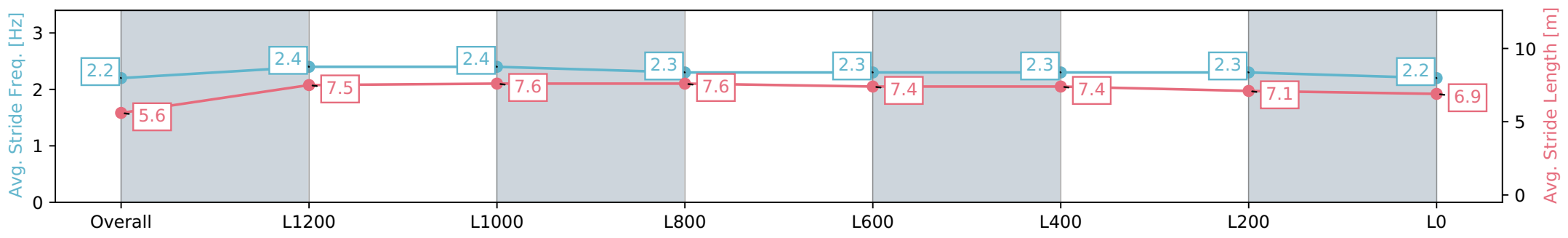
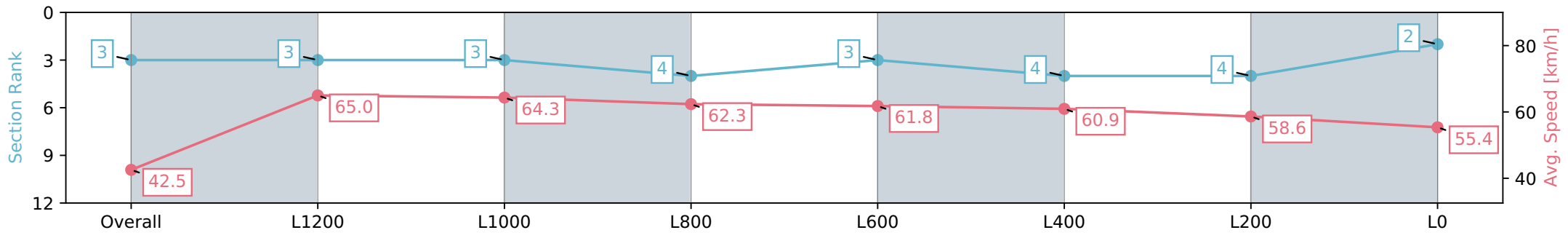
Gawler SA - Professional
 Race 6: Coopers Brewery Australian Lager Benchmark 56
 Handicap - 1500m



28 February 2024 - 4:37PM

Track Rating: Good 4, Weather: Fine, Rail Position: True

Section	Overall	L1200	L1000	L800	L600	L400	L200	L0
Section Times	1:31.61 [3] (0:08.45)	1:23.16 [3] (0:11.18)	1:11.98 [3] (0:11.21)	1:00.77 [4] (0:11.57)	0:49.19 [3] (0:11.92)	0:37.27 [4] (0:11.96)	0:25.31 [4] (0:12.33)	0:12.98 [2] (0:12.98)
Average Speed [km/h]	42.5	65.0	64.3	62.3	61.8	60.9	58.6	55.4
Top Speed [km/h]	60.1	66.3	65.9	63.0	62.2	61.7	59.7	57.9
Avg. Dist. to Rail [m]	8.7	4.1	2.3	2.6	2.9	2.7	3.2	3.7
Avg. Stride Freq. [Hz]	2.2	2.4	2.4	2.3	2.3	2.3	2.3	2.2
Avg. Stride Length [m]	5.6	7.5	7.6	7.6	7.4	7.4	7.1	6.9



Report Created: Wed 28 February 2024 18:06:46 GMT+11 (Note: Timing is based on positional data)

- [] Ranking at each section and finish
- :-:- No data available at this section
- NA No data available



Horse/Jockey Name	THINK TANK
Finish Rank	4
Fastest Section Time (Section)	0:08.96 (Overall)
Top Speed [km/h] (Section)	65.9 (L1200)
Race State	Finished



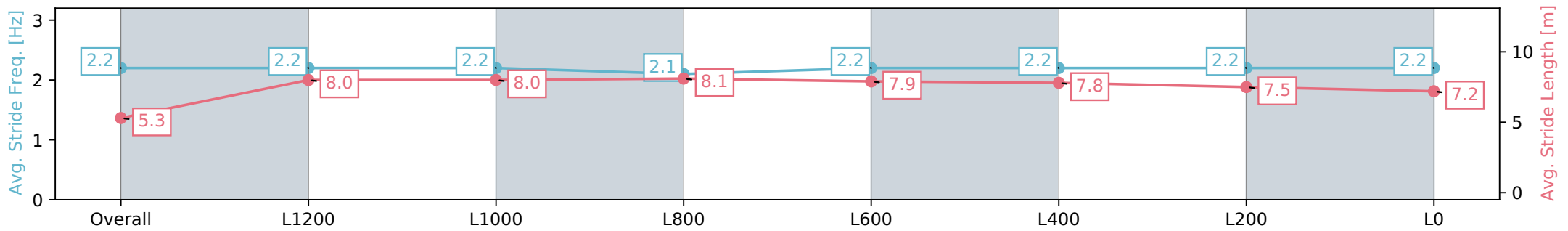
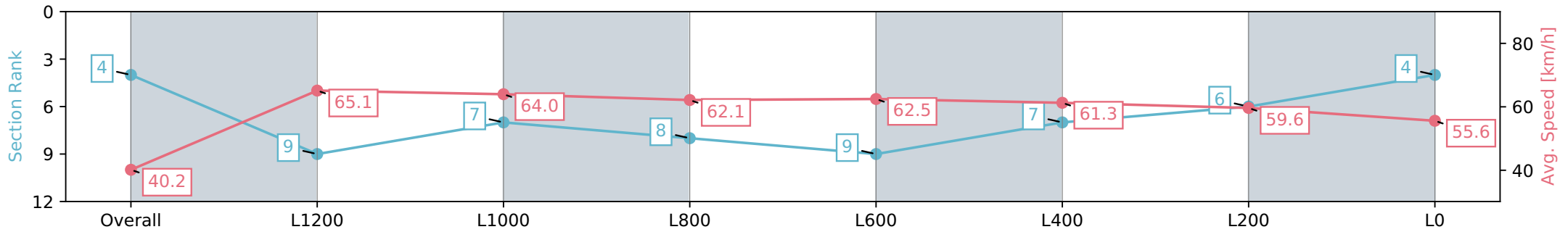
Gawler SA - Professional
 Race 6: Coopers Brewery Australian Lager Benchmark 56
 Handicap - 1500m



28 February 2024 - 4:37PM

Track Rating: Good 4, Weather: Fine, Rail Position: True

Section	Overall	L1200	L1000	L800	L600	L400	L200	L0
Section Times	1:31.68 [4] (0:08.96)	1:22.72 [9] (0:11.14)	1:11.58 [7] (0:11.21)	1:00.37 [8] (0:11.65)	0:48.72 [9] (0:11.67)	0:37.05 [7] (0:11.90)	0:25.15 [6] (0:12.23)	0:12.92 [4] (0:12.92)
Average Speed [km/h]	40.2	65.1	64.0	62.1	62.5	61.3	59.6	55.6
Top Speed [km/h]	64.3	65.9	65.8	63.5	63.2	62.3	60.8	57.6
Avg. Dist. to Rail [m]	6.0	2.8	0.8	1.5	1.9	2.5	5.5	4.4
Avg. Stride Freq. [Hz]	2.2	2.2	2.2	2.1	2.2	2.2	2.2	2.2
Avg. Stride Length [m]	5.3	8.0	8.0	8.1	7.9	7.8	7.5	7.2



- [] Ranking at each section and finish
- :-:- No data available at this section
- NA No data available

Horse/Jockey Name	RADIANT KNIGHT
Finish Rank	5
Fastest Section Time (Section)	0:08.53 (Overall)
Top Speed [km/h] (Section)	66.8 (L1200)
Race State	Finished



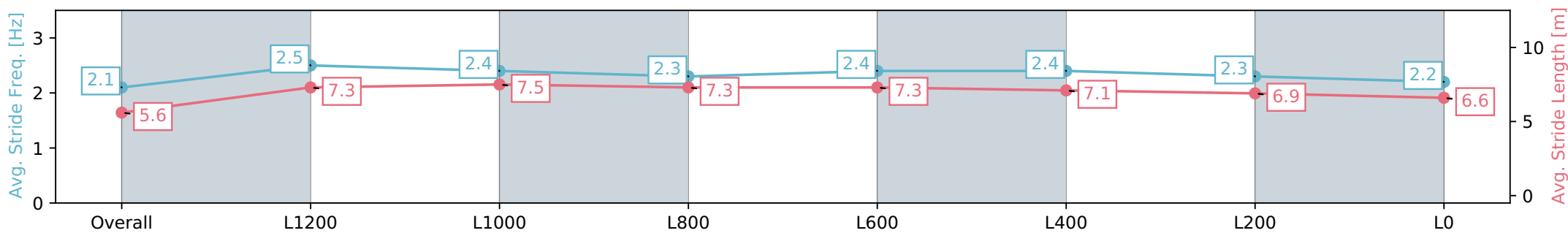
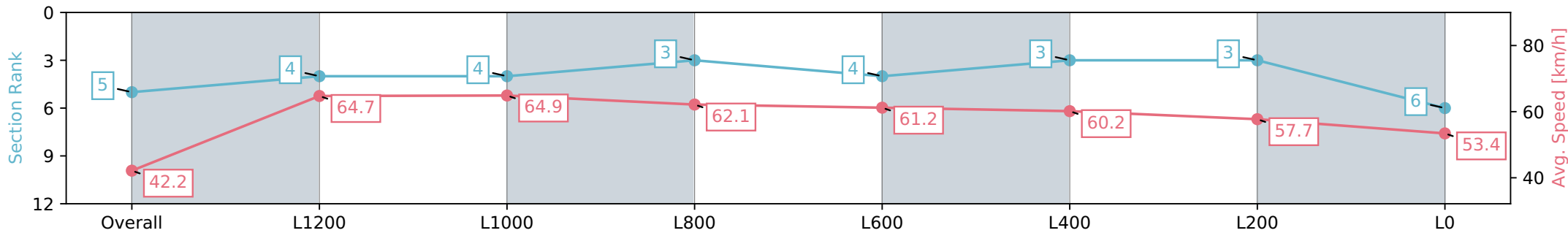
Gawler SA - Professional
Race 6: Coopers Brewery Australian Lager Benchmark 56
Handicap - 1500m



28 February 2024 - 4:37PM

Track Rating: Good 4, Weather: Fine, Rail Position: True

Section	Overall	L1200	L1000	L800	L600	L400	L200	L0
Section Times	1:32.26 [5] (0:08.53)	1:23.73 [4] (0:11.16)	1:12.57 [4] (0:11.13)	1:01.44 [3] (0:11.61)	0:49.83 [4] (0:11.84)	0:37.99 [3] (0:11.99)	0:26.00 [3] (0:12.56)	0:13.44 [6] (0:13.44)
Average Speed [km/h]	42.2	64.7	64.9	62.1	61.2	60.2	57.7	53.4
Top Speed [km/h]	60.2	66.7	66.8	63.1	61.7	61.6	59.1	55.8
Avg. Dist. to Rail [m]	6.1	3.1	1.2	1.4	0.9	0.9	1.9	2.3
Avg. Stride Freq. [Hz]	2.1	2.5	2.4	2.3	2.4	2.4	2.3	2.2
Avg. Stride Length [m]	5.6	7.3	7.5	7.3	7.3	7.3	6.9	6.6



- [] Ranking at each section and finish
- :-:- No data available at this section
- NA No data available

Horse/Jockey Name	CALL IT QUILTS
Finish Rank	6
Fastest Section Time (Section)	0:08.75 (Overall)
Top Speed [km/h] (Section)	66.5 (L1200)
Race State	Finished



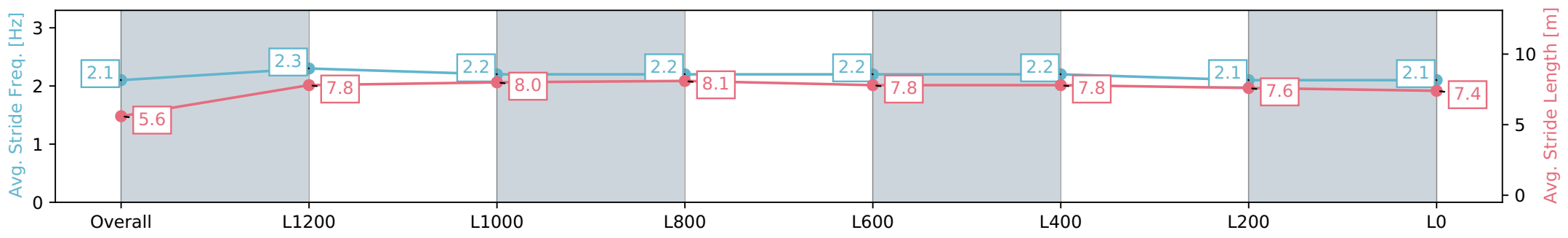
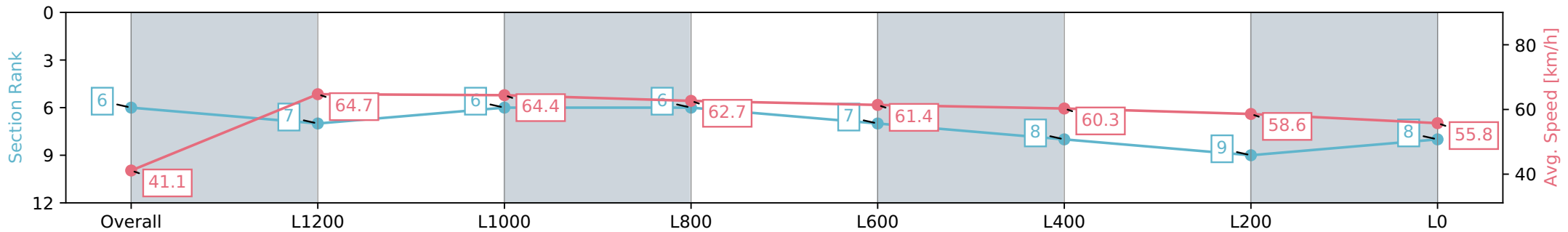
Gawler SA - Professional
Race 6: Coopers Brewery Australian Lager Benchmark 56
Handicap - 1500m



28 February 2024 - 4:37PM

Track Rating: Good 4, Weather: Fine, Rail Position: True

Section	Overall	L1200	L1000	L800	L600	L400	L200	L0
Section Times	1:32.28 [6] (0:08.75)	1:23.53 [7] (0:11.18)	1:12.35 [6] (0:11.21)	1:01.14 [6] (0:11.59)	0:49.55 [7] (0:12.04)	0:37.51 [8] (0:12.18)	0:25.33 [9] (0:12.41)	0:12.92 [8] (0:12.92)
Average Speed [km/h]	41.1	64.7	64.4	62.7	61.4	60.3	58.6	55.8
Top Speed [km/h]	63.2	66.4	66.5	63.3	62.3	61.2	59.6	57.3
Avg. Dist. to Rail [m]	7.8	3.7	2.3	2.5	3.8	4.7	5.4	7.8
Avg. Stride Freq. [Hz]	2.1	2.3	2.2	2.2	2.2	2.2	2.1	2.1
Avg. Stride Length [m]	5.6	7.8	8.0	8.1	7.8	7.8	7.6	7.4



Report Created: Wed 28 February 2024 18:06:56 GMT+11 (Note: Timing is based on positional data)

- [] Ranking at each section and finish
- :-:- No data available at this section
- NA No data available

Horse/Jockey Name	EXTRA HOT
Finish Rank	7
Fastest Section Time (Section)	0:08.88 (Overall)
Top Speed [km/h] (Section)	66.8 (L1200)
Race State	Finished



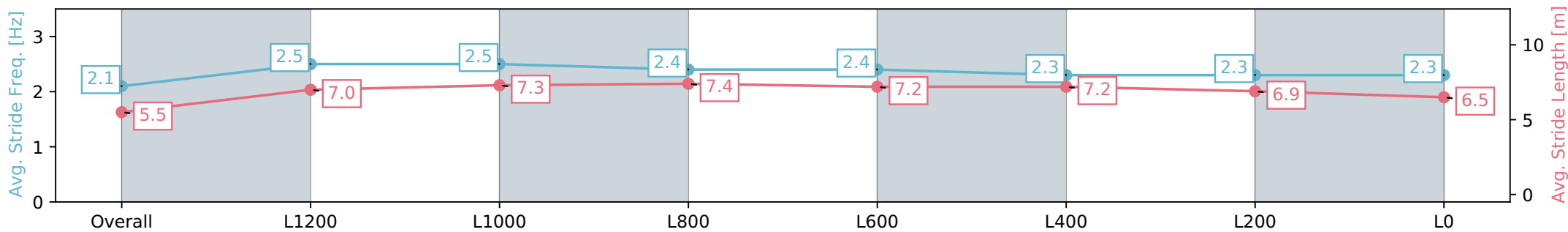
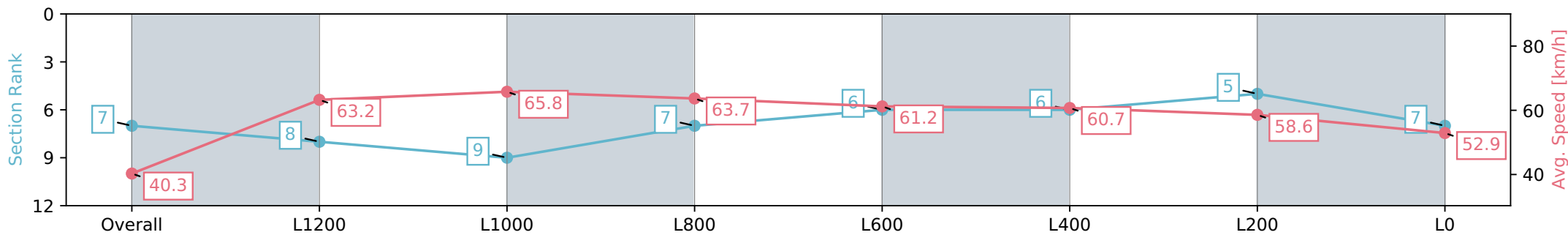
Gawler SA - Professional
 Race 6: Coopers Brewery Australian Lager Benchmark 56
 Handicap - 1500m



28 February 2024 - 4:37PM

Track Rating: Good 4, Weather: Fine, Rail Position: True

Section	Overall	L1200	L1000	L800	L600	L400	L200	L0
Section Times	1:32.51 [7] (0:08.88)	1:23.63 [8] (0:11.42)	1:12.21 [9] (0:10.98)	1:01.23 [7] (0:11.34)	0:49.89 [6] (0:11.89)	0:38.00 [6] (0:11.96)	0:26.04 [5] (0:12.42)	0:13.62 [7] (0:13.62)
Average Speed [km/h]	40.3	63.2	65.8	63.7	61.2	60.7	58.6	52.9
Top Speed [km/h]	59.8	66.0	66.8	64.8	62.4	61.5	60.1	55.9
Avg. Dist. to Rail [m]	10.5	2.6	0.6	0.9	2.1	2.2	3.9	6.4
Avg. Stride Freq. [Hz]	2.1	2.5	2.5	2.4	2.4	2.3	2.3	2.3
Avg. Stride Length [m]	5.5	7.0	7.3	7.4	7.2	7.2	6.9	6.5



- [] Ranking at each section and finish
- :-:- No data available at this section
- NA No data available

Horse/Jockey Name	INDIAN MO
Finish Rank	8
Fastest Section Time (Section)	0:08.24 (Overall)
Top Speed [km/h] (Section)	67.6 (L1200)
Race State	Finished



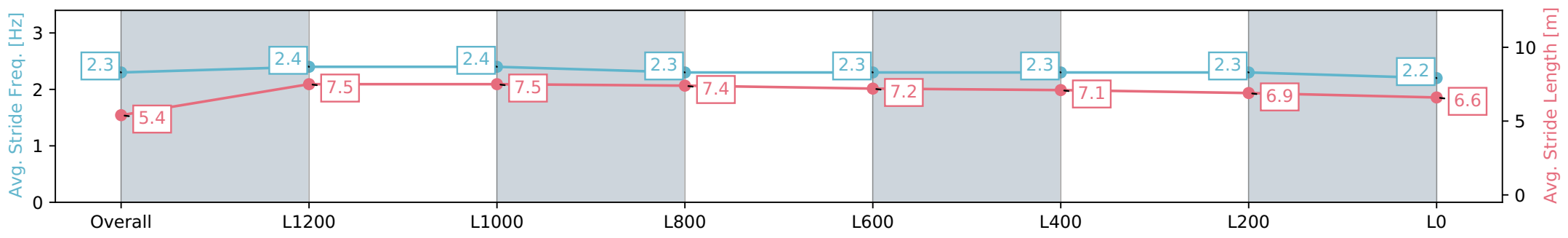
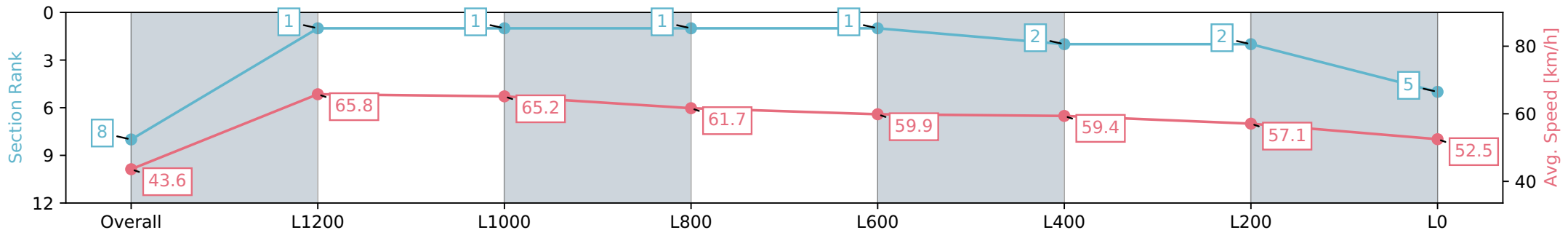
Gawler SA - Professional
 Race 6: Coopers Brewery Australian Lager Benchmark 56
 Handicap - 1500m



28 February 2024 - 4:37PM

Track Rating: Good 4, Weather: Fine, Rail Position: True

Section	Overall	L1200	L1000	L800	L600	L400	L200	L0
Section Times	1:32.51 [8] (0:08.24)	1:24.27 [1] (0:10.99)	1:13.28 [1] (0:11.02)	1:02.26 [1] (0:11.70)	0:50.56 [1] (0:12.09)	0:38.47 [2] (0:12.16)	0:26.31 [2] (0:12.61)	0:13.70 [5] (0:13.70)
Average Speed [km/h]	43.6	65.8	65.2	61.7	59.9	59.4	57.1	52.5
Top Speed [km/h]	62.5	67.0	67.6	63.6	60.4	60.3	58.1	55.0
Avg. Dist. to Rail [m]	7.0	1.6	0.6	0.8	0.7	0.1	0.5	0.4
Avg. Stride Freq. [Hz]	2.3	2.4	2.4	2.3	2.3	2.3	2.3	2.2
Avg. Stride Length [m]	5.4	7.5	7.5	7.4	7.2	7.1	6.9	6.6



[] Ranking at each section and finish
 -:-:- No data available at this section
 NA No data available

Horse/Jockey Name	POCKET RAIDER
Finish Rank	9
Fastest Section Time (Section)	0:08.68 (Overall)
Top Speed [km/h] (Section)	65.6 (L1400)
Race State	Finished



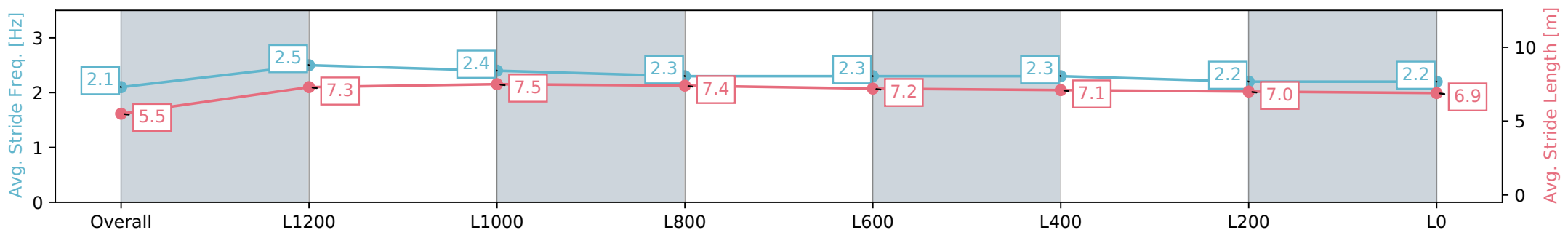
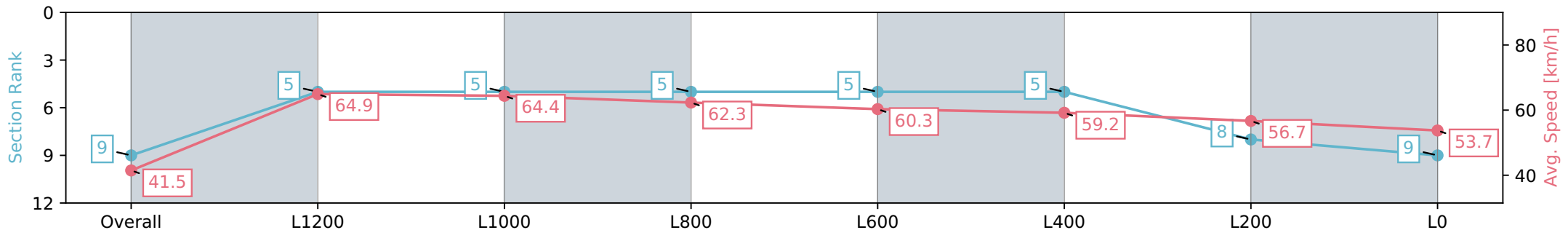
Gawler SA - Professional
 Race 6: Coopers Brewery Australian Lager Benchmark 56
 Handicap - 1500m



28 February 2024 - 4:37PM

Track Rating: Good 4, Weather: Fine, Rail Position: True

Section	Overall	L1200	L1000	L800	L600	L400	L200	L0
Section Times	1:32.83 [9] (0:08.68)	1:24.15 [5] (0:11.10)	1:13.05 [5] (0:11.17)	1:01.88 [5] (0:11.56)	0:50.32 [5] (0:11.99)	0:38.33 [5] (0:12.16)	0:26.17 [8] (0:12.74)	0:13.43 [9] (0:13.43)
Average Speed [km/h]	41.5	64.9	64.4	62.3	60.3	59.2	56.7	53.7
Top Speed [km/h]	61.8	65.6	65.6	63.5	61.3	60.2	58.1	56.0
Avg. Dist. to Rail [m]	4.4	1.1	0.4	0.9	0.4	0.4	2.2	3.7
Avg. Stride Freq. [Hz]	2.1	2.5	2.4	2.3	2.3	2.3	2.2	2.2
Avg. Stride Length [m]	5.5	7.3	7.5	7.4	7.2	7.1	7.0	6.9



- [] Ranking at each section and finish
- :-:- No data available at this section
- NA No data available