



RACING SA

Gawler SA
Race 4: Contract Engineering Benchmark 58 Handicap - 2100m
28 February 2024 - 3:29PM



Track Rating: Good 4, Weather: Fine, Rail Position: True

Table with columns: Section, Field Times, Position, #, Horse/Jockey, Barrier, Top Speed [km/h], Fastest Section, First 400m, Overall, L2000, L1800, L1600, L1400, L1200, Distance Travelled From Winner [m]. Rows include SANDASTAN, CRIMSON VINE, MASTER OF ZERPRISE, WOLF PRINCE, REALITY CHECK, URBAN BOY, PLAISIR, and DIFFLIN COUNTY.

Scratched: Alpine Beau (#3)

- [] Position in running at each section and finish
Saddle cloth number
-:-:- No data available at this section
NA No data available



RACING SA

Gawler SA
Race 4: Contract Engineering Benchmark 58 Handicap - 2100m
28 February 2024 - 3:29PM



Track Rating: Good 4, Weather: Fine, Rail Position: True

Table with columns: Section, Field Times, Position, #, Horse/Jockey, Barrier, Top Speed [km/h], Fastest Section, First 400m, L1000, L800, L600, L400, L200, Margin, Distance Travelled From Winner [m].

Scratched: Alpine Beau (#3)

- [] Position in running at each section and finish
Saddle cloth number
-:-:- No data available at this section
NA No data available

Horse/Jockey Name	SANDASTAN
Finish Rank	1
Fastest Section Time (Section)	0:09.50 (Overall)
Top Speed [km/h] (Section)	60.6 (L1200)
Race State	Finished



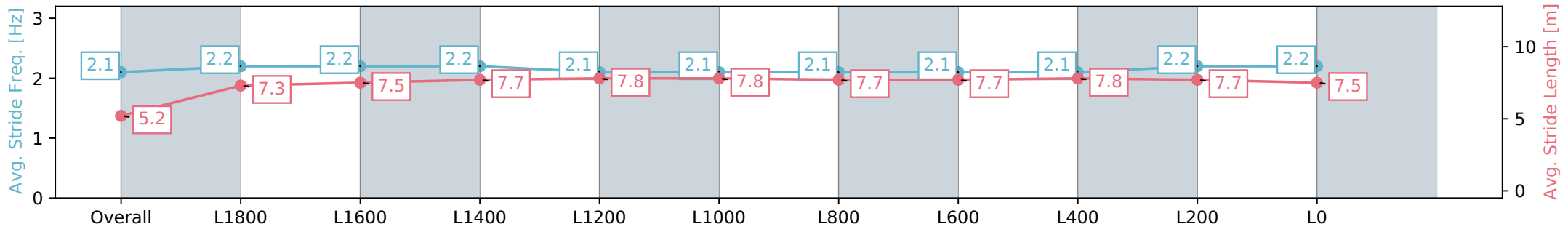
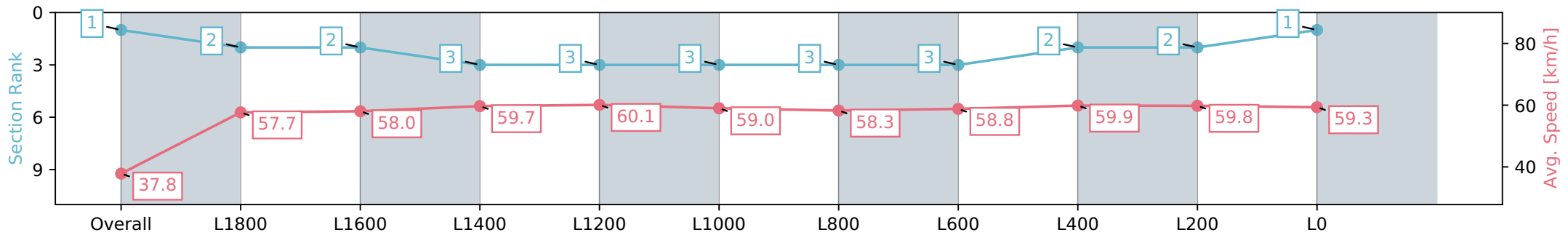
Gawler SA - Professional
 Race 4: Contract Engineering Benchmark 58 Handicap - 2100m



28 February 2024 - 3:29PM

Track Rating: Good 4, Weather: Fine, Rail Position: True

Section	Overall	L1800	L1600	L1400	L1200	L1000	L800	L600	L400	L200	L0
Section Times	2:12.16 [1] (0:09.50)	2:02.66 [2] (0:12.50)	1:50.16 [2] (0:12.46)	1:37.70 [3] (0:12.18)	1:25.52 [3] (0:11.99)	1:13.53 [3] (0:12.23)	1:01.30 [3] (0:12.47)	0:48.83 [3] (0:12.47)	0:36.36 [2] (0:12.16)	0:24.20 [2] (0:12.13)	0:12.07 [1] (0:12.07)
Average Speed [km/h]	37.8	57.7	58.0	59.7	60.1	59.0	58.3	58.8	59.9	59.8	59.3
Top Speed [km/h]	57.0	58.0	59.7	60.2	60.6	60.6	58.6	59.9	60.2	60.1	60.1
Avg. Dist. to Rail [m]	3.2	1.9	0.9	1.3	1.9	1.9	2.7	3.0	2.6	3.7	4.7
Avg. Stride Freq. [Hz]	2.1	2.2	2.2	2.2	2.1	2.1	2.1	2.1	2.1	2.2	2.2
Avg. Stride Length [m]	5.2	7.3	7.5	7.7	7.8	7.8	7.7	7.7	7.8	7.7	7.5



[] Ranking at each section and finish
 -:-:- No data available at this section
 NA No data available

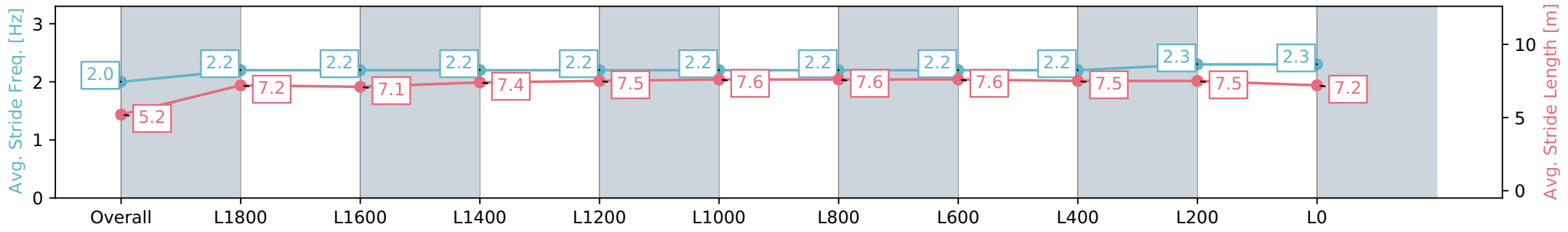
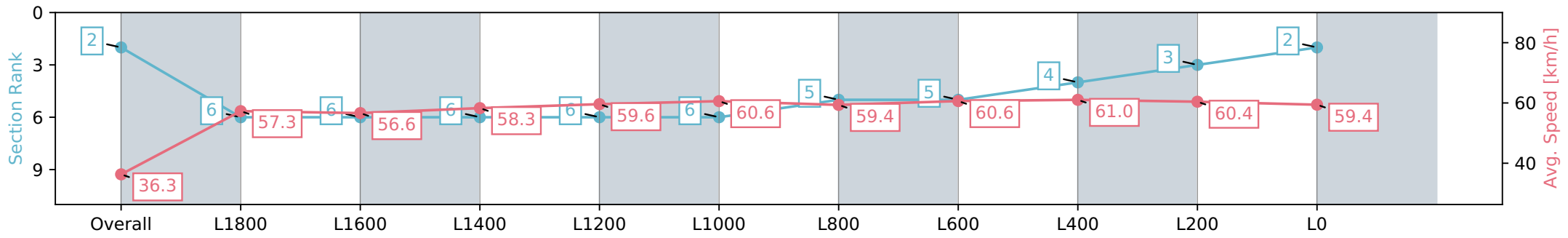
Horse/Jockey Name	CRIMSON VINE
Finish Rank	2
Fastest Section Time (Section)	0:09.94 (Overall)
Top Speed [km/h] (Section)	62.2 (L600)
Race State	Finished



Gawler SA - Professional
 Race 4: Contract Engineering Benchmark 58 Handicap - 2100m
 28 February 2024 - 3:29PM
 Track Rating: Good 4, Weather: Fine, Rail Position: True



Section	Overall	L1800	L1600	L1400	L1200	L1000	L800	L600	L400	L200	L0
Section Times	2:12.18 [2] (0:09.94)	2:02.24 [6] (0:12.56)	1:49.67 [6] (0:12.89)	1:36.78 [6] (0:12.46)	1:24.32 [6] (0:12.11)	1:12.21 [6] (0:11.84)	1:00.37 [5] (0:12.20)	0:48.17 [5] (0:12.09)	0:36.08 [4] (0:12.00)	0:24.08 [3] (0:12.05)	0:12.03 [2] (0:12.03)
Average Speed [km/h]	36.3	57.3	56.6	58.3	59.6	60.6	59.4	60.6	61.0	60.4	59.4
Top Speed [km/h]	57.0	58.5	58.1	58.9	60.5	61.6	60.4	62.1	62.2	61.5	61.0
Avg. Dist. to Rail [m]	7.0	2.6	2.1	1.4	1.3	1.3	1.7	2.5	3.7	6.2	7.4
Avg. Stride Freq. [Hz]	2.0	2.2	2.2	2.2	2.2	2.2	2.2	2.2	2.2	2.3	2.3
Avg. Stride Length [m]	5.2	7.2	7.1	7.4	7.5	7.6	7.6	7.6	7.5	7.5	7.2



Report Created: Wed 28 February 2024 17:22:39 GMT+11 (Note: Timing is based on positional data)

- [] Ranking at each section and finish
- :-:- No data available at this section
- NA No data available



Horse/Jockey Name	MASTER OF ZERPRISE
Finish Rank	3
Fastest Section Time (Section)	0:09.71 (Overall)
Top Speed [km/h] (Section)	61.6 (L1200)
Race State	Finished



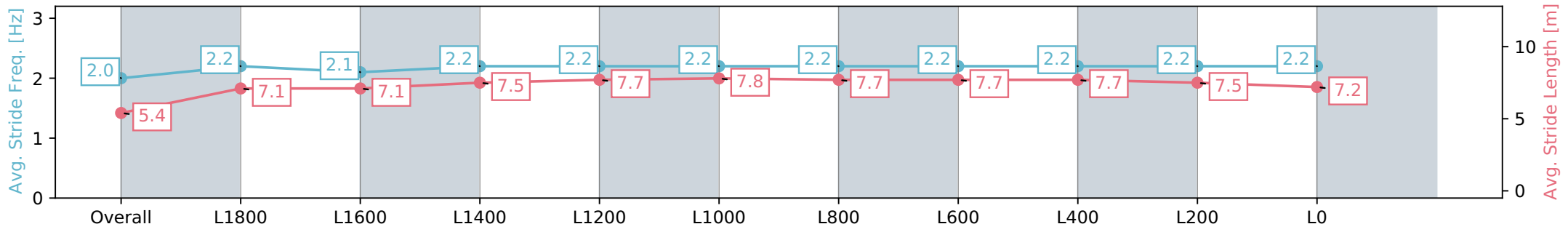
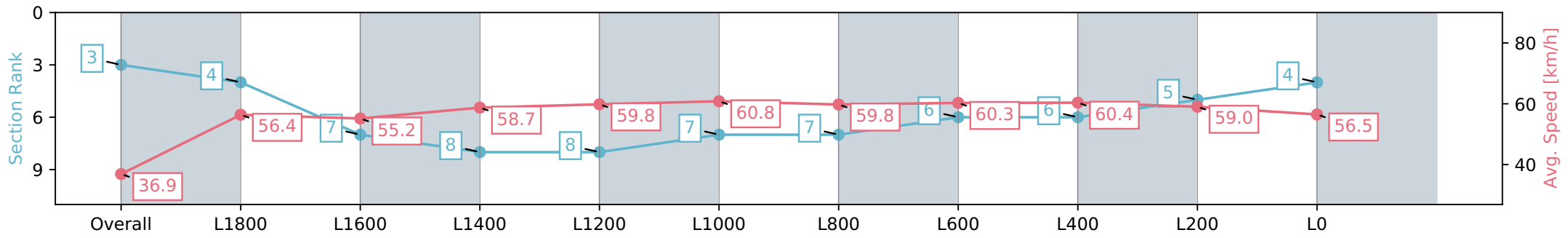
Gawler SA - Professional
 Race 4: Contract Engineering Benchmark 58 Handicap - 2100m



28 February 2024 - 3:29PM

Track Rating: Good 4, Weather: Fine, Rail Position: True

Section	Overall	L1800	L1600	L1400	L1200	L1000	L800	L600	L400	L200	L0
Section Times	2:13.45 [3] (0:09.71)	2:03.74 [4] (0:12.81)	1:50.93 [7] (0:13.18)	1:37.75 [8] (0:12.37)	1:25.38 [8] (0:12.05)	1:13.33 [7] (0:11.88)	1:01.45 [7] (0:12.12)	0:49.33 [6] (0:12.23)	0:37.10 [6] (0:12.11)	0:24.99 [5] (0:12.27)	0:12.72 [4] (0:12.72)
Average Speed [km/h]	36.9	56.4	55.2	58.7	59.8	60.8	59.8	60.3	60.4	59.0	56.5
Top Speed [km/h]	54.1	57.2	57.6	59.5	60.3	61.6	61.4	60.6	61.0	60.3	57.9
Avg. Dist. to Rail [m]	5.9	3.0	2.1	1.1	1.4	2.0	2.9	3.7	3.3	5.0	7.5
Avg. Stride Freq. [Hz]	2.0	2.2	2.1	2.2	2.2	2.2	2.2	2.2	2.2	2.2	2.2
Avg. Stride Length [m]	5.4	7.1	7.1	7.5	7.7	7.8	7.7	7.7	7.7	7.5	7.2



Report Created: Wed 28 February 2024 17:22:44 GMT+11 (Note: Timing is based on positional data)

- [] Ranking at each section and finish
- :-:- No data available at this section
- NA No data available

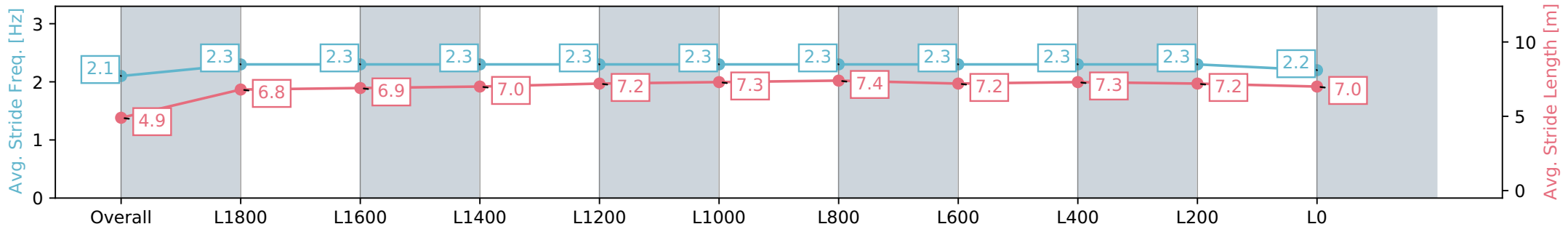
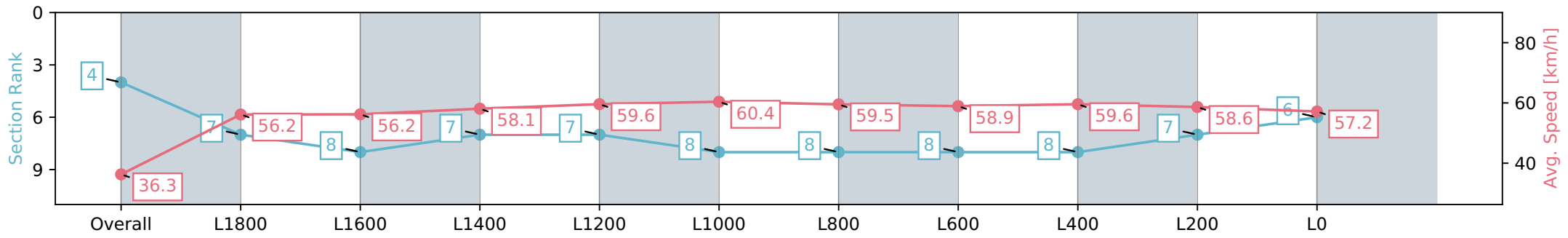
Horse/Jockey Name	WOLF PRINCE
Finish Rank	4
Fastest Section Time (Section)	0:09.98 (Overall)
Top Speed [km/h] (Section)	61.0 (L1200)
Race State	Finished



Gawler SA - Professional
 Race 4: Contract Engineering Benchmark 58 Handicap - 2100m
 28 February 2024 - 3:29PM
 Track Rating: Good 4, Weather: Fine, Rail Position: True



Section	Overall	L1800	L1600	L1400	L1200	L1000	L800	L600	L400	L200	L0
Section Times	2:13.80 [4] (0:09.98)	2:03.82 [7] (0:12.81)	1:51.01 [8] (0:12.88)	1:38.13 [7] (0:12.38)	1:25.75 [7] (0:12.09)	1:13.66 [8] (0:11.97)	1:01.69 [8] (0:12.15)	0:49.54 [8] (0:12.41)	0:37.13 [8] (0:12.22)	0:24.91 [7] (0:12.36)	0:12.55 [6] (0:12.55)
Average Speed [km/h]	36.3	56.2	56.2	58.1	59.6	60.4	59.5	58.9	59.6	58.6	57.2
Top Speed [km/h]	54.3	57.4	57.7	59.6	60.0	61.0	60.2	59.4	60.2	58.9	58.1
Avg. Dist. to Rail [m]	7.3	1.9	0.7	0.3	0.7	1.0	2.1	2.7	2.8	4.7	7.1
Avg. Stride Freq. [Hz]	2.1	2.3	2.3	2.3	2.3	2.3	2.3	2.3	2.3	2.3	2.2
Avg. Stride Length [m]	4.9	6.8	6.9	7.0	7.2	7.3	7.4	7.2	7.3	7.2	7.0



Report Created: Wed 28 February 2024 17:22:48 GMT+11 (Note: Timing is based on positional data)

- [] Ranking at each section and finish
- :-:- No data available at this section
- NA No data available

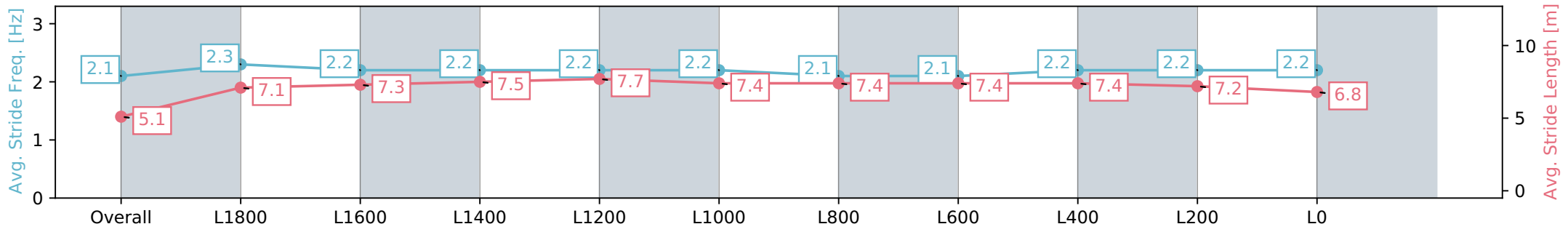
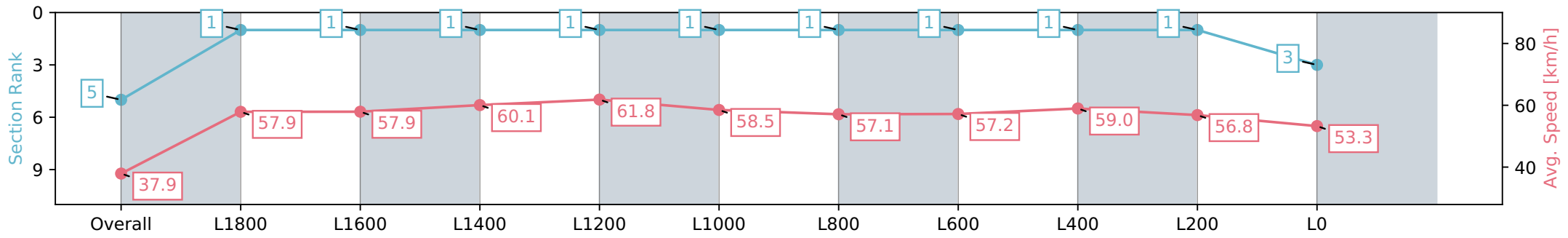
Horse/Jockey Name	REALITY CHECK
Finish Rank	5
Fastest Section Time (Section)	0:09.49 (Overall)
Top Speed [km/h] (Section)	62.0 (L1400)
Race State	Finished



Gawler SA - Professional
 Race 4: Contract Engineering Benchmark 58 Handicap - 2100m
 28 February 2024 - 3:29PM
 Track Rating: Good 4, Weather: Fine, Rail Position: True



Section	Overall	L1800	L1600	L1400	L1200	L1000	L800	L600	L400	L200	L0
Section Times	2:14.03 [5] (0:09.49)	2:04.54 [1] (0:12.42)	1:52.12 [1] (0:12.46)	1:39.66 [1] (0:11.94)	1:27.72 [1] (0:11.70)	1:16.02 [1] (0:12.28)	1:03.74 [1] (0:12.68)	0:51.06 [1] (0:12.67)	0:38.39 [1] (0:12.28)	0:26.11 [1] (0:12.71)	0:13.40 [3] (0:13.40)
Average Speed [km/h]	37.9	57.9	57.9	60.1	61.8	58.5	57.1	57.2	59.0	56.8	53.3
Top Speed [km/h]	56.3	58.4	58.9	61.0	62.0	61.4	57.8	59.0	59.6	58.3	54.8
Avg. Dist. to Rail [m]	1.7	0.6	0.3	0.3	0.7	1.0	1.2	1.2	0.9	3.1	6.0
Avg. Stride Freq. [Hz]	2.1	2.3	2.2	2.2	2.2	2.2	2.1	2.1	2.2	2.2	2.2
Avg. Stride Length [m]	5.1	7.1	7.3	7.5	7.7	7.4	7.4	7.4	7.4	7.2	6.8



[] Ranking at each section and finish
 -:-:- No data available at this section
 NA No data available

Horse/Jockey Name	URBAN BOY
Finish Rank	6
Fastest Section Time (Section)	0:09.72 (Overall)
Top Speed [km/h] (Section)	61.4 (L1400)
Race State	Finished



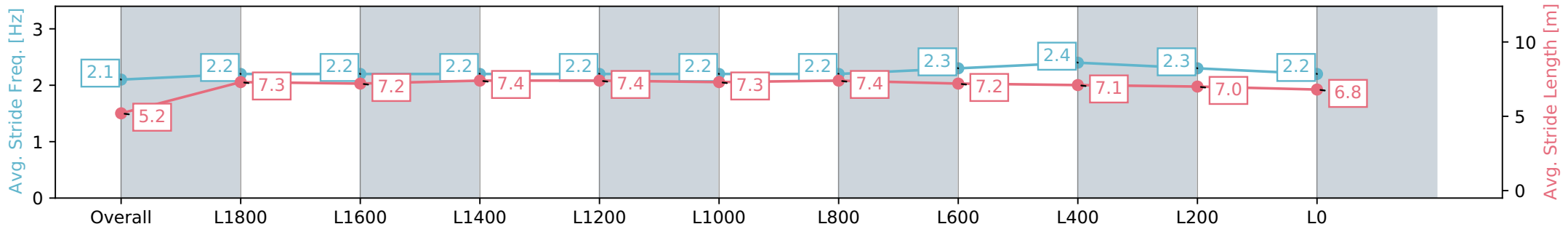
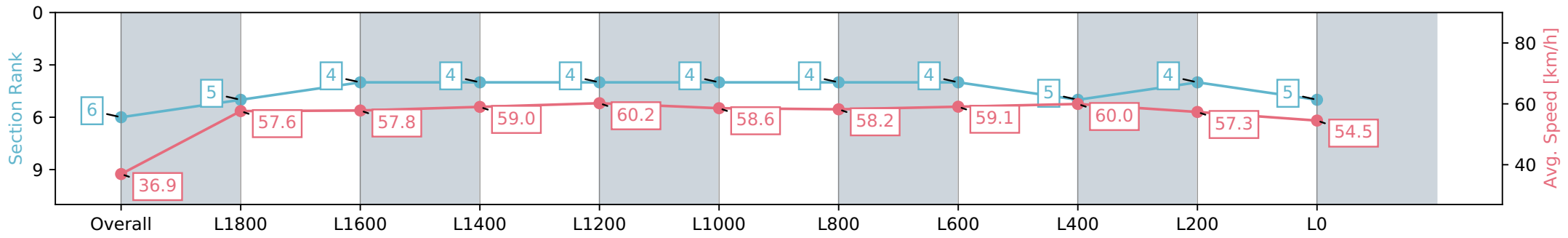
Gawler SA - Professional
 Race 4: Contract Engineering Benchmark 58 Handicap - 2100m



28 February 2024 - 3:29PM

Track Rating: Good 4, Weather: Fine, Rail Position: True

Section	Overall	L1800	L1600	L1400	L1200	L1000	L800	L600	L400	L200	L0
Section Times	2:14.14 [6] (0:09.72)	2:04.42 [5] (0:12.50)	1:51.92 [4] (0:12.56)	1:39.36 [4] (0:12.32)	1:27.04 [4] (0:11.97)	1:15.07 [4] (0:12.27)	1:02.80 [4] (0:12.45)	0:50.35 [4] (0:12.44)	0:37.91 [5] (0:12.14)	0:25.77 [4] (0:12.62)	0:13.15 [5] (0:13.15)
Average Speed [km/h]	36.9	57.6	57.8	59.0	60.2	58.6	58.2	59.1	60.0	57.3	54.5
Top Speed [km/h]	56.3	58.8	59.5	60.2	61.4	60.2	59.0	60.1	61.4	59.7	56.0
Avg. Dist. to Rail [m]	2.4	0.8	1.5	1.2	1.0	1.1	1.9	3.1	2.4	2.6	1.1
Avg. Stride Freq. [Hz]	2.1	2.2	2.2	2.2	2.2	2.2	2.2	2.2	2.3	2.4	2.2
Avg. Stride Length [m]	5.2	7.3	7.2	7.4	7.4	7.3	7.4	7.4	7.2	7.1	6.8



- [] Ranking at each section and finish
- :-:- No data available at this section
- NA No data available

Horse/Jockey Name	PLAISIR
Finish Rank	7
Fastest Section Time (Section)	0:09.99 (Overall)
Top Speed [km/h] (Section)	61.9 (L1600)
Race State	Finished



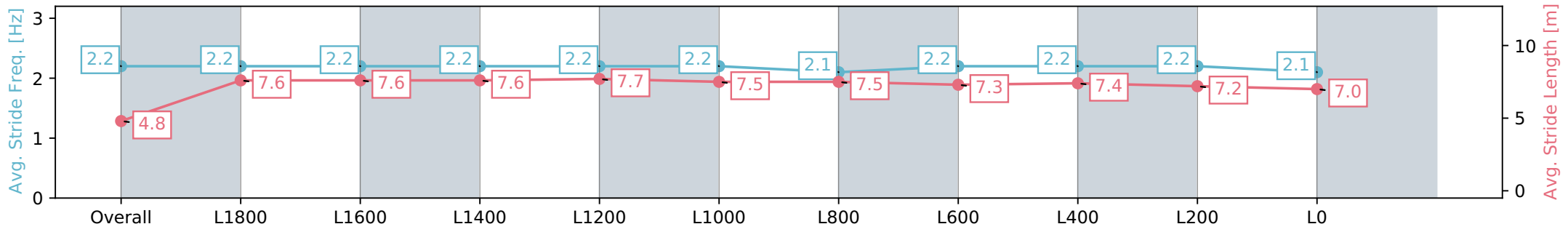
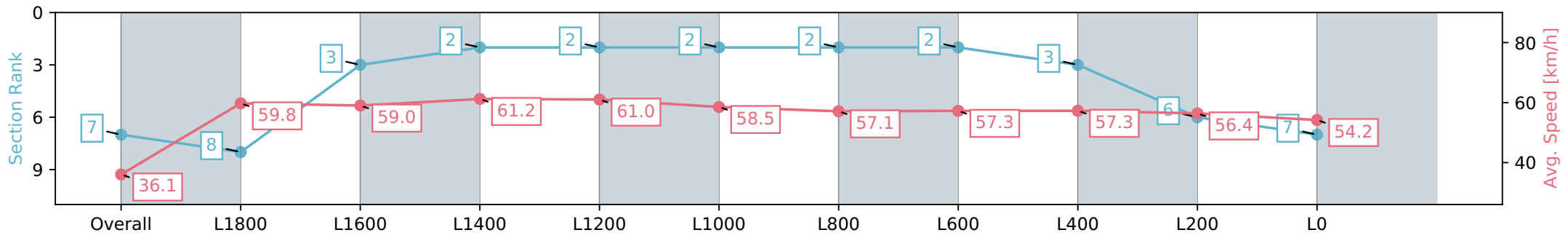
Gawler SA - Professional
 Race 4: Contract Engineering Benchmark 58 Handicap - 2100m



28 February 2024 - 3:29PM

Track Rating: Good 4, Weather: Fine, Rail Position: True

Section	Overall	L1800	L1600	L1400	L1200	L1000	L800	L600	L400	L200	L0
Section Times	2:14.47 [7] (0:09.99)	2:04.48 [8] (0:12.08)	1:52.40 [3] (0:12.33)	1:40.07 [2] (0:11.95)	1:28.12 [2] (0:11.84)	1:16.28 [2] (0:12.34)	1:03.94 [2] (0:12.66)	0:51.28 [2] (0:12.68)	0:38.60 [3] (0:12.63)	0:25.97 [6] (0:12.76)	0:13.21 [7] (0:13.21)
Average Speed [km/h]	36.1	59.8	59.0	61.2	61.0	58.5	57.1	57.3	57.3	56.4	54.2
Top Speed [km/h]	57.4	60.6	60.4	61.9	61.5	60.4	57.7	57.8	57.5	57.5	55.2
Avg. Dist. to Rail [m]	7.5	3.8	2.1	2.4	1.9	1.6	1.7	1.8	0.7	0.5	0.5
Avg. Stride Freq. [Hz]	2.2	2.2	2.2	2.2	2.2	2.2	2.1	2.2	2.2	2.2	2.1
Avg. Stride Length [m]	4.8	7.6	7.6	7.6	7.6	7.7	7.5	7.5	7.3	7.4	7.0



[] Ranking at each section and finish
 -:-:- No data available at this section
 NA No data available

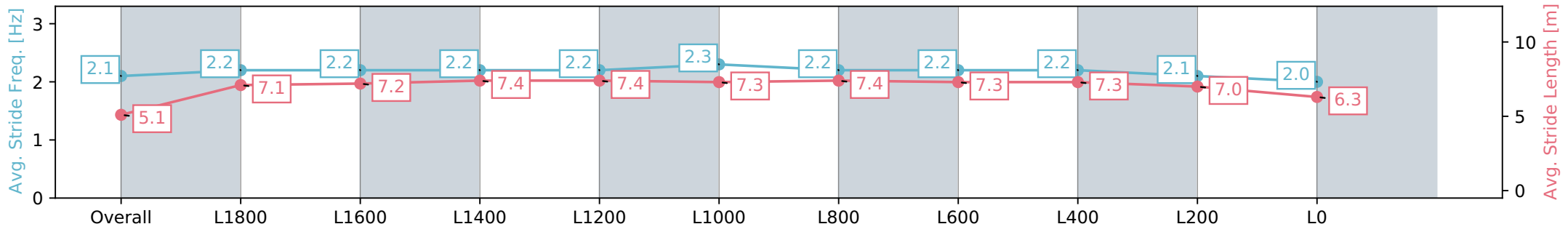
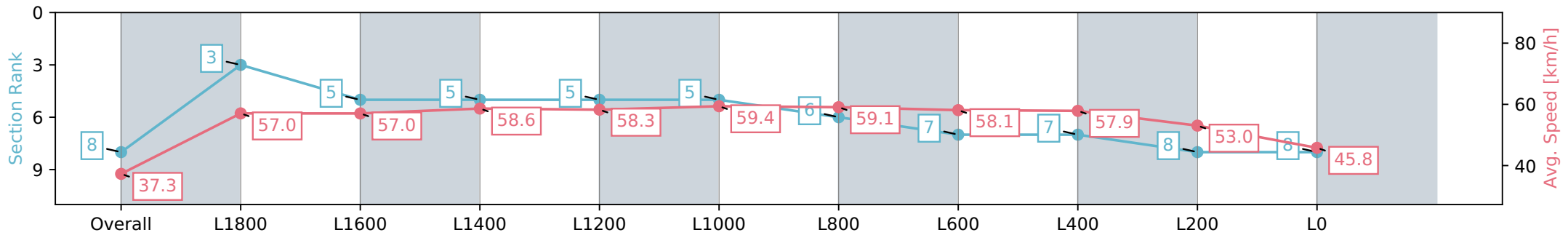
Horse/Jockey Name	DIFFLIN COUNTY
Finish Rank	8
Fastest Section Time (Section)	0:09.61 (Overall)
Top Speed [km/h] (Section)	60.7 (L1200)
Race State	Finished



Gawler SA - Professional
 Race 4: Contract Engineering Benchmark 58 Handicap - 2100m
 28 February 2024 - 3:29PM
 Track Rating: Good 4, Weather: Fine, Rail Position: True



Section	Overall	L1800	L1600	L1400	L1200	L1000	L800	L600	L400	L200	L0
Section Times	2:18.41 [8] (0:09.61)	2:08.80 [3] (0:12.64)	1:56.16 [5] (0:12.71)	1:43.45 [5] (0:12.39)	1:31.06 [5] (0:12.40)	1:18.66 [5] (0:12.14)	1:06.52 [6] (0:12.23)	0:54.29 [7] (0:12.50)	0:41.79 [7] (0:12.54)	0:29.25 [8] (0:13.62)	0:15.63 [8] (0:15.63)
Average Speed [km/h]	37.3	57.0	57.0	58.6	58.3	59.4	59.1	58.1	57.9	53.0	45.8
Top Speed [km/h]	56.6	57.6	58.5	59.2	59.3	60.7	59.9	58.9	59.2	55.9	50.1
Avg. Dist. to Rail [m]	4.2	2.3	1.1	1.5	1.8	1.5	1.8	1.6	1.3	3.4	5.4
Avg. Stride Freq. [Hz]	2.1	2.2	2.2	2.2	2.2	2.3	2.2	2.2	2.2	2.1	2.0
Avg. Stride Length [m]	5.1	7.1	7.2	7.4	7.4	7.3	7.4	7.3	7.3	7.0	6.3



Report Created: Wed 28 February 2024 17:23:07 GMT+11 (Note: Timing is based on positional data)

- [] Ranking at each section and finish
- :-:- No data available at this section
- NA No data available

