



RACING SA

Gawler SA

Race 1: Adelaide Plains Bloodstock Maiden Plate - 1700m

28 February 2024 - 1:42PM



Track Rating: Good 4, Weather: Fine, Rail Position: Unknown

Section								Overall	L1600	L1400	L1200	L1000	L800		
Field Times								1:45.31 (0:08.81)	1:36.50 (0:11.81)	1:24.69 (0:11.85)	1:12.84 (0:12.24)	1:00.60 (0:12.34)	0:48.27 (0:12.25)		
Position	#	Horse/Jockey	Barrier	Top Speed [km/h]	Fastest Section	First 400m								Distance Travelled From Winner [m]	
1	1	HOLMES Todd Pannell	1	65.3 1400-1200	0:08.93 1600-1400	0:26.56	1:45.31 (0:08.93)	1:36.38 [3] (0:11.72)	1:24.66 [2] (0:11.90)	1:12.76 [2] (0:12.25)	1:00.51 [3] (0:12.56)	0:47.95 [3] (0:12.42)			
2	7	GILDED AGE Dom Tourneur	7	63.1 200-0	0:09.41 1600-1400	0:26.74	1:45.37 (0:09.41)	1:35.96 [6] (0:11.46)	1:24.50 [3] (0:11.77)	1:12.73 [3] (0:12.08)	1:00.65 [2] (0:12.32)	0:48.33 [1] (0:12.25)	-7		
3	11	FLYING YANK Ben Price	11	63.0 200-0	0:09.28 1600-1400	0:26.84	1:46.49 (0:09.28)	1:37.20 [4] (0:11.93)	1:25.27 [5] (0:12.01)	1:13.26 [6] (0:12.39)	1:00.87 [8] (0:12.73)	0:48.14 [8] (0:12.59)	-2		
4	9	EXALTED BELLE Jason Holder	9	63.8 1400-1200	0:09.34 1600-1400	0:27.09	1:46.49 (0:09.34)	1:37.15 [5] (0:11.92)	1:25.23 [7] (0:11.99)	1:13.24 [7] (0:12.12)	1:01.12 [5] (0:12.40)	0:48.72 [4] (0:12.15)	-3		
5	4	KEMI Ms Jessica Eaton	4	62.1 1400-1200	0:09.54 1600-1400	0:27.38	1:46.53 (0:09.54)	1:36.99 [7] (0:11.82)	1:25.17 [8] (0:12.13)	1:13.04 [8] (0:12.08)	1:00.96 [7] (0:12.56)	0:48.39 [7] (0:12.28)	-4		
6	2	I'M APRANCER Dylan Caboche	2	62.2 1400-1200	0:08.81 1600-1400	0:26.48	1:46.59 (0:08.81)	1:37.78 [1] (0:11.81)	1:25.97 [1] (0:11.84)	1:14.13 [1] (0:12.24)	1:01.89 [1] (0:12.61)	0:49.28 [2] (0:12.40)	-7		
7	3	INNER SANCTUM Jacob Opperman	3	63.2 1400-1200	0:09.54 1600-1400	0:27.07	1:46.85 (0:09.54)	1:37.31 [8] (0:11.70)	1:25.61 [6] (0:11.88)	1:13.73 [5] (0:12.24)	1:01.49 [4] (0:12.56)	0:48.93 [5] (0:12.37)	-8		
8	8	HONDURAS Jake Toeroek	8	62.5 1400-1200	0:08.92 1600-1400	0:27.33	1:46.96 (0:08.92)	1:38.04 [2] (0:12.12)	1:25.92 [4] (0:12.04)	1:13.88 [4] (0:12.32)	1:01.56 [6] (0:12.57)	0:48.98 [6] (0:12.40)	+2		

Scratched: Maven Missile (#5), Our Swoosh (#6), Gallium (#10)

- [] Position in running at each section and finish
- # Saddle cloth number
- :-:- No data available at this section
- Background shading for fastest section
- NA No data available



RACING SA

Gawler SA

Race 1: Adelaide Plains Bloodstock Maiden Plate - 1700m

28 February 2024 - 1:42PM



Track Rating: Good 4, Weather: Fine, Rail Position: Unknown

Section				L600	L400	L200						
Field Times				0:36.01 (0:11.76)	0:24.26 (0:11.93)	0:12.33 (0:12.33)						
Position	#	Horse/Jockey	Barrier	Top Speed [km/h]	Fastest Section	First 400m				Margin	Distance Travelled From Winner [m]	
1	1	HOLMES Todd Pannell	1	65.3 1400-1200	0:08.93 1600-1400	0:26.56	0:35.53 [3] (0:11.88)	0:23.65 [2] (0:11.65)	0:12.00 [2] (0:12.00)	1:45.31		
2	7	GILDED AGE Dom Tourneur	7	63.1 200-0	0:09.41 1600-1400	0:26.74	0:36.08 [1] (0:11.76)	0:24.32 [1] (0:11.92)	0:12.40 [1] (0:12.40)	0.4L	-7	
3	11	FLYING YANK Ben Price	11	63.0 200-0	0:09.28 1600-1400	0:26.84	0:35.55 [8] (0:12.12)	0:23.43 [8] (0:11.53)	0:11.90 [8] (0:11.90)	7.9L	-2	
4	9	EXALTED BELLE Jason Holder	9	63.8 1400-1200	0:09.34 1600-1400	0:27.09	0:36.57 [4] (0:11.90)	0:24.67 [4] (0:12.12)	0:12.55 [4] (0:12.55)	7.9L	-3	
5	4	KEMI Ms Jessica Eaton	4	62.1 1400-1200	0:09.54 1600-1400	0:27.38	0:36.10 [7] (0:11.95)	0:24.15 [6] (0:12.01)	0:12.14 [7] (0:12.14)	8.1L	-4	
6	2	I'M APRANCER Dylan Caboche	2	62.2 1400-1200	0:08.81 1600-1400	0:26.48	0:36.88 [2] (0:12.04)	0:24.84 [3] (0:12.15)	0:12.69 [3] (0:12.69)	8.5L	-7	
7	3	INNER SANCTUM Jacob Opperman	3	63.2 1400-1200	0:09.54 1600-1400	0:27.07	0:36.56 [5] (0:11.99)	0:24.57 [5] (0:11.80)	0:12.77 [5] (0:12.77)	10.3L	-8	
8	8	HONDURAS Jake Toeroek	8	62.5 1400-1200	0:08.92 1600-1400	0:27.33	0:36.58 [6] (0:12.01)	0:24.57 [7] (0:11.77)	0:12.80 [6] (0:12.80)	11.0L	+2	

Scratched: Maven Missile (#5), Our Swoosh (#6), Gallium (#10)

- [] Position in running at each section and finish
- # Saddle cloth number
- :-:- No data available at this section
- █ Background shading for fastest section
- NA No data available

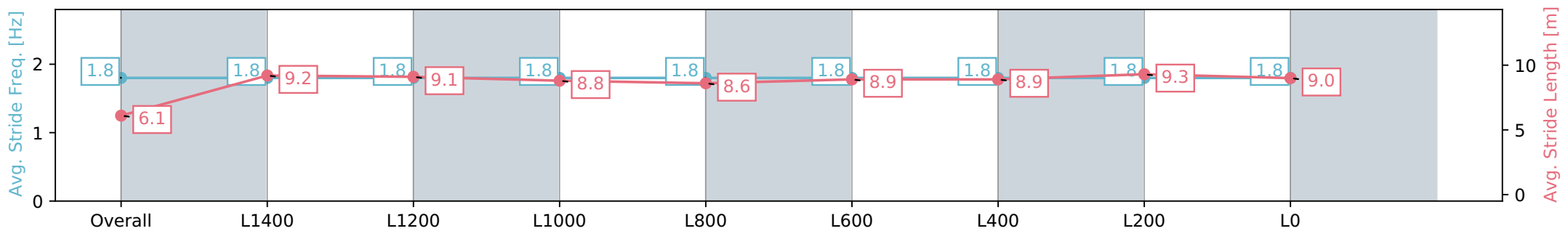
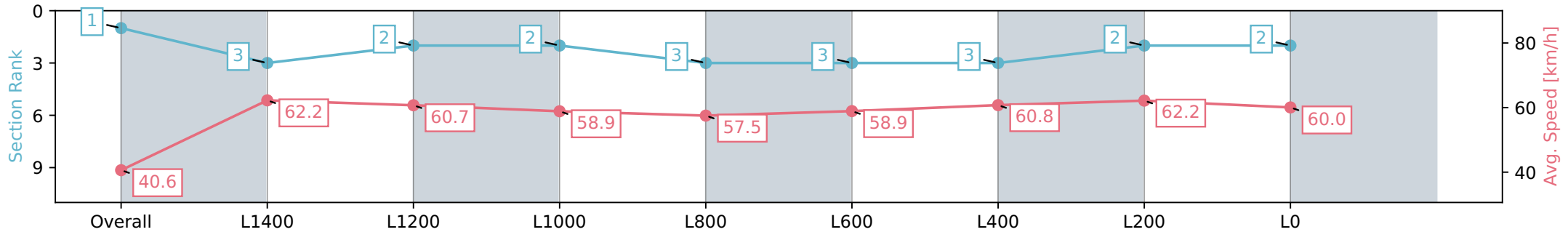
Horse/Jockey Name	HOLMES
Finish Rank	1
Fastest Section Time (Section)	0:08.93 (Overall)
Top Speed [km/h] (Section)	65.3 (L1600)
Race State	Finished



Gawler SA - Professional
 Race 1: Adelaide Plains Bloodstock Maiden Plate - 1700m
 28 February 2024 - 1:42PM
 Track Rating: Good 4, Weather: Fine, Rail Position: Unknown



Section	Overall	L1400	L1200	L1000	L800	L600	L400	L200	L0
Section Times	1:45.31 [1] (0:08.93)	1:36.38 [3] (0:11.72)	1:24.66 [2] (0:11.90)	1:12.76 [2] (0:12.25)	1:00.51 [3] (0:12.56)	0:47.95 [3] (0:12.42)	0:35.53 [3] (0:11.88)	0:23.65 [2] (0:11.65)	0:12.00 [2] (0:12.00)
Average Speed [km/h]	40.6	62.2	60.7	58.9	57.5	58.9	60.8	62.2	60.0
Top Speed [km/h]	59.1	65.3	61.7	60.1	58.0	60.5	62.0	62.8	61.4
Avg. Dist. to Rail [m]	9.0	2.8	2.2	1.3	1.7	2.1	1.5	1.5	2.7
Avg. Stride Freq. [Hz]	1.8	1.8	1.8	1.8	1.8	1.8	1.8	1.8	1.8
Avg. Stride Length [m]	6.1	9.2	9.1	8.8	8.6	8.9	8.9	9.3	9.0



Report Created: Wed 28 February 2024 14:54:20 GMT+11 (Note: Timing is based on positional data)

- [] Ranking at each section and finish
- :-:- No data available at this section
- NA No data available

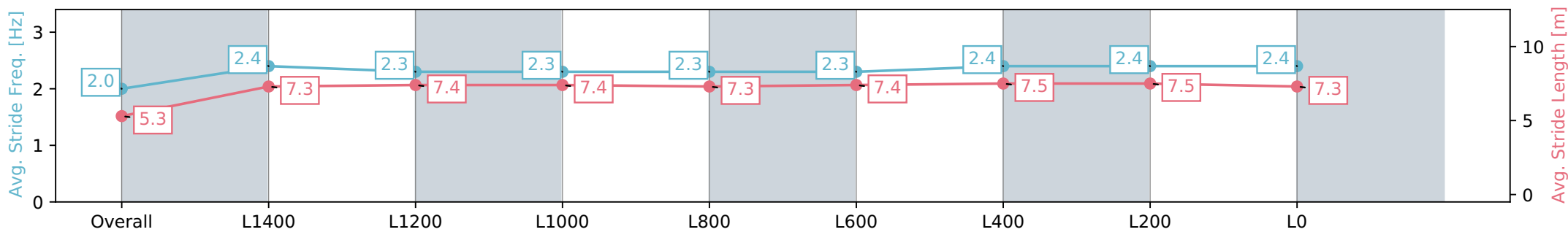
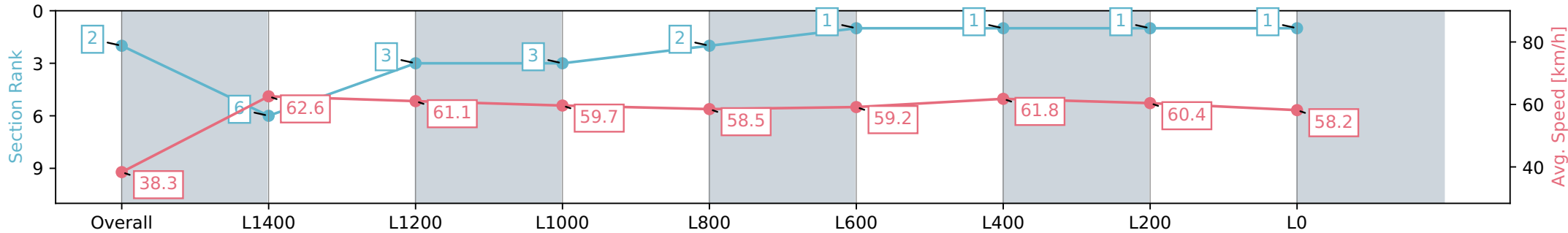
Horse/Jockey Name	GILDED AGE
Finish Rank	2
Fastest Section Time (Section)	0:09.41 (Overall)
Top Speed [km/h] (Section)	63.1 (L400)
Race State	Finished



Gawler SA - Professional
 Race 1: Adelaide Plains Bloodstock Maiden Plate - 1700m
 28 February 2024 - 1:42PM
 Track Rating: Good 4, Weather: Fine, Rail Position: Unknown



Section	Overall	L1400	L1200	L1000	L800	L600	L400	L200	L0
Section Times	1:45.37 [2] (0:09.41)	1:35.96 [6] (0:11.46)	1:24.50 [3] (0:11.77)	1:12.73 [3] (0:12.08)	1:00.65 [2] (0:12.32)	0:48.33 [1] (0:12.25)	0:36.08 [1] (0:11.76)	0:24.32 [1] (0:11.92)	0:12.40 [1] (0:12.40)
Average Speed [km/h]	38.3	62.6	61.1	59.7	58.5	59.2	61.8	60.4	58.2
Top Speed [km/h]	57.2	63.0	62.1	60.3	58.0	60.6	61.0	63.1	62.3
Avg. Dist. to Rail [m]	5.4	0.4	0.2	1.3	2.0	2.2	2.3	3.5	4.0
Avg. Stride Freq. [Hz]	2.0	2.4	2.3	2.3	2.3	2.3	2.4	2.4	2.4
Avg. Stride Length [m]	5.3	7.3	7.4	7.4	7.3	7.4	7.5	7.5	7.3



Report Created: Wed 28 February 2024 14:54:24 GMT+11 (Note: Timing is based on positional data)

- [] Ranking at each section and finish
- :-:- No data available at this section
- NA No data available

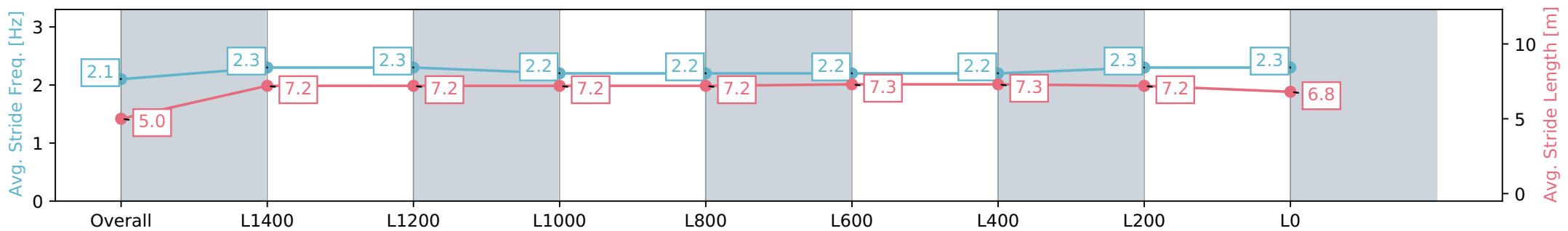
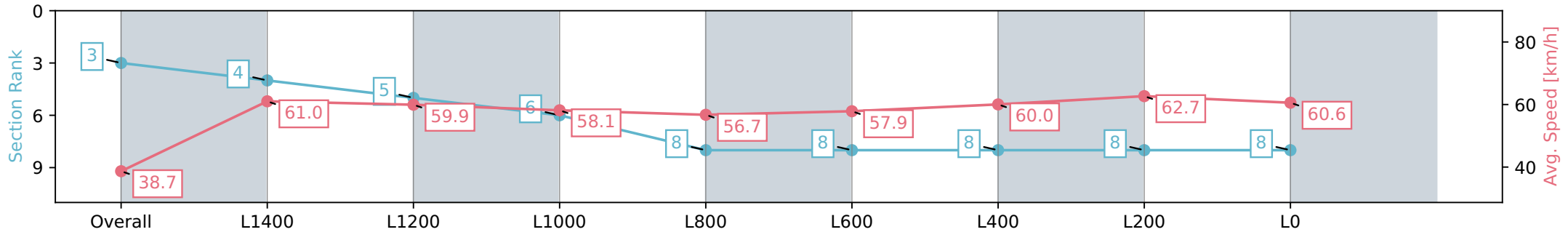
Horse/Jockey Name	FLYING YANK
Finish Rank	3
Fastest Section Time (Section)	0:09.28 (Overall)
Top Speed [km/h] (Section)	63.0 (L400)
Race State	Finished



Gawler SA - Professional
 Race 1: Adelaide Plains Bloodstock Maiden Plate - 1700m
 28 February 2024 - 1:42PM
 Track Rating: Good 4, Weather: Fine, Rail Position: Unknown



Section	Overall	L1400	L1200	L1000	L800	L600	L400	L200	L0
Section Times	1:46.49 [3] (0:09.28)	1:37.20 [4] (0:11.93)	1:25.27 [5] (0:12.01)	1:13.26 [6] (0:12.39)	1:00.87 [8] (0:12.73)	0:48.14 [8] (0:12.59)	0:35.55 [8] (0:12.12)	0:23.43 [8] (0:11.53)	0:11.90 [8] (0:11.90)
Average Speed [km/h]	38.7	61.0	59.9	58.1	56.7	57.9	60.0	62.7	60.6
Top Speed [km/h]	57.6	61.4	60.7	60.0	58.4	61.2	61.7	63.0	58.5
Avg. Dist. to Rail [m]	5.6	1.2	0.6	0.5	0.9	1.3	1.3	2.3	4.6
Avg. Stride Freq. [Hz]	2.1	2.3	2.3	2.2	2.2	2.2	2.2	2.3	2.3
Avg. Stride Length [m]	5.0	7.2	7.2	7.2	7.2	7.3	7.3	7.2	6.8



Report Created: Wed 28 February 2024 14:54:28 GMT+11 (Note: Timing is based on positional data)

- [] Ranking at each section and finish
- :-:- No data available at this section
- NA No data available

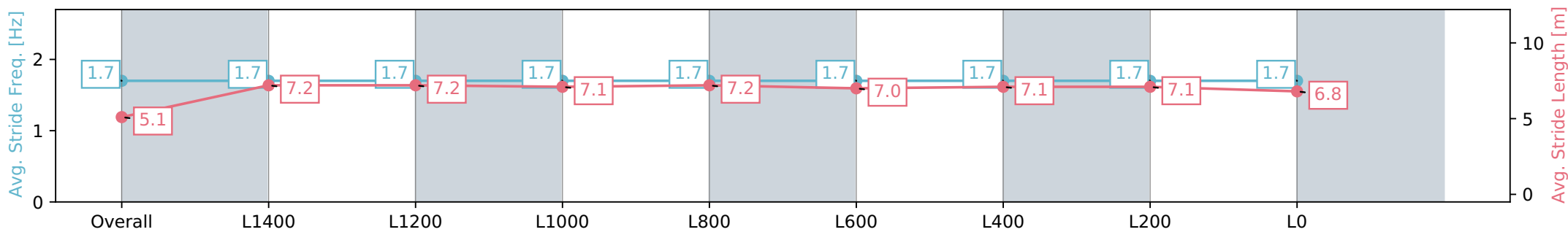
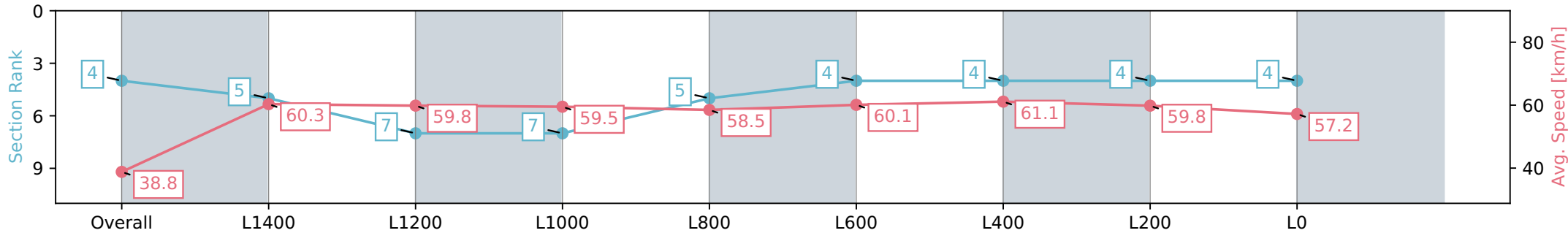
Horse/Jockey Name	EXALTED BELLE
Finish Rank	4
Fastest Section Time (Section)	0:09.34 (Overall)
Top Speed [km/h] (Section)	63.8 (L1600)
Race State	Finished



Gawler SA - Professional
 Race 1: Adelaide Plains Bloodstock Maiden Plate - 1700m
 28 February 2024 - 1:42PM
 Track Rating: Good 4, Weather: Fine, Rail Position: Unknown



Section	Overall	L1400	L1200	L1000	L800	L600	L400	L200	L0
Section Times	1:46.49 [4] (0:09.34)	1:37.15 [5] (0:11.92)	1:25.23 [7] (0:11.99)	1:13.24 [7] (0:12.12)	1:01.12 [5] (0:12.40)	0:48.72 [4] (0:12.15)	0:36.57 [4] (0:11.90)	0:24.67 [4] (0:12.12)	0:12.55 [4] (0:12.55)
Average Speed [km/h]	38.8	60.3	59.8	59.5	58.5	60.1	61.1	59.8	57.2
Top Speed [km/h]	57.1	63.8	62.9	60.1	58.8	60.7	61.8	62.1	59.8
Avg. Dist. to Rail [m]	7.2	2.5	1.4	0.7	1.2	2.4	3.9	4.6	5.8
Avg. Stride Freq. [Hz]	1.7	1.7	1.7	1.7	1.7	1.7	1.7	1.7	1.7
Avg. Stride Length [m]	5.1	7.2	7.2	7.1	7.2	7.0	7.1	7.1	6.8



Report Created: Wed 28 February 2024 14:54:32 GMT+11 (Note: Timing is based on positional data)

- [] Ranking at each section and finish
- :-:- No data available at this section
- NA No data available

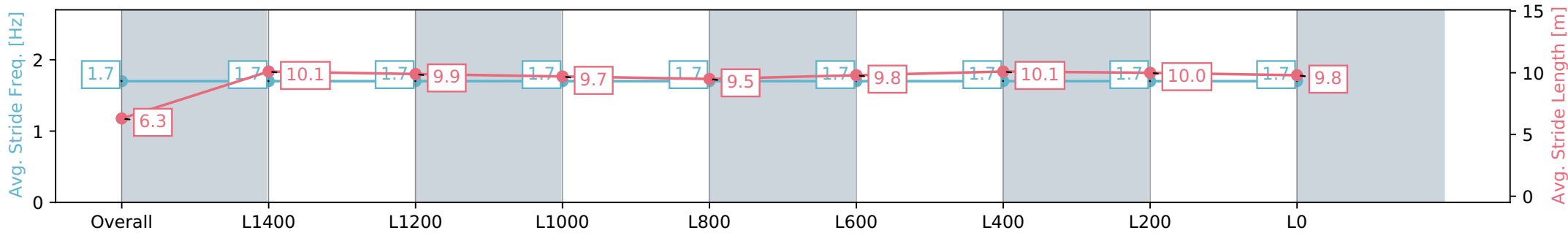
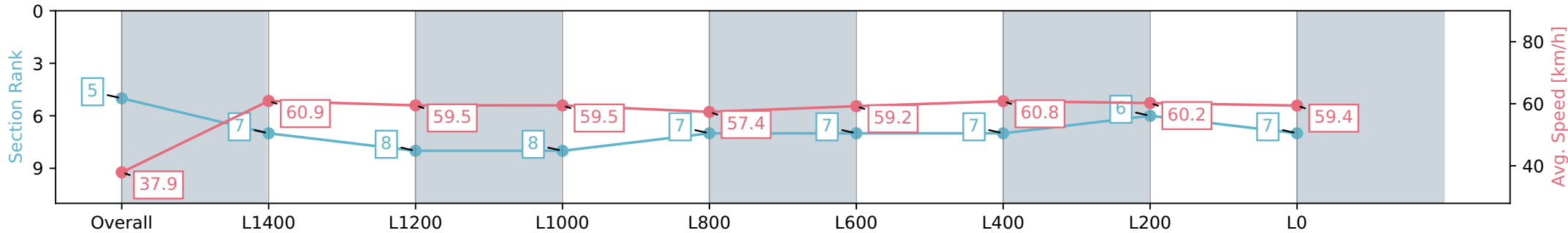
Horse/Jockey Name	KEMI
Finish Rank	5
Fastest Section Time (Section)	0:09.54 (Overall)
Top Speed [km/h] (Section)	62.1 (L1600)
Race State	Finished



Gawler SA - Professional
 Race 1: Adelaide Plains Bloodstock Maiden Plate - 1700m
 28 February 2024 - 1:42PM
 Track Rating: Good 4, Weather: Fine, Rail Position: Unknown



Section	Overall	L1400	L1200	L1000	L800	L600	L400	L200	L0
Section Times	1:46.53 [5] (0:09.54)	1:36.99 [7] (0:11.82)	1:25.17 [8] (0:12.13)	1:13.04 [8] (0:12.08)	1:00.96 [7] (0:12.56)	0:48.39 [7] (0:12.28)	0:36.10 [7] (0:11.95)	0:24.15 [6] (0:12.01)	0:12.14 [7] (0:12.14)
Average Speed [km/h]	37.9	60.9	59.5	59.5	57.4	59.2	60.8	60.2	59.4
Top Speed [km/h]	59.8	62.1	61.7	61.2	59.2	60.7	61.8	62.0	61.9
Avg. Dist. to Rail [m]	2.6	0.7	0.8	0.5	1.0	1.6	2.0	4.2	7.1
Avg. Stride Freq. [Hz]	1.7	1.7	1.7	1.7	1.7	1.7	1.7	1.7	1.7
Avg. Stride Length [m]	6.3	10.1	9.9	9.7	9.5	9.8	10.1	10.0	9.8



Report Created: Wed 28 February 2024 14:54:35 GMT+11 (Note: Timing is based on positional data)

- [] Ranking at each section and finish
- :-:- No data available at this section
- NA No data available

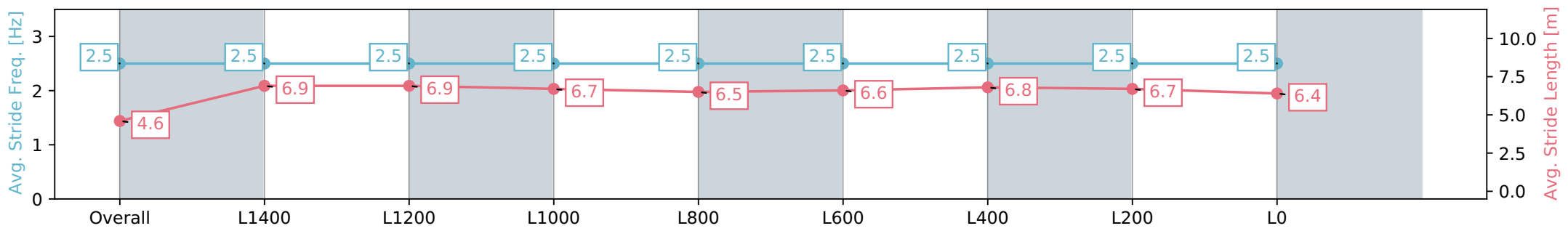
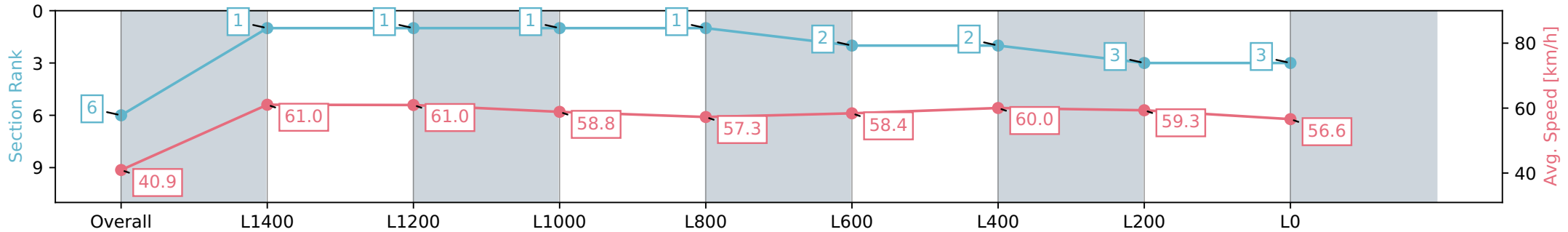
Horse/Jockey Name	I'M APRANCER
Finish Rank	6
Fastest Section Time (Section)	0:08.81 (Overall)
Top Speed [km/h] (Section)	62.2 (L1600)
Race State	Finished



Gawler SA - Professional
 Race 1: Adelaide Plains Bloodstock Maiden Plate - 1700m
 28 February 2024 - 1:42PM
 Track Rating: Good 4, Weather: Fine, Rail Position: Unknown



Section	Overall	L1400	L1200	L1000	L800	L600	L400	L200	L0
Section Times	1:46.59 [6] (0:08.81)	1:37.78 [1] (0:11.81)	1:25.97 [1] (0:11.84)	1:14.13 [1] (0:12.24)	1:01.89 [1] (0:12.61)	0:49.28 [2] (0:12.40)	0:36.88 [2] (0:12.04)	0:24.84 [3] (0:12.15)	0:12.69 [3] (0:12.69)
Average Speed [km/h]	40.9	61.0	61.0	58.8	57.3	58.4	60.0	59.3	56.6
Top Speed [km/h]	59.9	62.2	61.8	60.1	57.8	59.5	60.4	60.1	57.5
Avg. Dist. to Rail [m]	2.5	0.6	0.9	0.3	0.7	1.1	0.5	0.5	0.4
Avg. Stride Freq. [Hz]	2.5	2.5	2.5	2.5	2.5	2.5	2.5	2.5	2.5
Avg. Stride Length [m]	4.6	6.9	6.9	6.7	6.5	6.6	6.8	6.7	6.4



[] Ranking at each section and finish
 -:-:- No data available at this section
 NA No data available

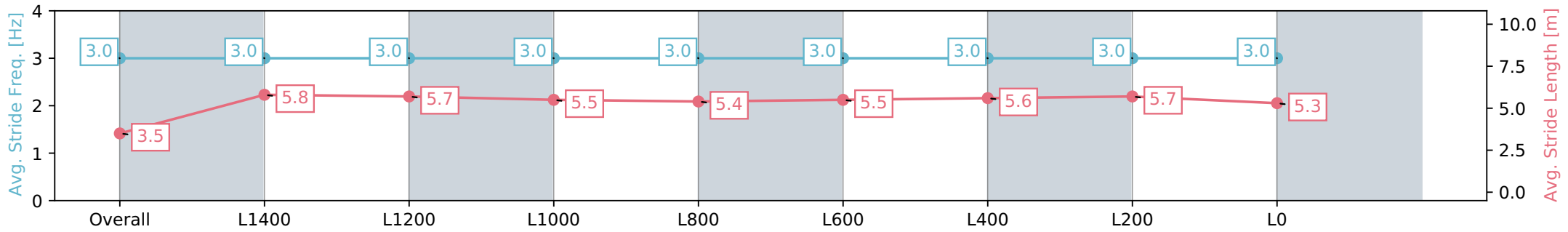
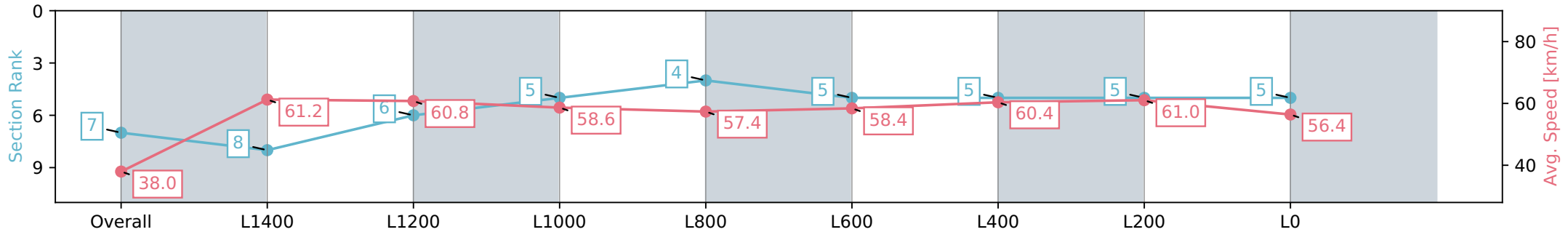
Horse/Jockey Name	INNER SANCTUM
Finish Rank	7
Fastest Section Time (Section)	0:09.54 (Overall)
Top Speed [km/h] (Section)	63.2 (L1600)
Race State	Finished



Gawler SA - Professional
 Race 1: Adelaide Plains Bloodstock Maiden Plate - 1700m
 28 February 2024 - 1:42PM
 Track Rating: Good 4, Weather: Fine, Rail Position: Unknown



Section	Overall	L1400	L1200	L1000	L800	L600	L400	L200	L0
Section Times	1:46.85 [7] (0:09.54)	1:37.31 [8] (0:11.70)	1:25.61 [6] (0:11.88)	1:13.73 [5] (0:12.24)	1:01.49 [4] (0:12.56)	0:48.93 [5] (0:12.37)	0:36.56 [5] (0:11.99)	0:24.57 [5] (0:11.80)	0:12.77 [5] (0:12.77)
Average Speed [km/h]	38.0	61.2	60.8	58.6	57.4	58.4	60.4	61.0	56.4
Top Speed [km/h]	61.6	63.2	62.0	60.0	58.4	60.5	61.5	61.9	60.3
Avg. Dist. to Rail [m]	3.0	0.5	0.3	0.4	0.3	0.4	0.7	1.7	2.4
Avg. Stride Freq. [Hz]	3.0	3.0	3.0	3.0	3.0	3.0	3.0	3.0	3.0
Avg. Stride Length [m]	3.5	5.8	5.7	5.5	5.4	5.5	5.6	5.7	5.3



[] Ranking at each section and finish
 -:-:- No data available at this section
 NA No data available

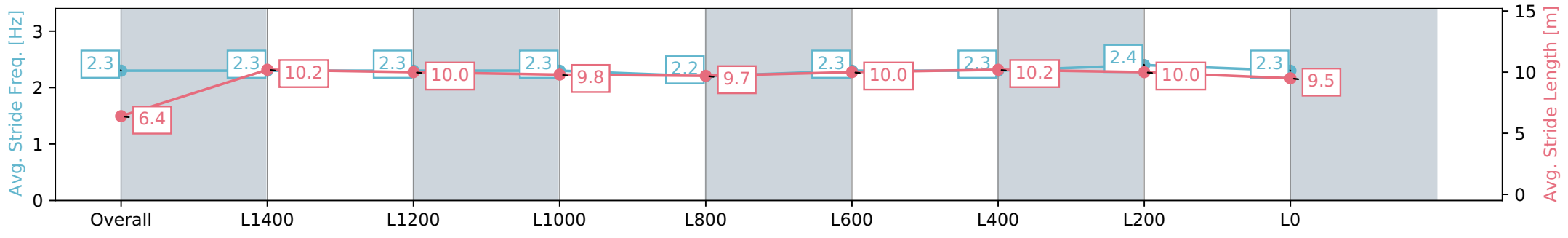
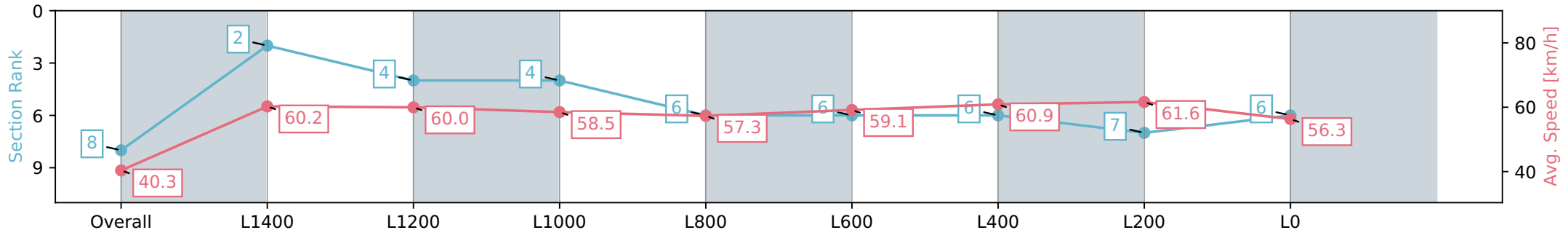
Horse/Jockey Name	HONDURAS
Finish Rank	8
Fastest Section Time (Section)	0:08.92 (Overall)
Top Speed [km/h] (Section)	62.5 (L1600)
Race State	Finished



Gawler SA - Professional
 Race 1: Adelaide Plains Bloodstock Maiden Plate - 1700m
 28 February 2024 - 1:42PM
 Track Rating: Good 4, Weather: Fine, Rail Position: Unknown



Section	Overall	L1400	L1200	L1000	L800	L600	L400	L200	L0
Section Times	1:46.96 [8] (0:08.92)	1:38.04 [2] (0:12.12)	1:25.92 [4] (0:12.04)	1:13.88 [4] (0:12.32)	1:01.56 [6] (0:12.57)	0:48.98 [6] (0:12.40)	0:36.58 [6] (0:12.01)	0:24.57 [7] (0:11.77)	0:12.80 [6] (0:12.80)
Average Speed [km/h]	40.3	60.2	60.0	58.5	57.3	59.1	60.9	61.6	56.3
Top Speed [km/h]	58.0	62.5	62.4	60.1	59.4	61.2	62.3	60.8	58.6
Avg. Dist. to Rail [m]	5.0	1.9	1.4	0.8	1.3	1.6	2.0	3.1	5.8
Avg. Stride Freq. [Hz]	2.3	2.3	2.3	2.3	2.2	2.3	2.3	2.4	2.3
Avg. Stride Length [m]	6.4	10.2	10.0	9.8	9.7	10.0	10.2	10.0	9.5



Report Created: Wed 28 February 2024 14:54:51 GMT+11 (Note: Timing is based on positional data)

- [] Ranking at each section and finish
- :-:- No data available at this section
- NA No data available