



RACING SA

Gawler SA

Race 7: Gawler & Barossa Self Storage Rating 0 - 58 Handicap - 1516m

14 February 2024 - 5:11PM



Track Rating: Good 4, Weather: Fine, Rail Position: +7m 800m-400m, +5m Remainder

Section								Overall	L1400	L1200	L1000	L800	L600		
Field Times								1:32.15 (0:09.54)	1:22.61 (0:10.67)	1:11.94 (0:10.98)	1:00.96 (0:11.46)	0:49.50 (0:11.94)	0:37.56 (0:12.35)		
Position	#	Horse/Jockey	Barrier	Top Speed [km/h]	Fastest Section	First 400m								Distance Travelled From Winner [m]	
1	12	PUISSANCE DUSOLEIL Jake Toeroek	11	66.9 1400-1200	0:10.09 1600-1400	0:25.77	1:32.15 (0:10.09)	1:22.06 [7] (0:11.06)	1:11.00 [8] (0:10.97)	1:00.03 [8] (0:11.25)	0:48.78 [7] (0:11.71)	0:37.07 [6] (0:12.30)			
2	2	MAVETTE Todd Pannell	6	67.8 1400-1200	0:09.78 1600-1400	0:25.16	1:32.27 (0:09.78)	1:22.49 [3] (0:10.83)	1:11.66 [4] (0:10.91)	1:00.75 [4] (0:11.43)	0:49.32 [4] (0:11.89)	0:37.43 [3] (0:12.30)	+4		
3	4	SHALAGA Jacob Opperman	14	69.0 1200-1000	0:10.54 1600-1400	0:26.07	1:32.50 (0:10.54)	1:21.96 [12] (0:11.13)	1:10.83 [10] (0:10.66)	1:00.17 [9] (0:11.34)	0:48.83 [9] (0:11.67)	0:37.16 [9] (0:11.95)	+8		
4	5	CHELSEA CUBE Jason Holder	1	67.4 1400-1200	0:09.86 1600-1400	0:25.27	1:32.57 (0:09.86)	1:22.71 [5] (0:10.86)	1:11.85 [5] (0:11.04)	1:00.81 [5] (0:11.41)	0:49.40 [6] (0:11.77)	0:37.63 [4] (0:12.23)	-6		
5	7	WICKED ADDICTION Justin Potter	10	67.3 1400-1200	0:09.90 1600-1400	0:25.49	1:32.63 (0:09.90)	1:22.73 [6] (0:10.95)	1:11.78 [6] (0:11.13)	1:00.65 [7] (0:11.49)	0:49.16 [8] (0:11.82)	0:37.34 [8] (0:12.24)	+4		
6	10	GOGOLF GURU Sophie Logan	13	66.8 1200-1000	0:10.25 1600-1400	0:26.27	1:32.73 (0:10.25)	1:22.48 [9] (0:11.46)	1:11.02 [11] (0:10.90)	1:00.12 [12] (0:11.30)	0:48.82 [11] (0:11.61)	0:37.21 [10] (0:12.09)	+6		
7	9	CRIMSON VINE Kayla Crowther	9	67.4 1200-1000	0:10.28 1600-1400	0:26.19	1:33.20 (0:10.28)	1:22.91 [10] (0:11.35)	1:11.56 [9] (0:10.91)	1:00.65 [10] (0:11.36)	0:49.29 [10] (0:11.64)	0:37.65 [11] (0:12.61)	-1		
8	1	BONSA BIG BOY Sairyn Fawke	15	68.9 1400-1200	0:09.62 1600-1400	0:24.78	1:33.21 (0:09.62)	1:23.59 [2] (0:10.66)	1:12.93 [2] (0:10.93)	1:02.00 [2] (0:11.45)	0:50.55 [2] (0:11.95)	0:38.60 [2] (0:12.39)	+3		
9	13	BIG SHAQ Nichola Yuen	2	68.9 1400-1200	0:09.54 1600-1400	0:24.75	1:33.24 (0:09.54)	1:23.69 [1] (0:10.67)	1:13.02 [1] (0:10.97)	1:02.05 [1] (0:11.46)	0:50.59 [1] (0:11.94)	0:38.65 [1] (0:12.35)	-3		
10	6	PEACEMAKER Margaret Collett	12	67.8 1200-1000	0:10.50 1600-1400	0:26.28	1:33.25 (0:10.50)	1:22.75 [11] (0:11.30)	1:11.45 [12] (0:10.78)	1:00.67 [11] (0:11.38)	0:49.29 [12] (0:11.81)	0:37.48 [12] (0:12.33)	+2		

Scratched: Qualis (#8), Rue Bungan (#14), Sirmaze (#15), Indian Mo (#16)

Report Created: Wed 14 February 2024 17:58:02 GMT+11 (Note: Timing is based on positional data)

- [] Position in running at each section and finish
- # Saddle cloth number
- :-:- No data available at this section
- █ Background shading for fastest section
- NA No data available



RACING SA

Gawler SA

Race 7: Gawler & Barossa Self Storage Rating 0 - 58 Handicap - 1516m

14 February 2024 - 5:11PM



Track Rating: Good 4, Weather: Fine, Rail Position: +7m 800m-400m, +5m Remainder

Section	Overall	L1400	L1200	L1000	L800	L600
Field Times	1:32.15 (0:09.54)	1:22.61 (0:10.67)	1:11.94 (0:10.98)	1:00.96 (0:11.46)	0:49.50 (0:11.94)	0:37.56 (0:12.35)

Position	#	Horse/Jockey	Barrier	Top Speed [km/h]	Fastest Section	First 400m	Overall	L1400	L1200	L1000	L800	L600	Distance Travelled From Winner [m]
11	3	PRIVATE JET Alana Livesey	4	68.3 1400-1200	0:10.18 1600-1400	0:25.39	1:33.29 (0:10.18)	1:23.11 [8] (0:10.68)	1:12.43 [7] (0:10.93)	1:01.50 [6] (0:11.32)	0:50.18 [5] (0:11.91)	0:38.27 [5] (0:12.28)	-2
12	11	MAINBAR Wesley Cave	16	69.3 1400-1200	0:09.80 1600-1400	0:24.95	1:38.20 (0:09.80)	1:28.40 [4] (0:10.66)	1:17.74 [3] (0:10.97)	1:06.77 [3] (0:11.51)	0:55.26 [3] (0:12.17)	0:43.09 [7] (0:12.87)	+8

Scratched: Qualis (#8), Rue Bungan (#14), Sirmaze (#15), Indian Mo (#16)

- [] Position in running at each section and finish
- # Saddle cloth number
- :-:- No data available at this section
- Background shading for fastest section
- NA No data available



RACING SA

Gawler SA

Race 7: Gawler & Barossa Self Storage Rating 0 - 58 Handicap - 1516m

14 February 2024 - 5:11PM



Track Rating: Good 4, Weather: Fine, Rail Position: +7m 800m-400m, +5m Remainder

Section

Field Times

L400

0:25.22

(0:12.47)

L200

0:12.74

(0:12.74)

Position	#	Horse/Jockey	Barrier	Top Speed [km/h]	Fastest Section	First 400m	L400	L200	Margin	Distance Travelled From Winner [m]
1	12	PUISSANCE DUSOLEIL Jake Toeroek	11	66.9 1400-1200	0:10.09 1600-1400	0:25.77	0:24.77 [7] (0:12.09)	0:12.68 [3] (0:12.68)	1:32.15	
2	2	MAVETTE Todd Pannell	6	67.8 1400-1200	0:09.78 1600-1400	0:25.16	0:25.13 [3] (0:12.26)	0:12.87 [1] (0:12.87)	0.7L	+4
3	4	SHALAGA Jacob Opperman	14	69.0 1200-1000	0:10.54 1600-1400	0:26.07	0:25.21 [5] (0:12.17)	0:13.04 [2] (0:13.04)	2.1L	+8
4	5	CHELSEA CUBE Jason Holder	1	67.4 1400-1200	0:09.86 1600-1400	0:25.27	0:25.40 [4] (0:12.63)	0:12.77 [7] (0:12.77)	2.6L	-6
5	7	WICKED ADDICTION Justin Potter	10	67.3 1400-1200	0:09.90 1600-1400	0:25.49	0:25.10 [8] (0:12.33)	0:12.77 [9] (0:12.77)	2.9L	+4
6	10	GOGOLF GURU Sophie Logan	13	66.8 1200-1000	0:10.25 1600-1400	0:26.27	0:25.12 [9] (0:12.17)	0:12.95 [6] (0:12.95)	3.5L	+6
7	9	CRIMSON VINE Kayla Crowther	9	67.4 1200-1000	0:10.28 1600-1400	0:26.19	0:25.04 [12] (0:12.67)	0:12.37 [11] (0:12.37)	6.4L	-1
8	1	BONSA BIG BOY Sairyn Fawke	15	68.9 1400-1200	0:09.62 1600-1400	0:24.78	0:26.21 [2] (0:12.63)	0:13.58 [5] (0:13.57)	6.4L	+3
9	13	BIG SHAQ Nichola Yuen	2	68.9 1400-1200	0:09.54 1600-1400	0:24.75	0:26.30 [1] (0:12.69)	0:13.61 [4] (0:13.61)	6.6L	-3
10	6	PEACEMAKER Margaret Collett	12	67.8 1200-1000	0:10.50 1600-1400	0:26.28	0:25.15 [11] (0:12.48)	0:12.67 [10] (0:12.67)	6.7L	+2

Scratched: Qualis (#8), Rue Bungan (#14), Sirmaze (#15), Indian Mo (#16)



RACING SA

Gawler SA

Race 7: Gawler & Barossa Self Storage Rating 0 - 58 Handicap - 1516m

14 February 2024 - 5:11PM



Track Rating: Good 4, Weather: Fine, Rail Position: +7m 800m-400m, +5m Remainder

Section

Field Times

L400 0:25.22 (0:12.47)
L200 0:12.74 (0:12.74)

Position	#	Horse/Jockey	Barrier	Top Speed [km/h]	Fastest Section	First 400m	Margin		Distance Travelled From Winner [m]
11	3	PRIVATE JET Alana Livesey	4	68.3 1400-1200	0:10.18 1600-1400	0:25.39	0:25.99 [6] (0:12.52)	0:13.47 [8] (0:13.47)	6.9L -2
12	11	MAINBAR Wesley Cave	16	69.3 1400-1200	0:09.80 1600-1400	0:24.95	0:30.22 [10] (0:14.01)	0:16.21 [12] (0:16.21)	36.6L +8

Scratched: Qualis (#8), Rue Bungan (#14), Sirmaze (#15), Indian Mo (#16)

- [] Position in running at each section and finish
- # Saddle cloth number
- :--:-- No data available at this section
- Background shading for fastest section
- NA No data available

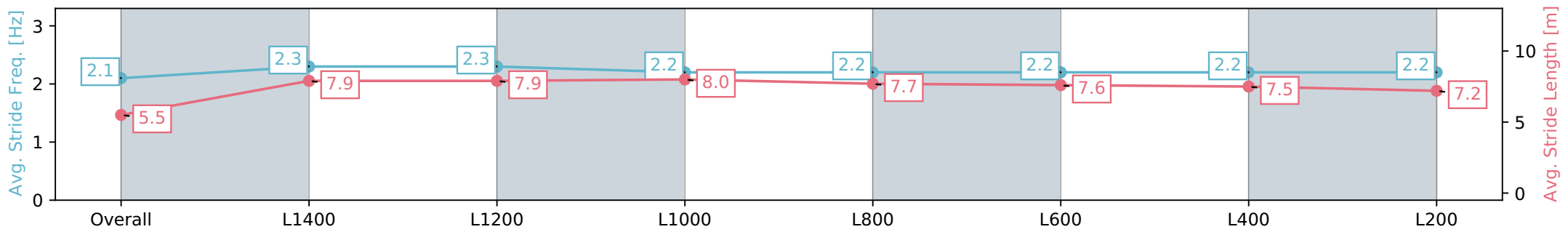
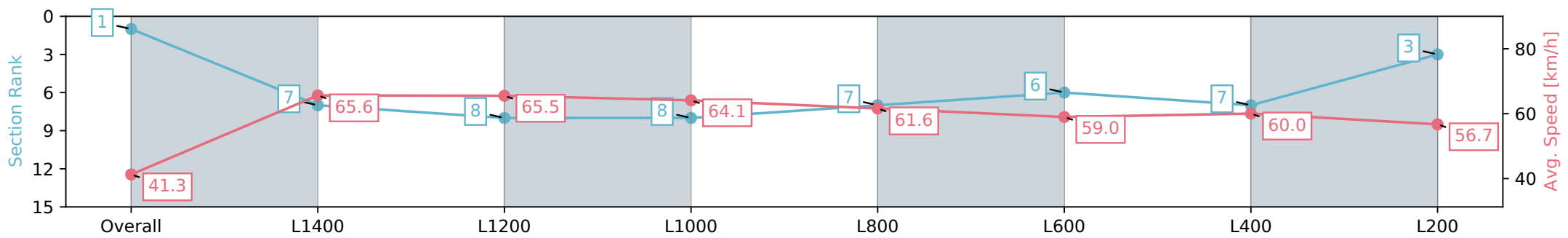
Horse/Jockey Name	PUISSANCE DUSOLEIL
Finish Rank	1
Fastest Section Time (Section)	0:10.09 (Overall)
Top Speed [km/h] (Section)	66.9 (L1400)
Race State	Finished



Gawler SA - Professional
Race 7: Gawler & Barossa Self Storage Rating 0 - 58
Handicap - 1516m
 14 February 2024 - 5:11PM
 Track Rating: Good 4, Weather: Fine, Rail Position: +7m
 800m-400m, +5m Remainder



Section	Overall	L1400	L1200	L1000	L800	L600	L400	L200
Section Times	1:32.15 [1] (0:10.09)	1:22.06 [7] (0:11.06)	1:11.00 [8] (0:10.97)	1:00.03 [8] (0:11.25)	0:48.78 [7] (0:11.71)	0:37.07 [6] (0:12.30)	0:24.77 [7] (0:12.09)	0:12.68 [3] (0:12.68)
Average Speed [km/h]	41.3	65.6	65.5	64.1	61.6	59.0	60.0	56.7
Top Speed [km/h]	62.1	66.9	66.1	65.3	62.5	61.3	61.1	59.4
Avg. Dist. to Rail [m]	6.2	2.3	0.6	0.7	0.5	1.9	2.9	1.1
Avg. Stride Freq. [Hz]	2.1	2.3	2.3	2.2	2.2	2.2	2.2	2.2
Avg. Stride Length [m]	5.5	7.9	7.9	8.0	7.7	7.6	7.5	7.2



Report Created: Wed 14 February 2024 17:58:06 GMT+11 (Note: Timing is based on positional data)

- [] Ranking at each section and finish
- :-:- No data available at this section
- NA No data available

Horse/Jockey Name	MAVETTE
Finish Rank	2
Fastest Section Time (Section)	0:09.78 (Overall)
Top Speed [km/h] (Section)	67.8 (L1400)
Race State	Finished



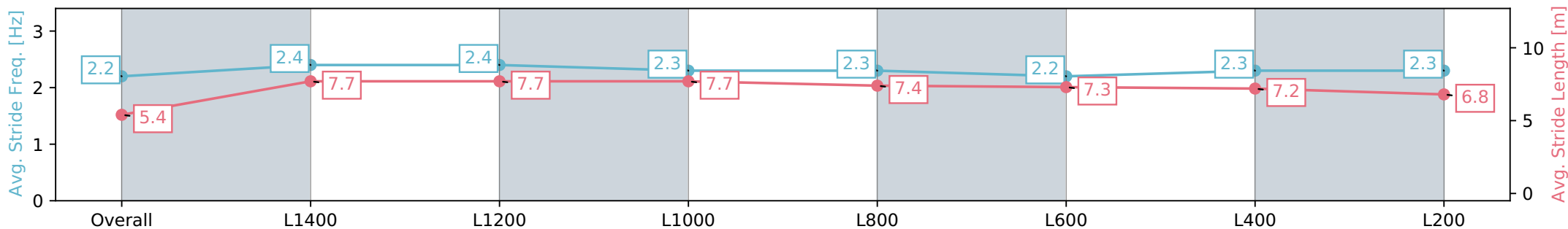
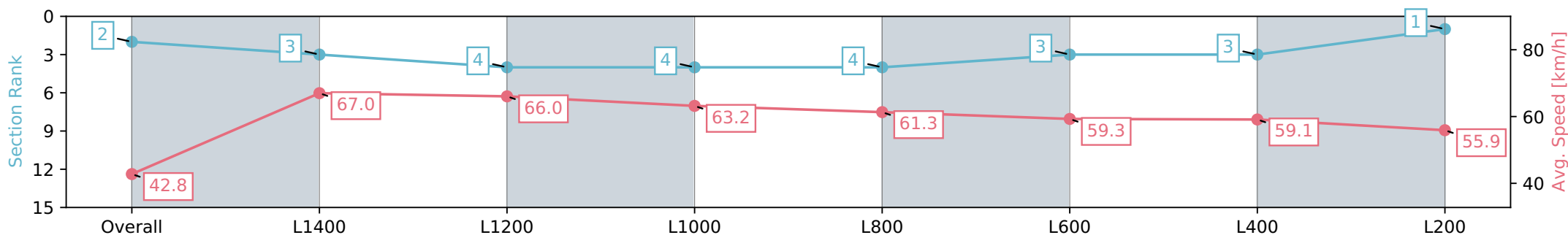
Gawler SA - Professional
 Race 7: Gawler & Barossa Self Storage Rating 0 - 58
 Handicap - 1516m



14 February 2024 - 5:11PM

Track Rating: Good 4, Weather: Fine, Rail Position: +7m
 800m-400m, +5m Remainder

Section	Overall	L1400	L1200	L1000	L800	L600	L400	L200
Section Times	1:32.27 [2] (0:09.78)	1:22.49 [3] (0:10.83)	1:11.66 [4] (0:10.91)	1:00.75 [4] (0:11.43)	0:49.32 [4] (0:11.89)	0:37.43 [3] (0:12.30)	0:25.13 [3] (0:12.26)	0:12.87 [1] (0:12.87)
Average Speed [km/h]	42.8	67.0	66.0	63.2	61.3	59.3	59.1	55.9
Top Speed [km/h]	63.7	67.8	67.8	65.4	61.7	60.6	60.4	57.6
Avg. Dist. to Rail [m]	4.8	2.6	1.6	1.5	2.0	2.8	3.7	3.0
Avg. Stride Freq. [Hz]	2.2	2.4	2.4	2.3	2.3	2.2	2.3	2.3
Avg. Stride Length [m]	5.4	7.7	7.7	7.7	7.4	7.3	7.2	6.8



Report Created: Wed 14 February 2024 17:58:09 GMT+11 (Note: Timing is based on positional data)

- [] Ranking at each section and finish
- :-:- No data available at this section
- NA No data available

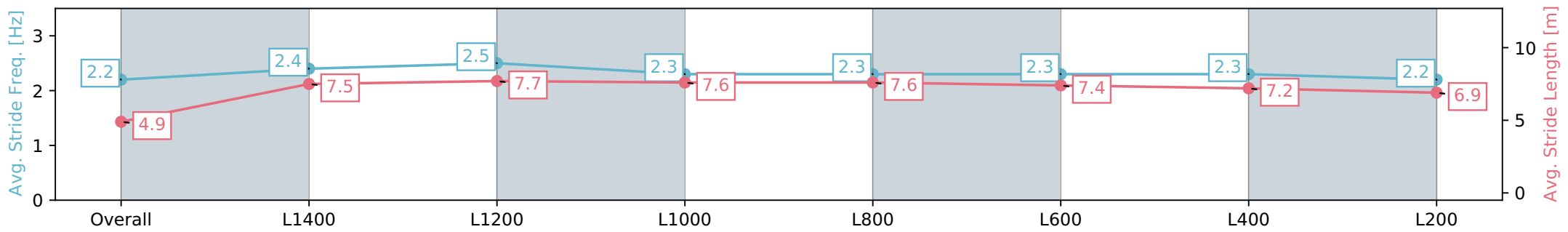
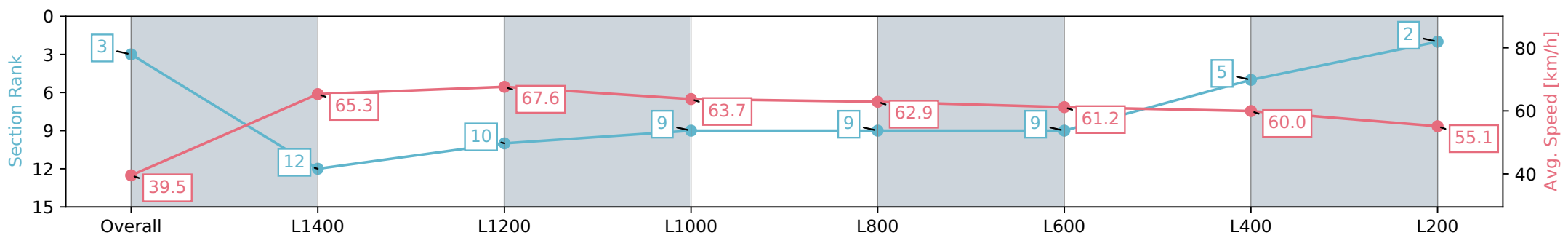
Horse/Jockey Name	SHALAGA
Finish Rank	3
Fastest Section Time (Section)	0:10.54 (Overall)
Top Speed [km/h] (Section)	69.0 (L1200)
Race State	Finished



Gawler SA - Professional
 Race 7: Gawler & Barossa Self Storage Rating 0 - 58
 Handicap - 1516m
 14 February 2024 - 5:11PM
 Track Rating: Good 4, Weather: Fine, Rail Position: +7m
 800m-400m, +5m Remainder



Section	Overall	L1400	L1200	L1000	L800	L600	L400	L200
Section Times	1:32.50 [3] (0:10.54)	1:21.96 [12] (0:11.13)	1:10.83 [10] (0:10.66)	1:00.17 [9] (0:11.34)	0:48.83 [9] (0:11.67)	0:37.16 [9] (0:11.95)	0:25.21 [5] (0:12.17)	0:13.04 [2] (0:13.04)
Average Speed [km/h]	39.5	65.3	67.6	63.7	62.9	61.2	60.0	55.1
Top Speed [km/h]	61.5	68.9	69.0	65.6	63.6	61.7	61.1	58.1
Avg. Dist. to Rail [m]	7.9	3.4	2.7	2.2	2.8	4.4	5.2	4.9
Avg. Stride Freq. [Hz]	2.2	2.4	2.5	2.3	2.3	2.3	2.3	2.2
Avg. Stride Length [m]	4.9	7.5	7.7	7.6	7.6	7.4	7.2	6.9



Report Created: Wed 14 February 2024 17:58:12 GMT+11 (Note: Timing is based on positional data)

- [] Ranking at each section and finish
- :-:- No data available at this section
- NA No data available

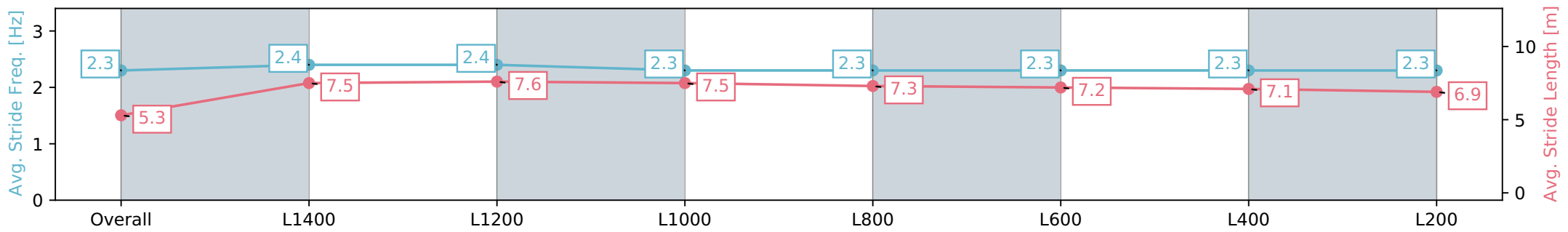
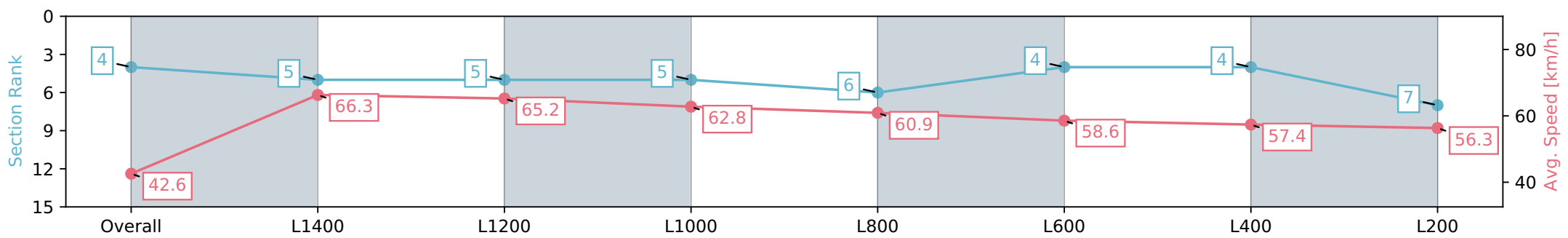
Horse/Jockey Name	CHELSEA CUBE
Finish Rank	4
Fastest Section Time (Section)	0:09.86 (Overall)
Top Speed [km/h] (Section)	67.4 (L1400)
Race State	Finished



Gawler SA - Professional
 Race 7: Gawler & Barossa Self Storage Rating 0 - 58
 Handicap - 1516m
 14 February 2024 - 5:11PM
 Track Rating: Good 4, Weather: Fine, Rail Position: +7m
 800m-400m, +5m Remainder



Section	Overall	L1400	L1200	L1000	L800	L600	L400	L200
Section Times	1:32.57 [4] (0:09.86)	1:22.71 [5] (0:10.86)	1:11.85 [5] (0:11.04)	1:00.81 [5] (0:11.41)	0:49.40 [6] (0:11.77)	0:37.63 [4] (0:12.23)	0:25.40 [4] (0:12.63)	0:12.77 [7] (0:12.77)
Average Speed [km/h]	42.6	66.3	65.2	62.8	60.9	58.6	57.4	56.3
Top Speed [km/h]	63.5	67.4	67.1	64.6	62.3	59.6	58.3	57.5
Avg. Dist. to Rail [m]	2.2	0.4	0.5	0.3	1.3	0.9	2.0	2.6
Avg. Stride Freq. [Hz]	2.3	2.4	2.4	2.3	2.3	2.3	2.3	2.3
Avg. Stride Length [m]	5.3	7.5	7.6	7.5	7.3	7.2	7.1	6.9



Report Created: Wed 14 February 2024 17:58:16 GMT+11 (Note: Timing is based on positional data)

- [] Ranking at each section and finish
- :-:- No data available at this section
- NA No data available

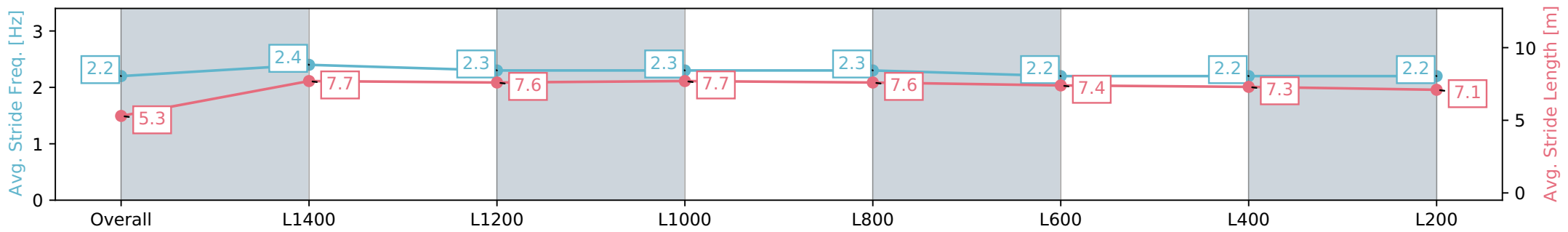
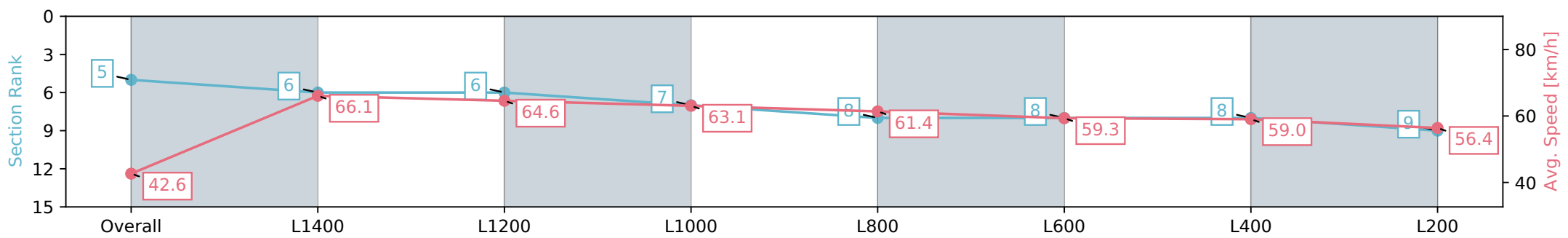
Horse/Jockey Name	WICKED ADDICTION
Finish Rank	5
Fastest Section Time (Section)	0:09.90 (Overall)
Top Speed [km/h] (Section)	67.3 (L1400)
Race State	Finished



Gawler SA - Professional
 Race 7: Gawler & Barossa Self Storage Rating 0 - 58
 Handicap - 1516m
 14 February 2024 - 5:11PM
 Track Rating: Good 4, Weather: Fine, Rail Position: +7m
 800m-400m, +5m Remainder



Section	Overall	L1400	L1200	L1000	L800	L600	L400	L200
Section Times	1:32.63 [5] (0:09.90)	1:22.73 [6] (0:10.95)	1:11.78 [6] (0:11.13)	1:00.65 [7] (0:11.49)	0:49.16 [8] (0:11.82)	0:37.34 [8] (0:12.24)	0:25.10 [8] (0:12.33)	0:12.77 [9] (0:12.77)
Average Speed [km/h]	42.6	66.1	64.6	63.1	61.4	59.3	59.0	56.4
Top Speed [km/h]	61.9	67.3	66.2	64.0	62.6	60.6	59.3	58.4
Avg. Dist. to Rail [m]	5.3	2.2	2.2	1.5	1.7	1.9	4.8	5.2
Avg. Stride Freq. [Hz]	2.2	2.4	2.3	2.3	2.3	2.2	2.2	2.2
Avg. Stride Length [m]	5.3	7.7	7.6	7.7	7.6	7.4	7.3	7.1



Report Created: Wed 14 February 2024 17:58:20 GMT+11 (Note: Timing is based on positional data)

- [] Ranking at each section and finish
- :-:- No data available at this section
- NA No data available

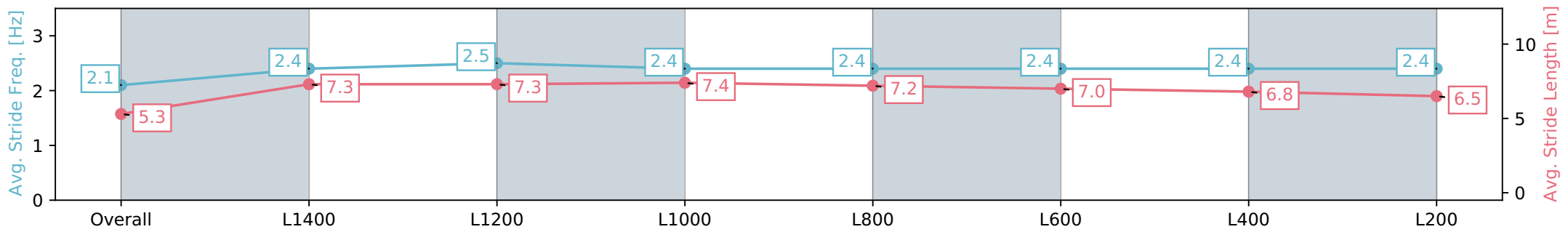
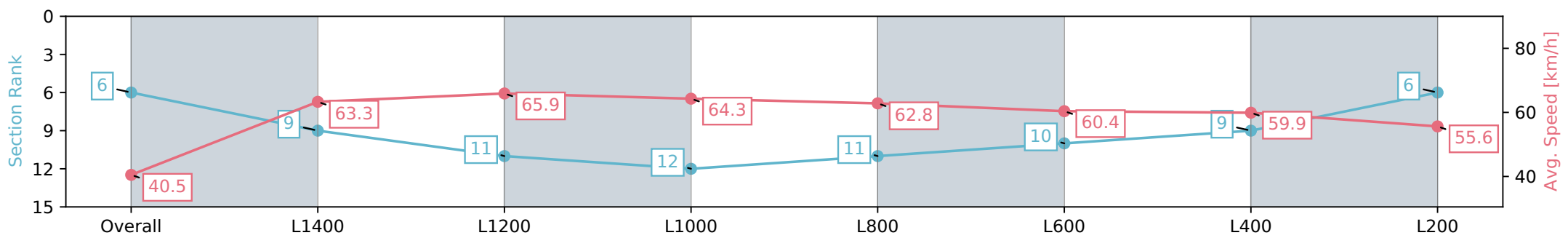
Horse/Jockey Name	GOGOLF GURU
Finish Rank	6
Fastest Section Time (Section)	0:10.25 (Overall)
Top Speed [km/h] (Section)	66.8 (L1200)
Race State	Finished



Gawler SA - Professional
Race 7: Gawler & Barossa Self Storage Rating 0 - 58
Handicap - 1516m
 14 February 2024 - 5:11PM
 Track Rating: Good 4, Weather: Fine, Rail Position: +7m
 800m-400m, +5m Remainder



Section	Overall	L1400	L1200	L1000	L800	L600	L400	L200
Section Times	1:32.73 [6] (0:10.25)	1:22.48 [9] (0:11.46)	1:11.02 [11] (0:10.90)	1:00.12 [12] (0:11.30)	0:48.82 [11] (0:11.61)	0:37.21 [10] (0:12.09)	0:25.12 [9] (0:12.17)	0:12.95 [6] (0:12.95)
Average Speed [km/h]	40.5	63.3	65.9	64.3	62.8	60.4	59.9	55.6
Top Speed [km/h]	59.5	66.1	66.8	65.6	63.3	62.0	61.2	58.6
Avg. Dist. to Rail [m]	7.6	2.5	1.8	1.7	2.3	3.8	5.1	5.6
Avg. Stride Freq. [Hz]	2.1	2.4	2.5	2.4	2.4	2.4	2.4	2.4
Avg. Stride Length [m]	5.3	7.3	7.3	7.4	7.2	7.0	6.8	6.5



Report Created: Wed 14 February 2024 17:58:23 GMT+11 (Note: Timing is based on positional data)

- [] Ranking at each section and finish
- :-:- No data available at this section
- NA No data available

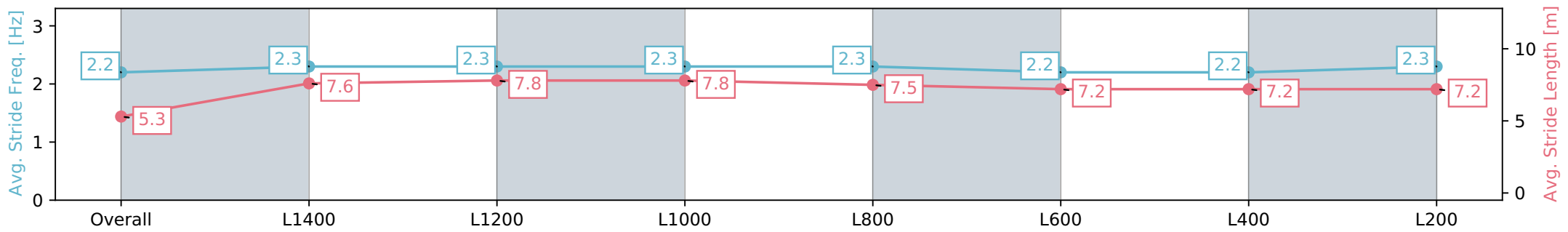
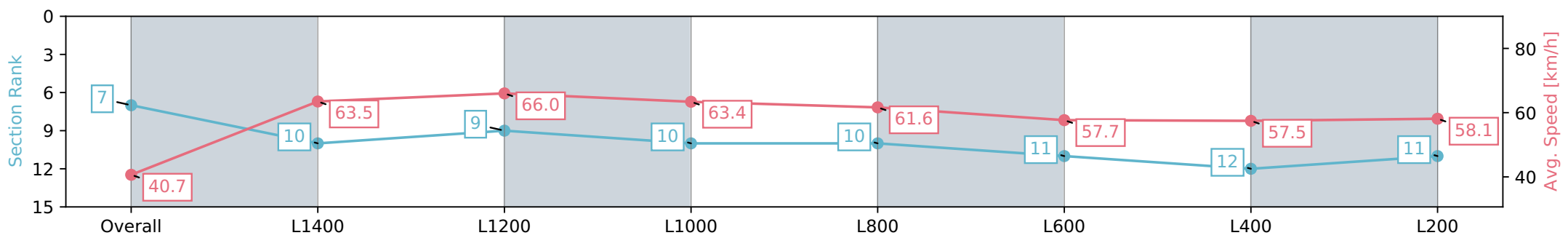
Horse/Jockey Name	CRIMSON VINE
Finish Rank	7
Fastest Section Time (Section)	0:10.28 (Overall)
Top Speed [km/h] (Section)	67.4 (L1200)
Race State	Finished



Gawler SA - Professional
 Race 7: Gawler & Barossa Self Storage Rating 0 - 58
 Handicap - 1516m
 14 February 2024 - 5:11PM
 Track Rating: Good 4, Weather: Fine, Rail Position: +7m
 800m-400m, +5m Remainder



Section	Overall	L1400	L1200	L1000	L800	L600	L400	L200
Section Times	1:33.19 [7] (0:10.28)	1:22.91 [10] (0:11.35)	1:11.56 [9] (0:10.91)	1:00.65 [10] (0:11.36)	0:49.29 [10] (0:11.64)	0:37.65 [11] (0:12.61)	0:25.04 [12] (0:12.67)	0:12.37 [11] (0:12.37)
Average Speed [km/h]	40.7	63.5	66.0	63.4	61.6	57.7	57.5	58.1
Top Speed [km/h]	62.5	65.9	67.4	65.4	62.4	61.2	59.1	59.0
Avg. Dist. to Rail [m]	4.0	0.9	0.5	0.4	0.8	2.5	6.4	7.2
Avg. Stride Freq. [Hz]	2.2	2.3	2.3	2.3	2.3	2.2	2.2	2.3
Avg. Stride Length [m]	5.3	7.6	7.8	7.8	7.5	7.2	7.2	7.2



Report Created: Wed 14 February 2024 17:58:26 GMT+11 (Note: Timing is based on positional data)

- [] Ranking at each section and finish
- :-:- No data available at this section
- NA No data available

Horse/Jockey Name	BONSA BIG BOY
Finish Rank	8
Fastest Section Time (Section)	0:09.62 (Overall)
Top Speed [km/h] (Section)	68.9 (L1400)
Race State	Finished



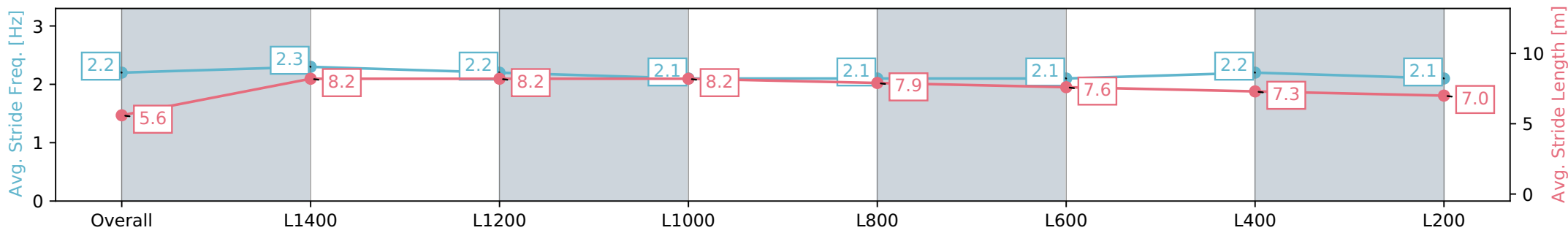
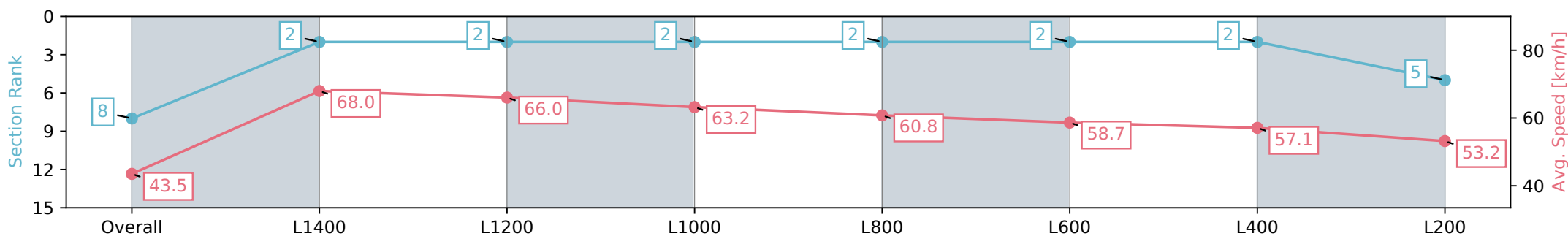
Gawler SA - Professional
Race 7: Gawler & Barossa Self Storage Rating 0 - 58
Handicap - 1516m



14 February 2024 - 5:11PM

Track Rating: Good 4, Weather: Fine, Rail Position: +7m
800m-400m, +5m Remainder

Section	Overall	L1400	L1200	L1000	L800	L600	L400	L200
Section Times	1:33.21 [8] (0:09.62)	1:23.59 [2] (0:10.66)	1:12.93 [2] (0:10.93)	1:02.00 [2] (0:11.45)	0:50.55 [2] (0:11.95)	0:38.60 [2] (0:12.39)	0:26.21 [2] (0:12.63)	0:13.58 [5] (0:13.57)
Average Speed [km/h]	43.5	68.0	66.0	63.2	60.8	58.7	57.1	53.2
Top Speed [km/h]	66.8	68.9	67.9	64.5	61.7	60.0	58.1	55.3
Avg. Dist. to Rail [m]	9.5	4.0	1.3	1.5	1.7	2.0	2.0	1.1
Avg. Stride Freq. [Hz]	2.2	2.3	2.2	2.1	2.1	2.1	2.2	2.1
Avg. Stride Length [m]	5.6	8.2	8.2	8.2	7.9	7.6	7.3	7.0



Report Created: Wed 14 February 2024 17:58:30 GMT+11 (Note: Timing is based on positional data)

- [] Ranking at each section and finish
- :-:- No data available at this section
- NA No data available

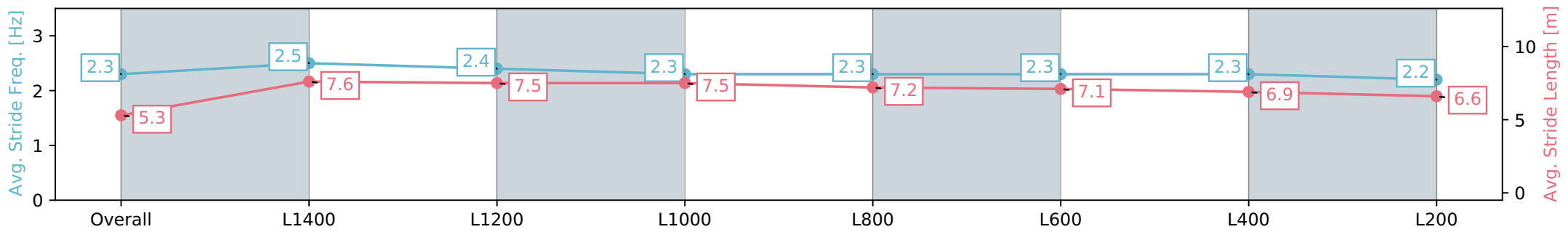
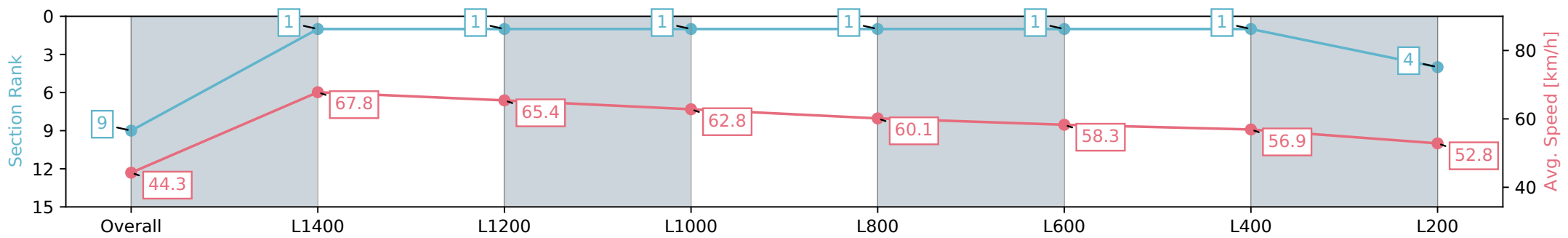
Horse/Jockey Name	BIG SHAQ
Finish Rank	9
Fastest Section Time (Section)	0:09.54 (Overall)
Top Speed [km/h] (Section)	68.9 (L1400)
Race State	Finished



Gawler SA - Professional
 Race 7: Gawler & Barossa Self Storage Rating 0 - 58
 Handicap - 1516m
 14 February 2024 - 5:11PM
 Track Rating: Good 4, Weather: Fine, Rail Position: +7m
 800m-400m, +5m Remainder



Section	Overall	L1400	L1200	L1000	L800	L600	L400	L200
Section Times	1:33.23 [9] (0:09.54)	1:23.69 [1] (0:10.67)	1:13.02 [1] (0:10.97)	1:02.05 [1] (0:11.46)	0:50.59 [1] (0:11.94)	0:38.65 [1] (0:12.35)	0:26.30 [1] (0:12.69)	0:13.61 [4] (0:13.61)
Average Speed [km/h]	44.3	67.8	65.4	62.8	60.1	58.3	56.9	52.8
Top Speed [km/h]	65.0	68.9	68.3	64.4	61.7	59.4	57.4	55.6
Avg. Dist. to Rail [m]	3.1	1.0	0.2	0.2	0.7	0.9	0.8	0.4
Avg. Stride Freq. [Hz]	2.3	2.5	2.4	2.3	2.3	2.3	2.3	2.2
Avg. Stride Length [m]	5.3	7.6	7.5	7.5	7.2	7.1	6.9	6.6



Report Created: Wed 14 February 2024 17:58:34 GMT+11 (Note: Timing is based on positional data)

- [] Ranking at each section and finish
- :-:- No data available at this section
- NA No data available

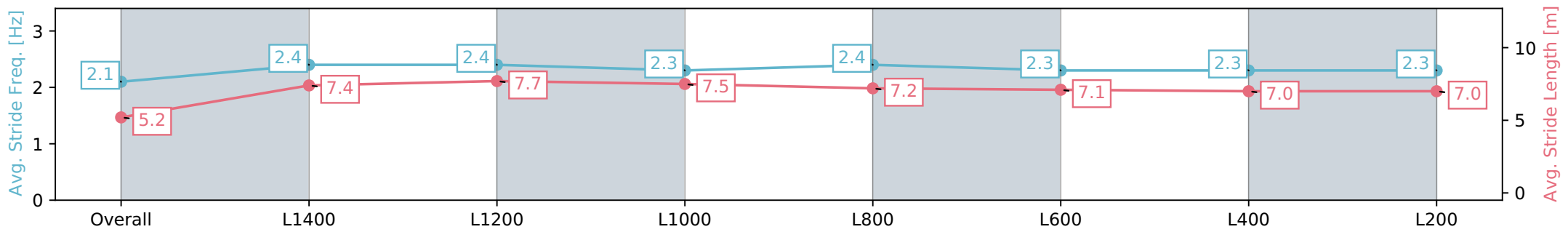
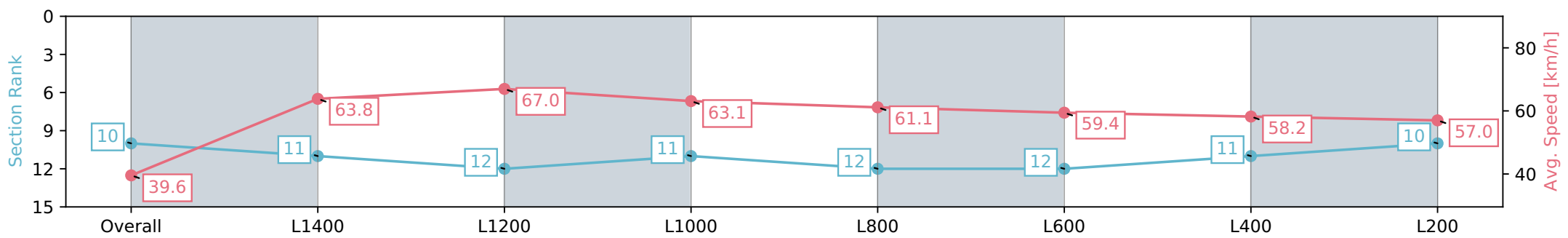
Horse/Jockey Name	PEACEMAKER
Finish Rank	10
Fastest Section Time (Section)	0:10.50 (Overall)
Top Speed [km/h] (Section)	67.8 (L1200)
Race State	Finished



Gawler SA - Professional
 Race 7: Gawler & Barossa Self Storage Rating 0 - 58
 Handicap - 1516m
 14 February 2024 - 5:11PM
 Track Rating: Good 4, Weather: Fine, Rail Position: +7m
 800m-400m, +5m Remainder



Section	Overall	L1400	L1200	L1000	L800	L600	L400	L200
Section Times	1:33.25 [10] (0:10.50)	1:22.75 [11] (0:11.30)	1:11.45 [12] (0:10.78)	1:00.67 [11] (0:11.38)	0:49.29 [12] (0:11.81)	0:37.48 [12] (0:12.33)	0:25.15 [11] (0:12.48)	0:12.67 [10] (0:12.67)
Average Speed [km/h]	39.6	63.8	67.0	63.1	61.1	59.4	58.2	57.0
Top Speed [km/h]	60.0	66.6	67.8	65.5	61.6	60.6	58.7	58.1
Avg. Dist. to Rail [m]	6.2	1.5	0.5	0.3	0.5	3.4	5.3	5.1
Avg. Stride Freq. [Hz]	2.1	2.4	2.4	2.3	2.4	2.3	2.3	2.3
Avg. Stride Length [m]	5.2	7.4	7.7	7.5	7.2	7.1	7.0	7.0



Report Created: Wed 14 February 2024 17:58:37 GMT+11 (Note: Timing is based on positional data)

- [] Ranking at each section and finish
- :-:- No data available at this section
- NA No data available

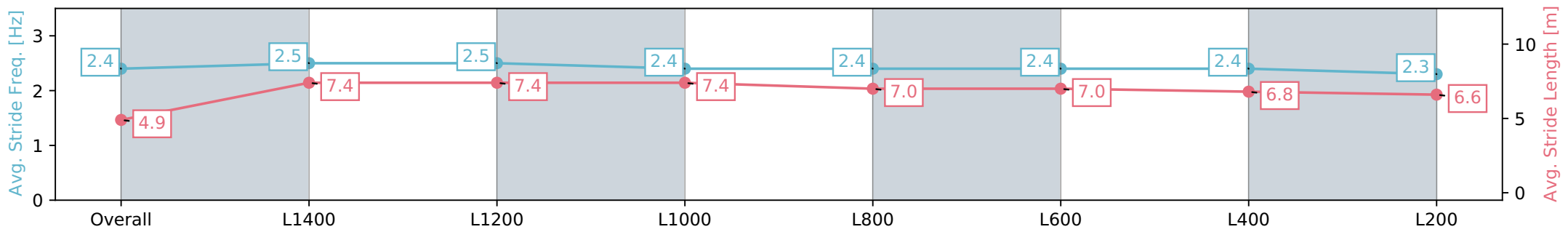
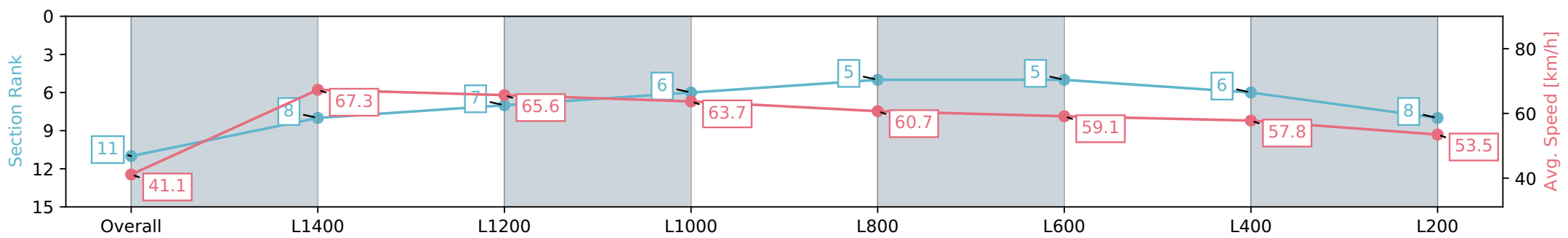
Horse/Jockey Name	PRIVATE JET
Finish Rank	11
Fastest Section Time (Section)	0:10.18 (Overall)
Top Speed [km/h] (Section)	68.3 (L1400)
Race State	Finished



Gawler SA - Professional
 Race 7: Gawler & Barossa Self Storage Rating 0 - 58
 Handicap - 1516m
 14 February 2024 - 5:11PM
 Track Rating: Good 4, Weather: Fine, Rail Position: +7m
 800m-400m, +5m Remainder



Section	Overall	L1400	L1200	L1000	L800	L600	L400	L200
Section Times	1:33.29 [11] (0:10.18)	1:23.11 [8] (0:10.68)	1:12.43 [7] (0:10.93)	1:01.50 [6] (0:11.32)	0:50.18 [5] (0:11.91)	0:38.27 [5] (0:12.28)	0:25.99 [6] (0:12.52)	0:13.47 [8] (0:13.47)
Average Speed [km/h]	41.1	67.3	65.6	63.7	60.7	59.1	57.8	53.5
Top Speed [km/h]	65.6	68.3	67.7	65.3	63.1	60.5	59.8	56.4
Avg. Dist. to Rail [m]	2.7	1.2	1.2	0.7	0.7	1.6	3.5	3.1
Avg. Stride Freq. [Hz]	2.4	2.5	2.5	2.4	2.4	2.4	2.4	2.3
Avg. Stride Length [m]	4.9	7.4	7.4	7.4	7.0	7.0	6.8	6.6



Report Created: Wed 14 February 2024 17:58:40 GMT+11 (Note: Timing is based on positional data)

- [] Ranking at each section and finish
- :-:- No data available at this section
- NA No data available

Horse/Jockey Name	MAINBAR
Finish Rank	12
Fastest Section Time (Section)	0:09.80 (Overall)
Top Speed [km/h] (Section)	69.3 (L1400)
Race State	Finished



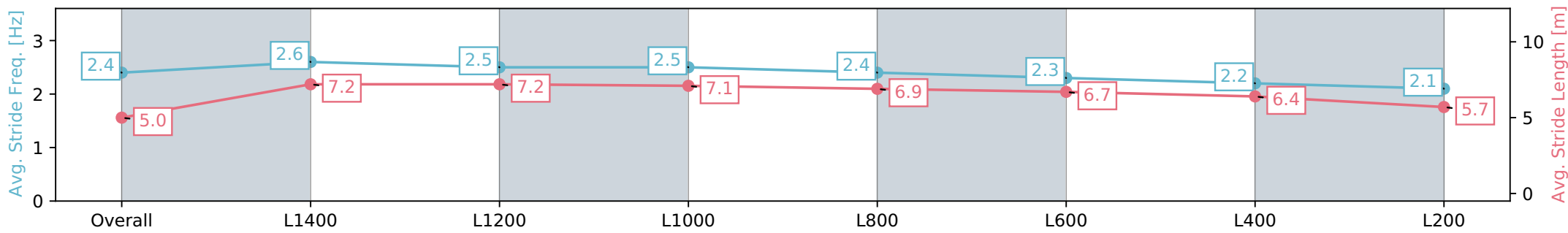
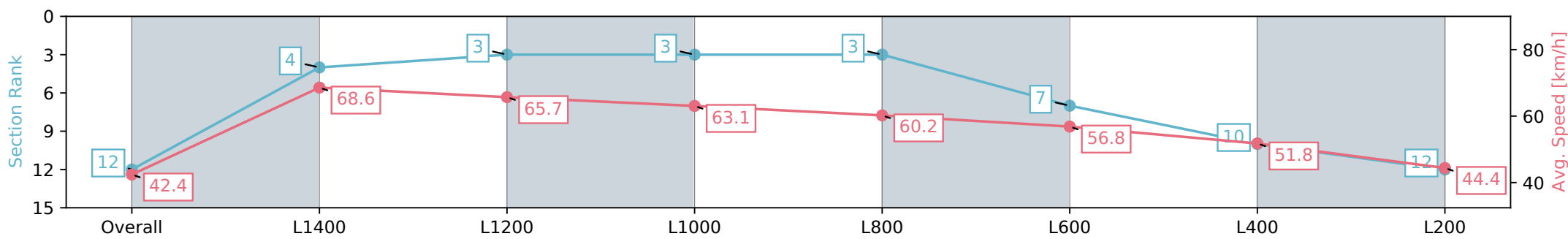
Gawler SA - Professional
 Race 7: Gawler & Barossa Self Storage Rating 0 - 58
 Handicap - 1516m



14 February 2024 - 5:11PM

Track Rating: Good 4, Weather: Fine, Rail Position: +7m
 800m-400m, +5m Remainder

Section	Overall	L1400	L1200	L1000	L800	L600	L400	L200
Section Times	1:38.20 [12] (0:09.80)	1:28.40 [4] (0:10.66)	1:17.74 [3] (0:10.97)	1:06.77 [3] (0:11.51)	0:55.26 [3] (0:12.17)	0:43.09 [7] (0:12.87)	0:30.22 [10] (0:14.01)	0:16.21 [12] (0:16.21)
Average Speed [km/h]	42.4	68.6	65.7	63.1	60.2	56.8	51.8	44.4
Top Speed [km/h]	65.5	69.3	68.1	64.0	61.8	58.9	54.5	48.1
Avg. Dist. to Rail [m]	11.5	5.9	2.5	2.5	3.2	3.2	3.2	2.3
Avg. Stride Freq. [Hz]	2.4	2.6	2.5	2.5	2.4	2.3	2.2	2.1
Avg. Stride Length [m]	5.0	7.2	7.2	7.1	6.9	6.7	6.4	5.7



Report Created: Wed 14 February 2024 17:58:44 GMT+11 (Note: Timing is based on positional data)

- [] Ranking at each section and finish
- :-:- No data available at this section
- NA No data available