



RACING SA

Gawler SA

Race 4: Adelaide Plains Bloodstock Benchmark 56 Handicap - 2121m

14 February 2024 - 3:25PM



Track Rating: Good 4, Weather: Fine, Rail Position: +7m 800m-400m, +5m Remainder

Section								Overall	L2000	L1800	L1600	L1400	L1200		
Field Times								2:13.76 (0:11.33)	2:02.43 (0:11.76)	1:50.67 (0:11.71)	1:38.96 (0:12.46)	1:26.50 (0:12.31)	1:14.19 (0:12.22)		
Position	#	Horse/Jockey	Barrier	Top Speed [km/h]	Fastest Section	First 400m								Distance Travelled From Winner [m]	
1	3	WOLF PRINCE Jason Holder	9	62.8 2000-1800	0:11.81 2000-1800	0:28.77	2:13.76 (0:11.99)	2:01.77 [8] (0:11.81)	1:49.96 [8] (0:12.40)	1:37.56 [8] (0:12.31)	1:25.25 [8] (0:12.38)	1:12.87 [8] (0:12.12)			
2	7	SESAR Alana Livesey	3	62.0 2000-1800	0:11.72 2200-2000	0:28.56	2:13.86 (0:11.72)	2:02.14 [7] (0:11.90)	1:50.24 [7] (0:12.38)	1:37.86 [7] (0:12.28)	1:25.58 [6] (0:12.28)	1:13.29 [6] (0:12.20)	-5		
3	9	MR COYNE Caitlin Tootell	6	62.7 2000-1800	0:11.40 2200-2000	0:27.89	2:14.12 (0:11.40)	2:02.72 [2] (0:11.70)	1:51.02 [2] (0:11.99)	1:39.03 [2] (0:12.26)	1:26.77 [2] (0:12.30)	1:14.47 [2] (0:12.25)	-7		
4	6	FOX D'OR Wesley Cave	2	62.5 2000-1800	0:11.57 2200-2000	0:28.24	2:14.20 (0:11.57)	2:02.62 [5] (0:11.79)	1:50.83 [4] (0:12.28)	1:38.54 [5] (0:12.43)	1:26.11 [5] (0:12.34)	1:13.77 [5] (0:12.11)	-4		
5	5	WARRANTYTE ROAD Dom Tourneur	8	62.6 2000-1800	0:11.52 2200-2000	0:27.98	2:14.68 (0:11.52)	2:03.16 [3] (0:11.66)	1:51.50 [3] (0:12.20)	1:39.30 [3] (0:12.45)	1:26.85 [3] (0:12.37)	1:14.48 [3] (0:12.28)	-3		
6	2	THE ICE CUTTER Rochelle Milnes	1	62.2 2000-1800	0:11.56 2200-2000	0:28.21	2:14.71 (0:11.56)	2:03.15 [4] (0:11.82)	1:51.33 [5] (0:12.12)	1:39.21 [4] (0:12.35)	1:26.86 [4] (0:12.36)	1:14.50 [4] (0:12.34)	-13		
7	8	ENRICO PALLAZZO Justin Potter	4	62.4 800-600	0:11.72 2200-2000	0:28.54	2:14.95 (0:11.72)	2:03.23 [6] (0:11.89)	1:51.34 [6] (0:12.36)	1:38.98 [6] (0:12.37)	1:26.61 [7] (0:12.38)	1:14.23 [7] (0:12.13)	+1		
8	1	SUPER VALENTINE Jacob Opperman	7	63.3 1800-1600	0:11.33 2200-2000	0:27.71	2:15.23 (0:11.33)	2:03.90 [1] (0:11.76)	1:52.14 [1] (0:11.71)	1:40.43 [1] (0:12.46)	1:27.97 [1] (0:12.31)	1:15.66 [1] (0:12.22)	-13		

Scratched: Charlesfort (#4)

- [] Position in running at each section and finish
- # Saddle cloth number
- :-:- No data available at this section
- █ Background shading for fastest section
- NA No data available



RACING SA

Gawler SA

Race 4: Adelaide Plains Bloodstock Benchmark 56 Handicap - 2121m

14 February 2024 - 3:25PM



Track Rating: Good 4, Weather: Fine, Rail Position: +7m 800m-400m, +5m Remainder

Section													
Field Times		L1000	L800	L600	L400	L200							
		1:01.97	0:49.68	0:37.23	0:24.77	0:12.37							
		(0:12.28)	(0:12.45)	(0:12.45)	(0:12.40)	(0:12.37)							
Position	#	Horse/Jockey	Barrier	Top Speed [km/h]	Fastest Section	First 400m	L1000	L800	L600	L400	L200	Margin	Distance Travelled From Winner [m]
1	3	WOLF PRINCE	9	62.8	0:11.81	0:28.77	1:00.75 [8]	0:48.75 [8]	0:36.64 [8]	0:24.32 [8]	0:12.14 [3]	2:13.76	2:13.76
		Jason Holder		2000-1800	2000-1800		(0:12.00)	(0:12.11)	(0:12.32)	(0:12.18)	(0:12.14)		
2	7	SESAR	3	62.0	0:11.72	0:28.56	1:01.09 [6]	0:48.96 [7]	0:36.78 [6]	0:24.44 [7]	0:12.23 [4]	0.6L	0.6L
		Alana Livesey		2000-1800	2200-2000		(0:12.13)	(0:12.18)	(0:12.34)	(0:12.21)	(0:12.23)		
3	9	MR COYNE	6	62.7	0:11.40	0:27.89	1:02.22 [2]	0:49.94 [2]	0:37.49 [2]	0:25.01 [3]	0:12.71 [2]	2.3L	2.3L
		Caitlin Tootell		2000-1800	2200-2000		(0:12.28)	(0:12.45)	(0:12.48)	(0:12.30)	(0:12.71)		
4	6	FOX D'OR	2	62.5	0:11.57	0:28.24	1:01.66 [4]	0:49.55 [3]	0:37.36 [3]	0:25.09 [2]	0:12.82 [1]	2.8L	2.8L
		Wesley Cave		2000-1800	2200-2000		(0:12.11)	(0:12.19)	(0:12.27)	(0:12.27)	(0:12.82)		
5	5	WARRANTYTE ROAD	8	62.6	0:11.52	0:27.98	1:02.19 [3]	0:50.02 [4]	0:37.73 [5]	0:25.31 [6]	0:12.80 [7]	5.9L	5.9L
		Dom Tourneur		2000-1800	2200-2000		(0:12.17)	(0:12.28)	(0:12.42)	(0:12.51)	(0:12.80)		
6	2	THE ICE CUTTER	1	62.2	0:11.56	0:28.21	1:02.16 [5]	0:49.97 [5]	0:37.62 [7]	0:25.41 [4]	0:12.86 [6]	6.0L	6.0L
		Rochelle Milnes		2000-1800	2200-2000		(0:12.19)	(0:12.35)	(0:12.21)	(0:12.55)	(0:12.86)		
7	8	ENRICO PALLAZZO	4	62.4	0:11.72	0:28.54	1:02.10 [7]	0:50.11 [6]	0:38.03 [4]	0:25.64 [5]	0:12.98 [8]	7.6L	7.6L
		Justin Potter		800-600	2200-2000		(0:11.99)	(0:12.08)	(0:12.39)	(0:12.66)	(0:12.98)		
8	1	SUPER VALENTINE	7	63.3	0:11.33	0:27.71	1:03.44 [1]	0:51.15 [1]	0:38.70 [1]	0:26.25 [1]	0:13.59 [5]	9.3L	9.3L
		Jacob Opperman		1800-1600	2200-2000		(0:12.28)	(0:12.45)	(0:12.45)	(0:12.66)	(0:13.59)		

Scratched: Charlesfort (#4)

- [] Position in running at each section and finish
- # Saddle cloth number
- :-:- No data available at this section
- █ Background shading for fastest section
- NA No data available

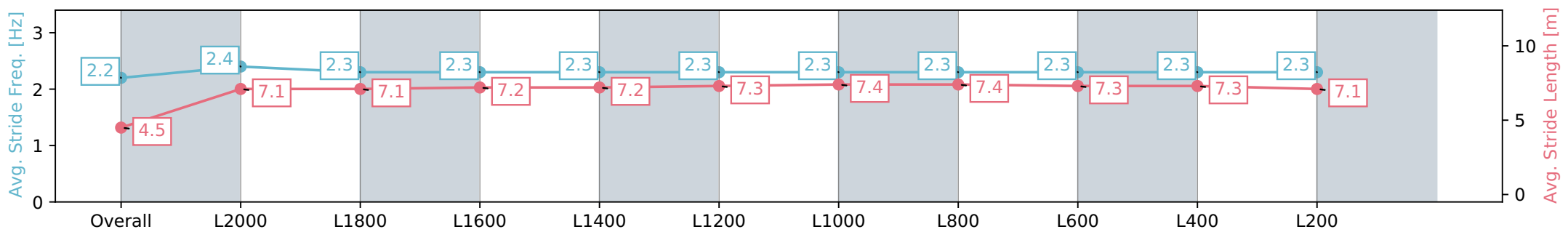
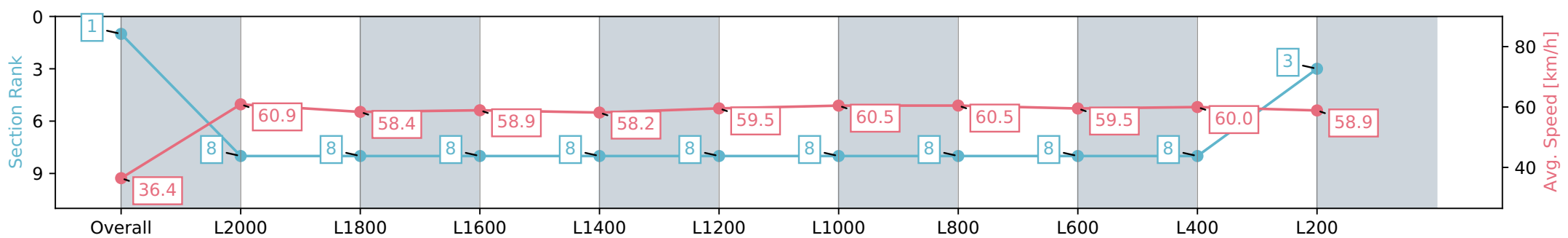
Horse/Jockey Name	WOLF PRINCE
Finish Rank	1
Fastest Section Time (Section)	0:11.81 (L2000)
Top Speed [km/h] (Section)	62.8 (L2000)
Race State	Finished



Gawler SA - Professional
 Race 4: Adelaide Plains Bloodstock Benchmark 56
 Handicap - 2121m
 14 February 2024 - 3:25PM
 Track Rating: Good 4, Weather: Fine, Rail Position: +7m
 800m-400m, +5m Remainder



Section	Overall	L2000	L1800	L1600	L1400	L1200	L1000	L800	L600	L400	L200
Section Times	2:13.76 [1] (0:11.99)	2:01.77 [8] (0:11.81)	1:49.96 [8] (0:12.40)	1:37.56 [8] (0:12.31)	1:25.25 [8] (0:12.38)	1:12.87 [8] (0:12.12)	1:00.75 [8] (0:12.00)	0:48.75 [8] (0:12.11)	0:36.64 [8] (0:12.32)	0:24.32 [8] (0:12.18)	0:12.14 [3] (0:12.14)
Average Speed [km/h]	36.4	60.9	58.4	58.9	58.2	59.5	60.5	60.5	59.5	60.0	58.9
Top Speed [km/h]	59.7	62.8	60.3	60.2	59.4	60.7	61.2	61.1	60.6	60.5	59.8
Avg. Dist. to Rail [m]	8.9	0.6	0.7	1.0	1.3	1.7	2.2	3.1	4.5	6.4	5.7
Avg. Stride Freq. [Hz]	2.2	2.4	2.3	2.3	2.3	2.3	2.3	2.3	2.3	2.3	2.3
Avg. Stride Length [m]	4.5	7.1	7.1	7.2	7.2	7.3	7.4	7.4	7.3	7.3	7.1



Report Created: Wed 14 February 2024 16:35:13 GMT+11 (Note: Timing is based on positional data)

- [] Ranking at each section and finish
- :-:- No data available at this section
- NA No data available

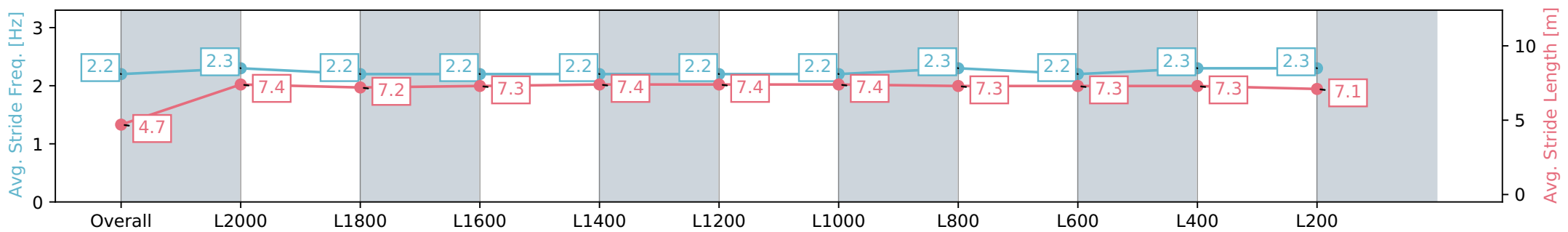
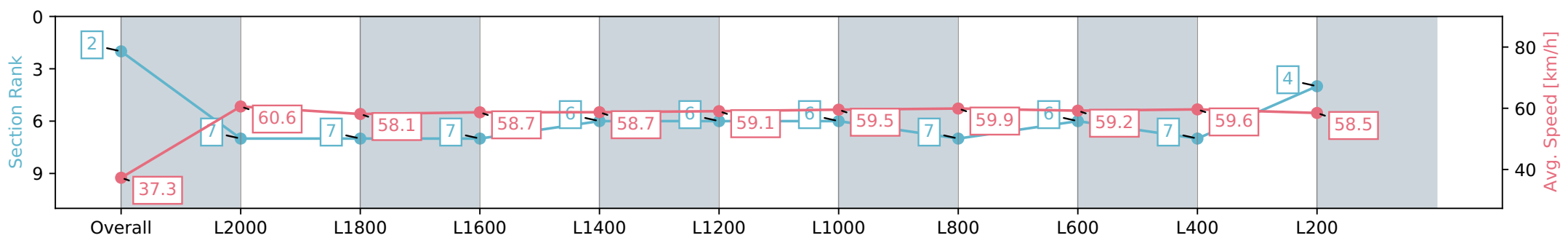
Horse/Jockey Name	SESAR
Finish Rank	2
Fastest Section Time (Section)	0:11.72 (Overall)
Top Speed [km/h] (Section)	62.0 (L2000)
Race State	Finished



Gawler SA - Professional
Race 4: Adelaide Plains Bloodstock Benchmark 56 Handicap - 2121m
 14 February 2024 - 3:25PM
 Track Rating: Good 4, Weather: Fine, Rail Position: +7m
 800m-400m, +5m Remainder



Section	Overall	L2000	L1800	L1600	L1400	L1200	L1000	L800	L600	L400	L200
Section Times	2:13.86 [2] (0:11.72)	2:02.14 [7] (0:11.90)	1:50.24 [7] (0:12.38)	1:37.86 [7] (0:12.28)	1:25.58 [6] (0:12.28)	1:13.29 [6] (0:12.20)	1:01.09 [6] (0:12.13)	0:48.96 [7] (0:12.18)	0:36.78 [6] (0:12.34)	0:24.44 [7] (0:12.21)	0:12.23 [4] (0:12.23)
Average Speed [km/h]	37.3	60.6	58.1	58.7	58.7	59.1	59.5	59.9	59.2	59.6	58.5
Top Speed [km/h]	59.4	62.0	59.9	59.5	59.3	59.5	60.2	60.9	60.4	60.3	59.9
Avg. Dist. to Rail [m]	8.2	2.0	0.4	0.3	0.9	1.1	1.6	2.1	3.4	5.4	4.4
Avg. Stride Freq. [Hz]	2.2	2.3	2.2	2.2	2.2	2.2	2.2	2.3	2.2	2.3	2.3
Avg. Stride Length [m]	4.7	7.4	7.2	7.3	7.4	7.4	7.4	7.3	7.3	7.3	7.1



Report Created: Wed 14 February 2024 16:35:17 GMT+11 (Note: Timing is based on positional data)

- [] Ranking at each section and finish
- :-:- No data available at this section
- NA No data available

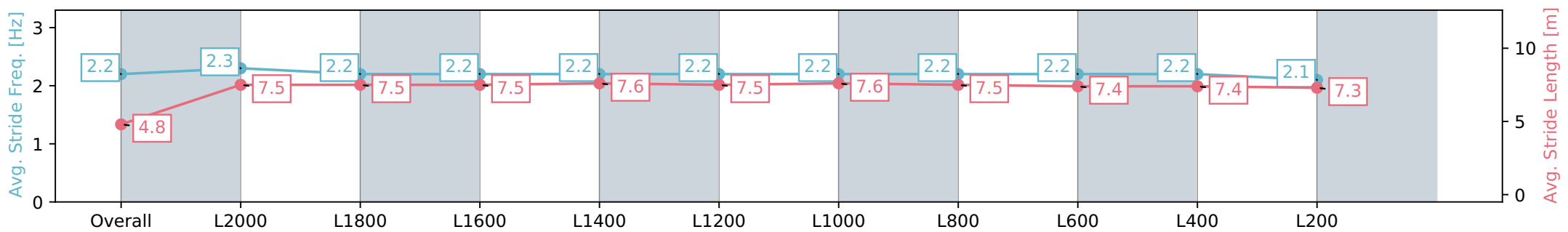
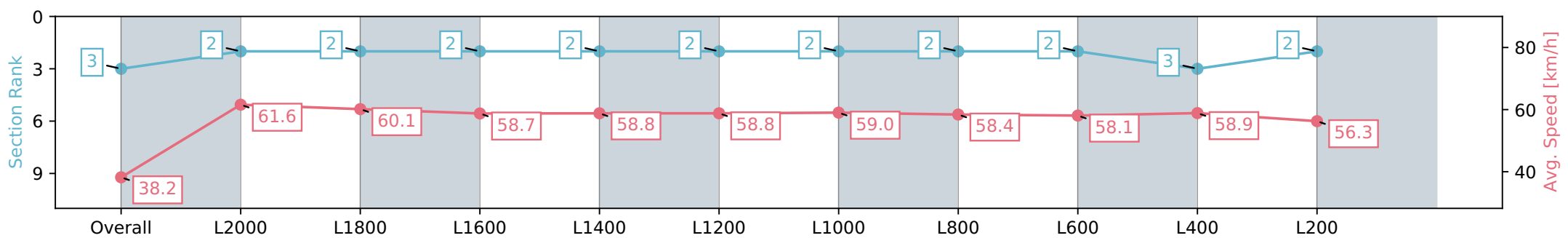
Horse/Jockey Name	MR COYNE
Finish Rank	3
Fastest Section Time (Section)	0:11.40 (Overall)
Top Speed [km/h] (Section)	62.7 (L2000)
Race State	Finished



Gawler SA - Professional
Race 4: Adelaide Plains Bloodstock Benchmark 56 Handicap - 2121m
 14 February 2024 - 3:25PM
 Track Rating: Good 4, Weather: Fine, Rail Position: +7m
 800m-400m, +5m Remainder



Section	Overall	L2000	L1800	L1600	L1400	L1200	L1000	L800	L600	L400	L200
Section Times	2:14.12 [3] (0:11.40)	2:02.72 [2] (0:11.70)	1:51.02 [2] (0:11.99)	1:39.03 [2] (0:12.26)	1:26.77 [2] (0:12.30)	1:14.47 [2] (0:12.25)	1:02.22 [2] (0:12.28)	0:49.94 [2] (0:12.45)	0:37.49 [2] (0:12.48)	0:25.01 [3] (0:12.30)	0:12.71 [2] (0:12.71)
Average Speed [km/h]	38.2	61.6	60.1	58.7	58.8	58.8	59.0	58.4	58.1	58.9	56.3
Top Speed [km/h]	61.5	62.7	61.1	61.2	59.6	59.5	59.1	59.2	59.1	59.6	58.1
Avg. Dist. to Rail [m]	8.6	1.4	0.4	0.5	1.7	1.5	1.5	1.7	2.1	2.1	1.0
Avg. Stride Freq. [Hz]	2.2	2.3	2.2	2.2	2.2	2.2	2.2	2.2	2.2	2.2	2.1
Avg. Stride Length [m]	4.8	7.5	7.5	7.5	7.6	7.5	7.6	7.5	7.4	7.4	7.3



[] Ranking at each section and finish
 -:-:- No data available at this section
 NA No data available

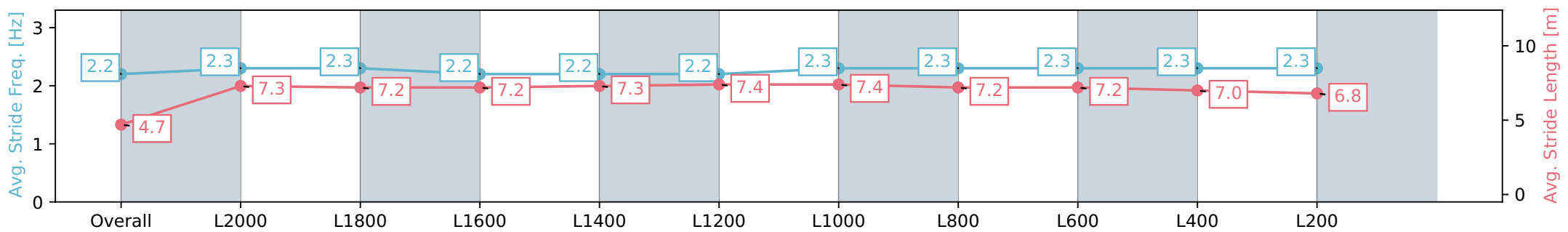
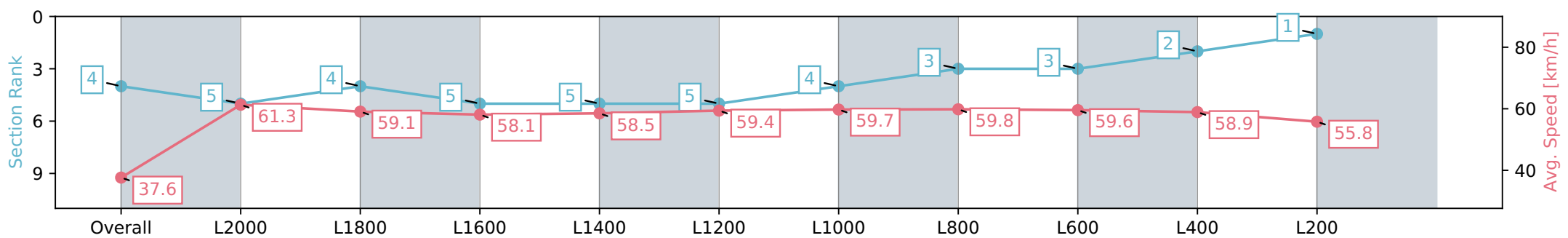
Horse/Jockey Name	FOX D'OR
Finish Rank	4
Fastest Section Time (Section)	0:11.57 (Overall)
Top Speed [km/h] (Section)	62.5 (L2000)
Race State	Finished



Gawler SA - Professional
Race 4: Adelaide Plains Bloodstock Benchmark 56
Handicap - 2121m
 14 February 2024 - 3:25PM
 Track Rating: Good 4, Weather: Fine, Rail Position: +7m
 800m-400m, +5m Remainder



Section	Overall	L2000	L1800	L1600	L1400	L1200	L1000	L800	L600	L400	L200
Section Times	2:14.20 [4] (0:11.57)	2:02.62 [5] (0:11.79)	1:50.83 [4] (0:12.28)	1:38.54 [5] (0:12.43)	1:26.11 [5] (0:12.34)	1:13.77 [5] (0:12.11)	1:01.66 [4] (0:12.11)	0:49.55 [3] (0:12.19)	0:37.36 [3] (0:12.27)	0:25.09 [2] (0:12.27)	0:12.82 [1] (0:12.82)
Average Speed [km/h]	37.6	61.3	59.1	58.1	58.5	59.4	59.7	59.8	59.6	58.9	55.8
Top Speed [km/h]	59.9	62.5	60.0	58.8	59.6	59.7	60.1	60.4	60.0	60.2	57.7
Avg. Dist. to Rail [m]	8.3	3.0	1.6	0.8	0.9	1.1	1.5	2.1	2.7	3.1	1.7
Avg. Stride Freq. [Hz]	2.2	2.3	2.3	2.2	2.2	2.2	2.3	2.3	2.3	2.3	2.3
Avg. Stride Length [m]	4.7	7.3	7.2	7.2	7.3	7.4	7.4	7.2	7.2	7.0	6.8



Report Created: Wed 14 February 2024 16:35:27 GMT+11 (Note: Timing is based on positional data)

- [] Ranking at each section and finish
- :-:- No data available at this section
- NA No data available

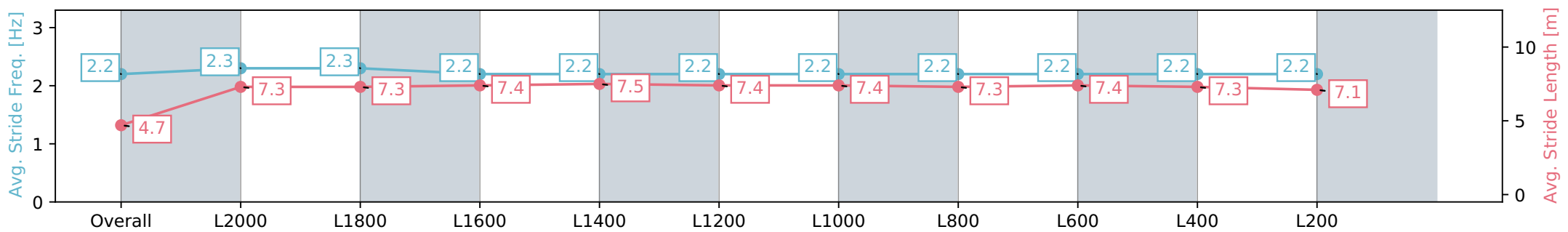
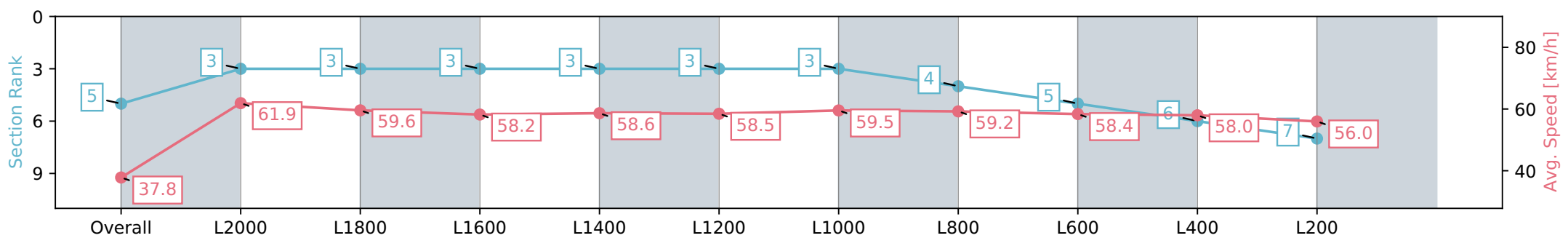
Horse/Jockey Name	WARRANDYTE ROAD
Finish Rank	5
Fastest Section Time (Section)	0:11.52 (Overall)
Top Speed [km/h] (Section)	62.6 (L2000)
Race State	Finished



Gawler SA - Professional
 Race 4: Adelaide Plains Bloodstock Benchmark 56
 Handicap - 2121m
 14 February 2024 - 3:25PM
 Track Rating: Good 4, Weather: Fine, Rail Position: +7m
 800m-400m, +5m Remainder



Section	Overall	L2000	L1800	L1600	L1400	L1200	L1000	L800	L600	L400	L200
Section Times	2:14.68 [5] (0:11.52)	2:03.16 [3] (0:11.66)	1:51.50 [3] (0:12.20)	1:39.30 [3] (0:12.45)	1:26.85 [3] (0:12.37)	1:14.48 [3] (0:12.28)	1:02.19 [3] (0:12.17)	0:50.02 [4] (0:12.28)	0:37.73 [5] (0:12.42)	0:25.31 [6] (0:12.51)	0:12.80 [7] (0:12.80)
Average Speed [km/h]	37.8	61.9	59.6	58.2	58.6	58.5	59.5	59.2	58.4	58.0	56.0
Top Speed [km/h]	61.4	62.6	60.6	59.0	59.2	59.2	59.8	59.4	58.9	58.6	56.8
Avg. Dist. to Rail [m]	10.3	3.9	1.7	1.5	2.0	1.7	1.7	1.6	2.3	3.3	4.0
Avg. Stride Freq. [Hz]	2.2	2.3	2.3	2.2	2.2	2.2	2.2	2.2	2.2	2.2	2.2
Avg. Stride Length [m]	4.7	7.3	7.3	7.4	7.5	7.4	7.4	7.3	7.4	7.3	7.1



Report Created: Wed 14 February 2024 16:35:32 GMT+11 (Note: Timing is based on positional data)

- [] Ranking at each section and finish
- :-:- No data available at this section
- NA No data available



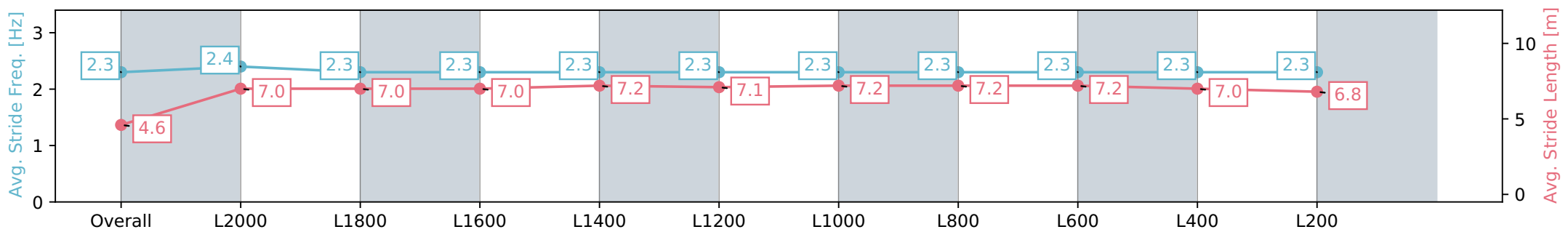
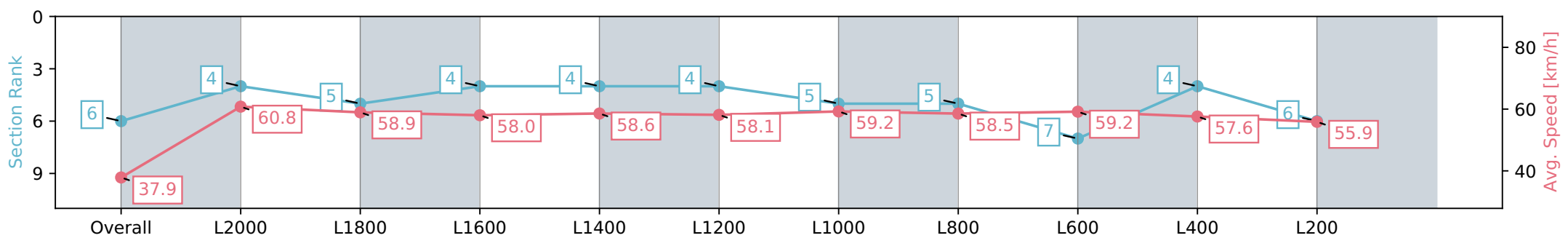
Horse/Jockey Name	THE ICE CUTTER
Finish Rank	6
Fastest Section Time (Section)	0:11.56 (Overall)
Top Speed [km/h] (Section)	62.2 (L2000)
Race State	Finished



Gawler SA - Professional
 Race 4: Adelaide Plains Bloodstock Benchmark 56
 Handicap - 2121m
 14 February 2024 - 3:25PM
 Track Rating: Good 4, Weather: Fine, Rail Position: +7m
 800m-400m, +5m Remainder



Section	Overall	L2000	L1800	L1600	L1400	L1200	L1000	L800	L600	L400	L200
Section Times	2:14.71 [6] (0:11.56)	2:03.15 [4] (0:11.82)	1:51.33 [5] (0:12.12)	1:39.21 [4] (0:12.35)	1:26.86 [4] (0:12.36)	1:14.50 [4] (0:12.34)	1:02.16 [5] (0:12.19)	0:49.97 [5] (0:12.35)	0:37.62 [7] (0:12.21)	0:25.41 [4] (0:12.55)	0:12.86 [6] (0:12.86)
Average Speed [km/h]	37.9	60.8	58.9	58.0	58.6	58.1	59.2	58.5	59.2	57.6	55.9
Top Speed [km/h]	60.6	62.2	59.8	59.5	59.3	59.4	59.6	59.5	59.7	58.6	56.9
Avg. Dist. to Rail [m]	5.9	0.5	0.9	0.7	0.8	0.7	0.6	0.8	1.0	1.5	1.5
Avg. Stride Freq. [Hz]	2.3	2.4	2.3	2.3	2.3	2.3	2.3	2.3	2.3	2.3	2.3
Avg. Stride Length [m]	4.6	7.0	7.0	7.0	7.2	7.1	7.2	7.2	7.2	7.0	6.8



[] Ranking at each section and finish
 -:-:- No data available at this section
 NA No data available

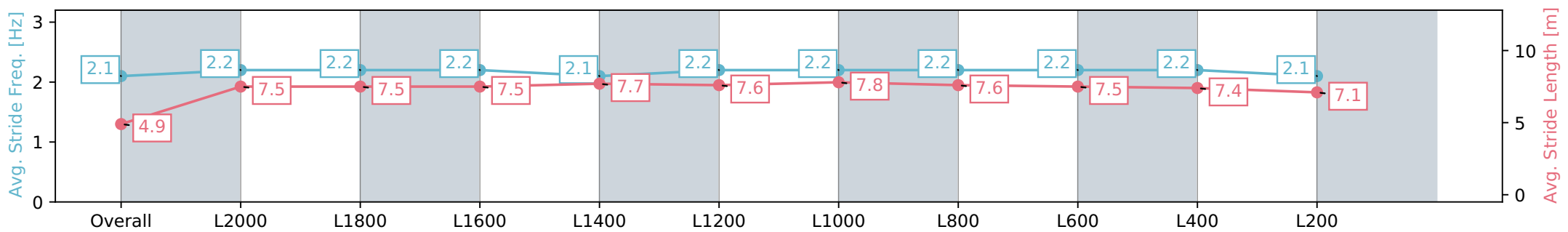
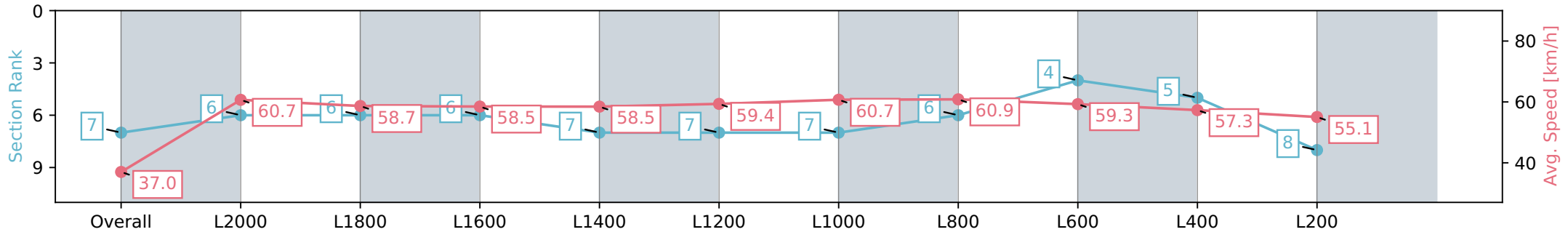
Horse/Jockey Name	ENRICO PALLAZZO
Finish Rank	7
Fastest Section Time (Section)	0:11.72 (Overall)
Top Speed [km/h] (Section)	62.4 (L800)
Race State	Finished



Gawler SA - Professional
Race 4: Adelaide Plains Bloodstock Benchmark 56
Handicap - 2121m
 14 February 2024 - 3:25PM
 Track Rating: Good 4, Weather: Fine, Rail Position: +7m
 800m-400m, +5m Remainder



Section	Overall	L2000	L1800	L1600	L1400	L1200	L1000	L800	L600	L400	L200
Section Times	2:14.95 [7] (0:11.72)	2:03.23 [6] (0:11.89)	1:51.34 [6] (0:12.36)	1:38.98 [6] (0:12.37)	1:26.61 [7] (0:12.38)	1:14.23 [7] (0:12.13)	1:02.10 [7] (0:11.99)	0:50.11 [6] (0:12.08)	0:38.03 [4] (0:12.39)	0:25.64 [5] (0:12.66)	0:12.98 [8] (0:12.98)
Average Speed [km/h]	37.0	60.7	58.7	58.5	58.5	59.4	60.7	60.9	60.9	59.3	57.3
Top Speed [km/h]	59.0	61.6	59.8	59.6	59.6	60.3	61.2	62.4	61.0	59.7	57.1
Avg. Dist. to Rail [m]	8.6	2.5	1.2	1.1	1.8	2.2	3.1	3.9	4.3	4.0	4.8
Avg. Stride Freq. [Hz]	2.1	2.2	2.2	2.2	2.1	2.2	2.2	2.2	2.2	2.2	2.1
Avg. Stride Length [m]	4.9	7.5	7.5	7.5	7.7	7.6	7.8	7.6	7.5	7.4	7.1



[] Ranking at each section and finish
 -:-:- No data available at this section
 NA No data available

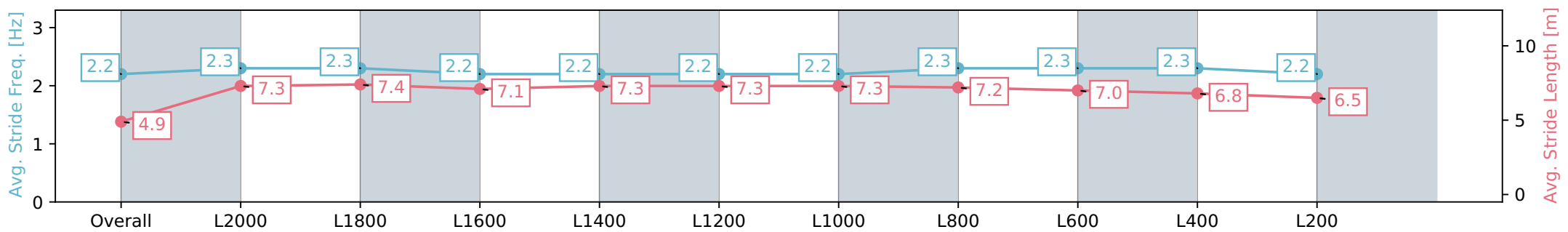
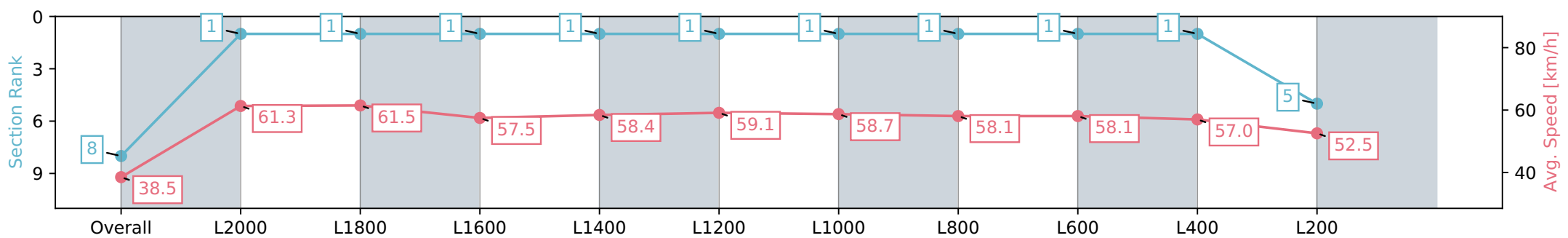
Horse/Jockey Name	SUPER VALENTINE
Finish Rank	8
Fastest Section Time (Section)	0:11.33 (Overall)
Top Speed [km/h] (Section)	63.3 (L1800)
Race State	Finished



Gawler SA - Professional
 Race 4: Adelaide Plains Bloodstock Benchmark 56 Handicap - 2121m
 14 February 2024 - 3:25PM
 Track Rating: Good 4, Weather: Fine, Rail Position: +7m 800m-400m, +5m Remainder



Section	Overall	L2000	L1800	L1600	L1400	L1200	L1000	L800	L600	L400	L200
Section Times	2:15.23 [8] (0:11.33)	2:03.90 [1] (0:11.76)	1:52.14 [1] (0:11.71)	1:40.43 [1] (0:12.46)	1:27.97 [1] (0:12.31)	1:15.66 [1] (0:12.22)	1:03.44 [1] (0:12.28)	0:51.15 [1] (0:12.45)	0:38.70 [1] (0:12.45)	0:26.25 [1] (0:12.66)	0:13.59 [5] (0:13.59)
Average Speed [km/h]	38.5	61.3	61.5	57.5	58.4	59.1	58.7	58.1	58.1	57.0	52.5
Top Speed [km/h]	62.7	62.8	63.3	59.7	59.4	59.5	59.1	58.3	58.4	58.8	54.9
Avg. Dist. to Rail [m]	9.7	3.0	1.0	1.0	0.6	0.4	0.5	0.7	1.1	0.9	0.3
Avg. Stride Freq. [Hz]	2.2	2.3	2.3	2.2	2.2	2.2	2.2	2.3	2.3	2.3	2.2
Avg. Stride Length [m]	4.9	7.3	7.4	7.1	7.3	7.3	7.3	7.2	7.0	6.8	6.5



[] Ranking at each section and finish
 -:-:- No data available at this section
 NA No data available