



RACING SA

# Gawler SA

## Race 3: Sportsbet Same Race Multi Maiden Plate - 1200m

14 February 2024 - 2:50PM



Track Rating: Soft 5, Weather: Fine, Rail Position: +7m 800m-400m, +5m Remainder

Section																				
Field Times													Overall	L1000	L800	L600	L400	L200		
													1:11.36	0:57.42	0:46.34	0:34.81	0:23.50	0:11.95		
													(0:13.94)	(0:11.09)	(0:11.53)	(0:11.31)	(0:11.55)	(0:11.95)		
Position	#	Horse/Jockey	Barrier	Top Speed [km/h]	Fastest Section	First 400m								Margin	Distance Travelled From Winner [m]					
1	9	<b>THE JOURNO</b>	9	66.6	0:11.15	0:25.59	1:11.36	0:56.92 [9]	0:45.77 [10]	0:34.25 [8]	0:23.04 [7]	0:11.65 [6]	1:11.36							
		Jacob Opperman		1000-800	1000-800		(0:14.44)	(0:11.15)	(0:11.52)	(0:11.21)	(0:11.39)	(0:11.65)								
2	12	<b>POPSTAR PRINCESS</b>	1	65.8	0:11.10	0:25.27	1:11.50	0:57.33 [6]	0:46.23 [5]	0:34.71 [4]	0:23.42 [4]	0:11.97 [3]	1.0L	-3						
		Jason Holder		1000-800	1000-800		(0:14.17)	(0:11.10)	(0:11.52)	(0:11.28)	(0:11.45)	(0:11.97)								
3	2	<b>ARAMOSO</b>	6	66.1	0:11.09	0:25.02	1:11.51	0:57.58 [1]	0:46.49 [1]	0:34.96 [1]	0:23.65 [1]	0:12.10 [1]	1.1L	+1						
		Kayla Crowther		1000-800	1000-800		(0:13.93)	(0:11.09)	(0:11.53)	(0:11.31)	(0:11.55)	(0:12.10)								
4	10	<b>THE LAST DANCE</b>	13	67.9	0:11.00	0:25.16	1:11.69	0:57.53 [5]	0:46.53 [3]	0:35.06 [2]	0:23.70 [2]	0:12.19 [2]	2.3L	+2						
		Rochelle Milnes		1000-800	1000-800		(0:14.16)	(0:11.00)	(0:11.47)	(0:11.36)	(0:11.51)	(0:12.19)								
5	7	<b>KNIGHT DANCER</b>	7	65.9	0:11.17	0:25.27	1:11.94	0:57.84 [3]	0:46.67 [5]	0:35.08 [5]	0:23.76 [6]	0:12.33 [4]	4.0L	+4						
		Alice Lindsay		600-400	1000-800		(0:14.10)	(0:11.17)	(0:11.59)	(0:11.32)	(0:11.43)	(0:12.33)								
6	3	<b>COLORADO BULLDOG</b>	4	66.7	0:11.15	0:25.80	1:11.97	0:57.32 [11]	0:46.17 [11]	0:34.56 [11]	0:23.35 [11]	0:11.99 [9]	4.2L	-2						
		Justin Potter		1000-800	1000-800		(0:14.65)	(0:11.15)	(0:11.61)	(0:11.21)	(0:11.36)	(0:11.99)								
7	8	<b>MOON TREATY</b>	10	66.1	0:11.21	0:25.51	1:12.07	0:57.77 [7]	0:46.56 [8]	0:35.03 [7]	0:23.73 [8]	0:12.34 [8]	4.9L	+4						
		Todd Pannell		600-400	1000-800		(0:14.30)	(0:11.21)	(0:11.53)	(0:11.30)	(0:11.39)	(0:12.34)								
8	11	<b>ZESTY SPICE</b>	2	66.4	0:11.04	0:25.05	1:12.31	0:58.30 [2]	0:47.26 [2]	0:35.68 [3]	0:24.30 [3]	0:12.69 [5]	6.5L	-4						
		Jeffrey Maund		1000-800	1000-800		(0:14.01)	(0:11.04)	(0:11.57)	(0:11.38)	(0:11.61)	(0:12.69)								
9	14	<b>CHEVY DU GRAAL</b>	3	65.9	0:11.12	0:25.57	1:12.44	0:57.98 [10]	0:46.86 [9]	0:35.30 [9]	0:23.90 [10]	0:12.27 [11]	7.4L	-5						
		Dom Tourneur		1000-800	1000-800		(0:14.46)	(0:11.12)	(0:11.56)	(0:11.40)	(0:11.63)	(0:12.27)								
10	13	<b>ALIBIS</b>	8	67.1	0:11.11	0:25.26	1:12.49	0:58.34 [4]	0:47.23 [4]	0:35.61 [6]	0:24.32 [5]	0:12.77 [7]	7.8L	+3						
		Alana Livesey		1000-800	1000-800		(0:14.15)	(0:11.11)	(0:11.62)	(0:11.28)	(0:11.55)	(0:12.77)								

Scratched: Ali Frazier (#1), Flambard (#4), Joviale (#5)

- [ ] Position in running at each section and finish
- # Saddle cloth number
- :-:- No data available at this section
- █ Background shading for fastest section
- NA No data available



RACING SA

# Gawler SA

## Race 3: Sportsbet Same Race Multi Maiden Plate - 1200m

14 February 2024 - 2:50PM



Track Rating: Soft 5, Weather: Fine, Rail Position: +7m 800m-400m, +5m Remainder

Section								Overall	L1000	L800	L600	L400	L200		
Field Times								1:11.36 (0:13.94)	0:57.42 (0:11.09)	0:46.34 (0:11.53)	0:34.81 (0:11.31)	0:23.50 (0:11.55)	0:11.95 (0:11.95)	Margin	Distance Travelled From Winner [m]
Position	#	Horse/Jockey	Barrier	Top Speed [km/h]	Fastest Section	First 400m									
11	6	KALBARRI Jake Toeroek	5	66.3 600-400	0:11.15 1000-800	0:25.49	1:12.67 (0:14.34)	0:58.33 [8] (0:11.15)	0:47.18 [7] (0:11.67)	0:35.51 [10] (0:11.30)	0:24.21 [9] (0:11.60)	0:12.61 [10] (0:12.61)	9.0L	+1	

Scratched: Ali Frazier (#1), Flambard (#4), Joviale (#5)

- [ ] Position in running at each section and finish
- # Saddle cloth number
- :--:- No data available at this section
- Background shading for fastest section
- NA No data available

Horse/Jockey Name	THE JOURNO
Finish Rank	1
Fastest Section Time (Section)	0:11.15 (L1000)
Top Speed [km/h] (Section)	66.6 (L1000)
Race State	Finished



Gawler SA - Professional

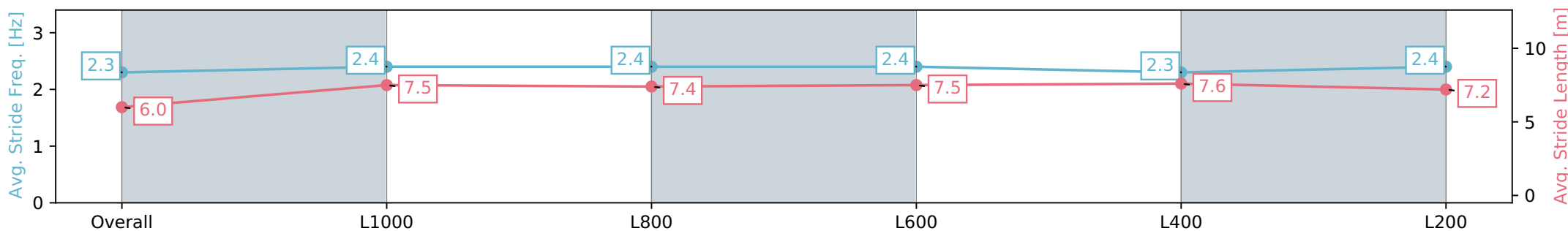
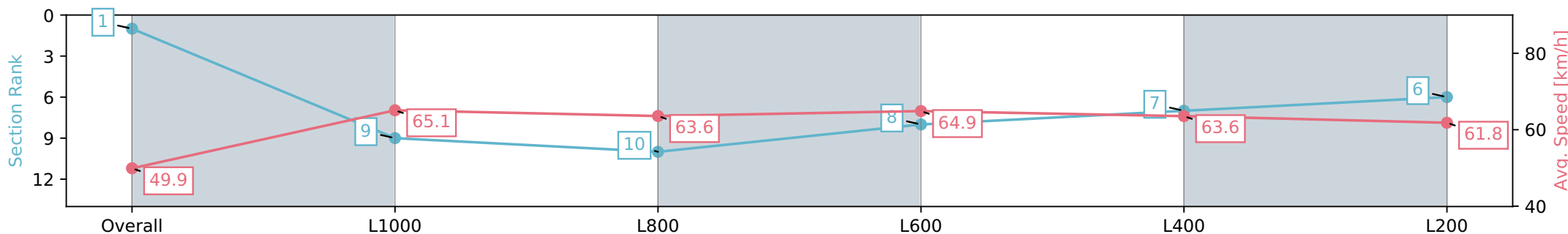
Race 3: Sportsbet Same Race Multi Maiden Plate - 1200m

14 February 2024 - 2:50PM

Track Rating: Soft 5, Weather: Fine, Rail Position: +7m 800m-400m, +5m Remainder



Section	Overall	L1000	L800	L600	L400	L200
Section Times	1:11.36 [1] (0:14.44)	0:56.92 [9] (0:11.15)	0:45.77 [10] (0:11.52)	0:34.25 [8] (0:11.21)	0:23.04 [7] (0:11.39)	0:11.65 [6] (0:11.65)
Average Speed [km/h]	49.9	65.1	63.6	64.9	63.6	61.8
Top Speed [km/h]	66.2	66.6	64.6	66.3	65.4	63.4
Avg. Dist. to Rail [m]	5.5	2.1	3.3	2.1	2.8	3.1
Avg. Stride Freq. [Hz]	2.3	2.4	2.4	2.4	2.3	2.4
Avg. Stride Length [m]	6.0	7.5	7.4	7.5	7.6	7.2



- [ ] Ranking at each section and finish
- :-:- No data available at this section
- NA No data available

Horse/Jockey Name	POPSTAR PRINCESS
Finish Rank	2
Fastest Section Time (Section)	0:11.10 (L1000)
Top Speed [km/h] (Section)	65.8 (L1000)
Race State	Finished



Gawler SA - Professional

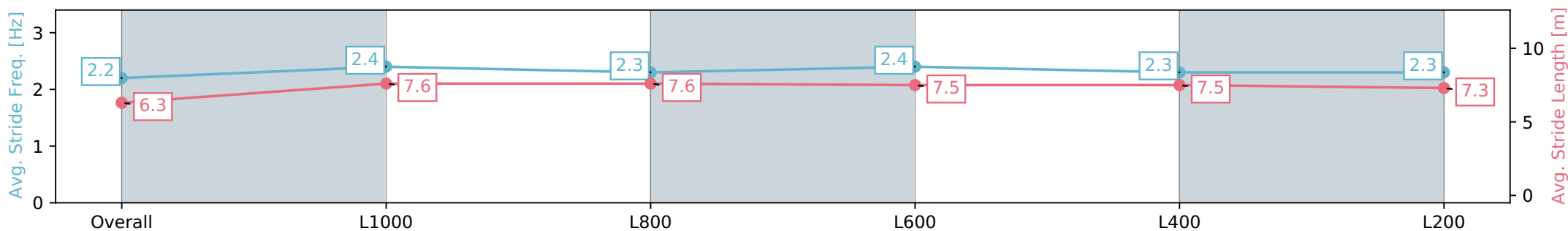
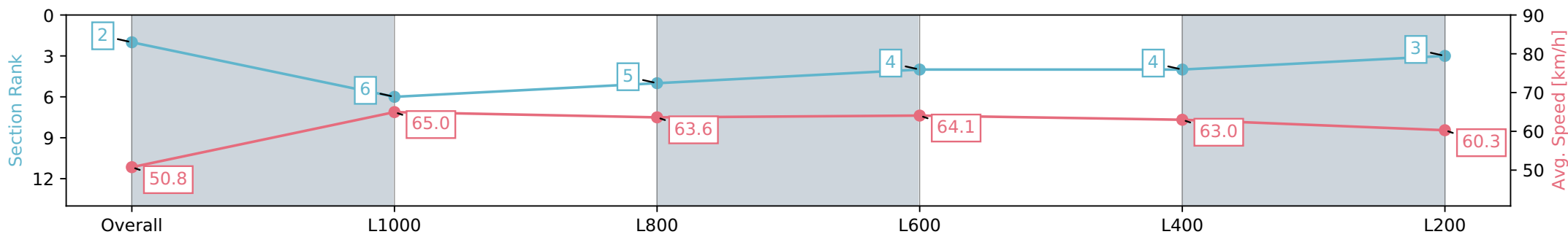
Race 3: Sportsbet Same Race Multi Maiden Plate - 1200m

14 February 2024 - 2:50PM

Track Rating: Soft 5, Weather: Fine, Rail Position: +7m 800m-400m, +5m Remainder



Section	Overall	L1000	L800	L600	L400	L200
Section Times	1:11.50 [2] (0:14.17)	0:57.33 [6] (0:11.10)	0:46.23 [5] (0:11.52)	0:34.71 [4] (0:11.28)	0:23.42 [4] (0:11.45)	0:11.97 [3] (0:11.97)
Average Speed [km/h]	50.8	65.0	63.6	64.1	63.0	60.3
Top Speed [km/h]	65.5	65.8	64.8	65.1	63.7	62.1
Avg. Dist. to Rail [m]	2.3	1.6	2.3	1.8	1.0	2.0
Avg. Stride Freq. [Hz]	2.2	2.4	2.3	2.4	2.3	2.3
Avg. Stride Length [m]	6.3	7.6	7.6	7.5	7.5	7.3



- [ ] Ranking at each section and finish
- :-:- No data available at this section
- NA No data available

Horse/Jockey Name	ARAMOSO
Finish Rank	3
Fastest Section Time (Section)	0:11.09 (L1000)
Top Speed [km/h] (Section)	66.1 (L1000)
Race State	Finished



Gawler SA - Professional

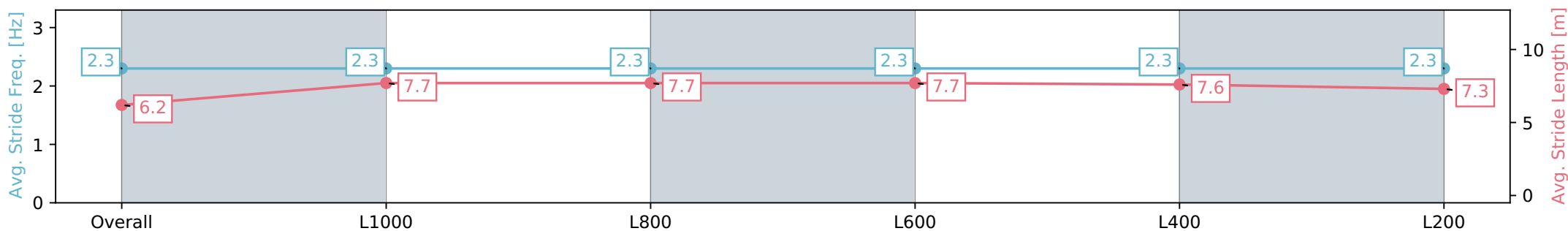
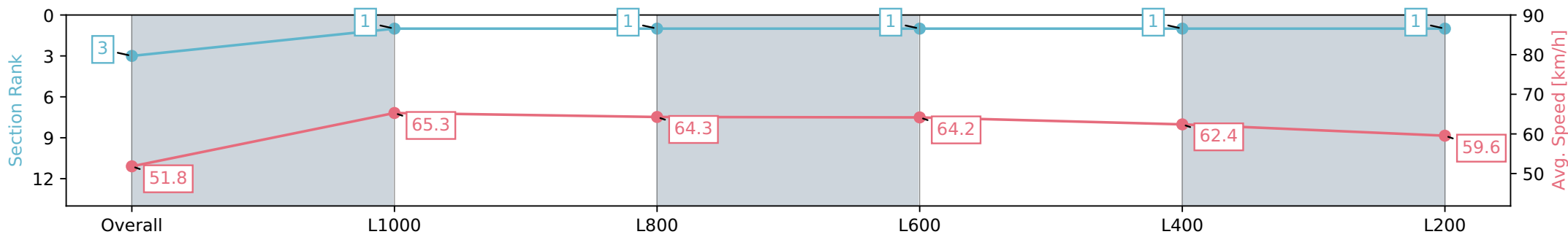
Race 3: Sportsbet Same Race Multi Maiden Plate - 1200m

14 February 2024 - 2:50PM

Track Rating: Soft 5, Weather: Fine, Rail Position: +7m 800m-400m, +5m Remainder



Section	Overall	L1000	L800	L600	L400	L200
Section Times	1:11.51 [3] (0:13.93)	0:57.58 [1] (0:11.09)	0:46.49 [1] (0:11.53)	0:34.96 [1] (0:11.31)	0:23.65 [1] (0:11.55)	0:12.10 [1] (0:12.10)
Average Speed [km/h]	51.8	65.3	64.3	64.2	62.4	59.6
Top Speed [km/h]	65.9	66.1	65.1	65.2	63.1	61.7
Avg. Dist. to Rail [m]	3.1	2.4	4.3	2.2	0.8	3.2
Avg. Stride Freq. [Hz]	2.3	2.3	2.3	2.3	2.3	2.3
Avg. Stride Length [m]	6.2	7.7	7.7	7.7	7.6	7.3



- [ ] Ranking at each section and finish
- :-:- No data available at this section
- NA No data available

Horse/Jockey Name	THE LAST DANCE
Finish Rank	4
Fastest Section Time (Section)	0:11.00 (L1000)
Top Speed [km/h] (Section)	67.9 (L1000)
Race State	Finished



Gawler SA - Professional

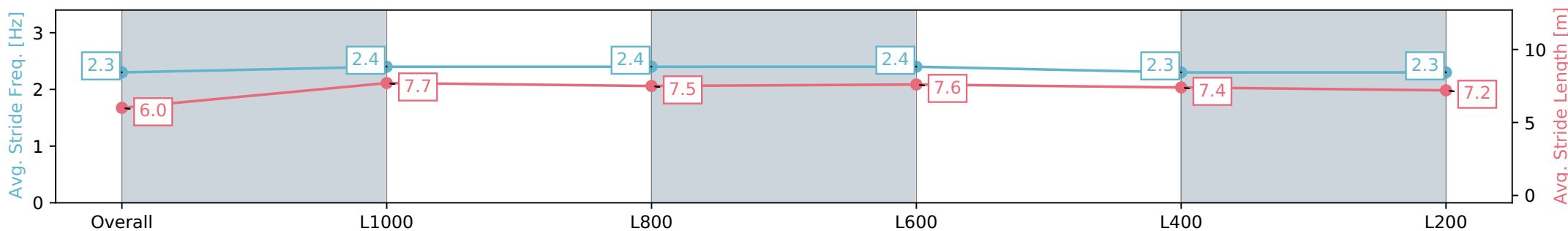
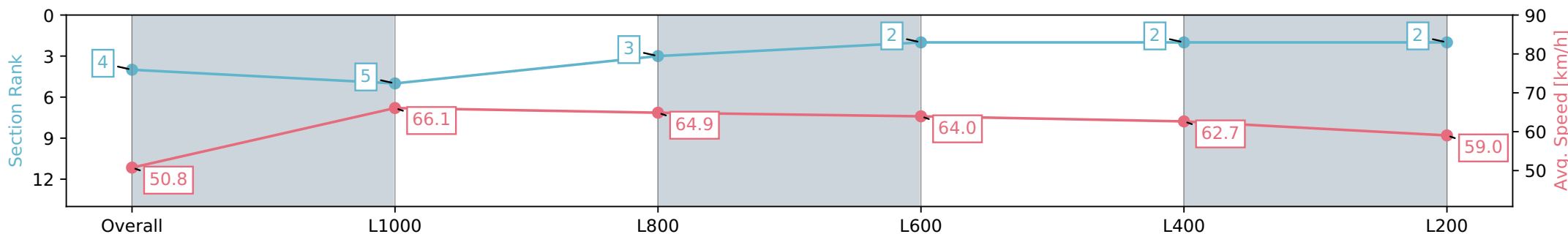
Race 3: Sportsbet Same Race Multi Maiden Plate - 1200m

14 February 2024 - 2:50PM

Track Rating: Soft 5, Weather: Fine, Rail Position: +7m 800m-400m, +5m Remainder



Section	Overall	L1000	L800	L600	L400	L200
Section Times	1:11.69 [4] (0:14.16)	0:57.53 [5] (0:11.00)	0:46.53 [3] (0:11.47)	0:35.06 [2] (0:11.36)	0:23.70 [2] (0:11.51)	0:12.19 [2] (0:12.19)
Average Speed [km/h]	50.8	66.1	64.9	64.0	62.7	59.0
Top Speed [km/h]	67.3	67.9	66.3	65.2	65.0	61.3
Avg. Dist. to Rail [m]	7.7	3.5	4.6	2.5	2.2	5.1
Avg. Stride Freq. [Hz]	2.3	2.4	2.4	2.4	2.3	2.3
Avg. Stride Length [m]	6.0	7.7	7.5	7.6	7.4	7.2



- [ ] Ranking at each section and finish
- :-:- No data available at this section
- NA No data available

Horse/Jockey Name	KNIGHT DANCER
Finish Rank	5
Fastest Section Time (Section)	0:11.17 (L1000)
Top Speed [km/h] (Section)	65.9 (L600)
Race State	Finished



Gawler SA - Professional

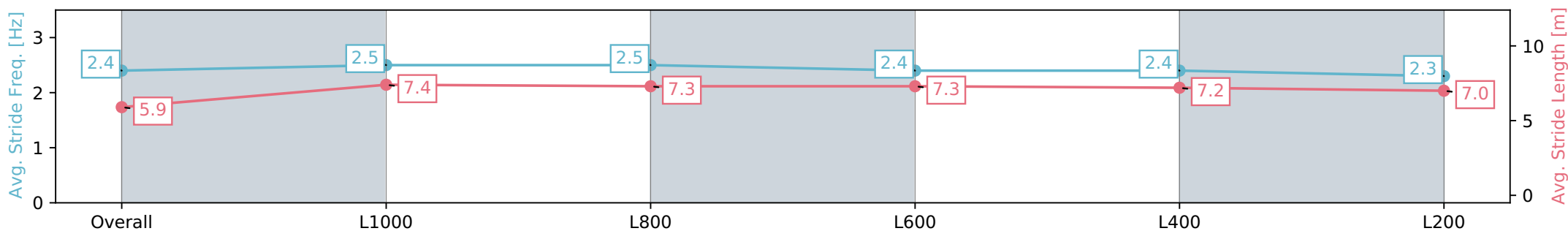
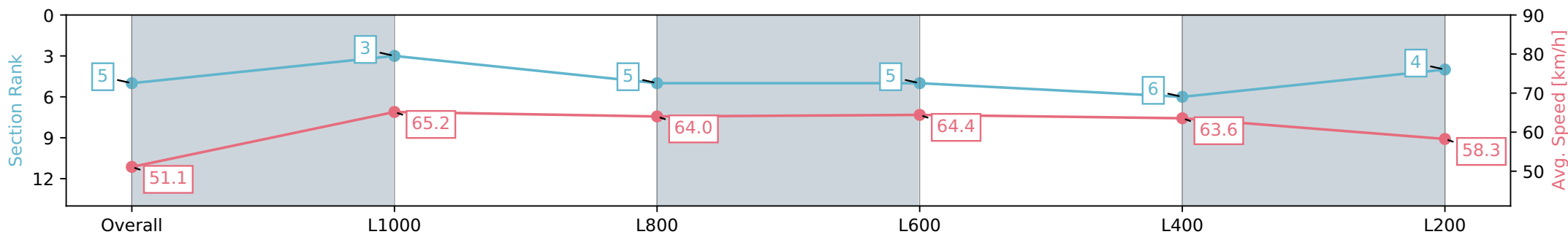
Race 3: Sportsbet Same Race Multi Maiden Plate - 1200m

14 February 2024 - 2:50PM

Track Rating: Soft 5, Weather: Fine, Rail Position: +7m 800m-400m, +5m Remainder



Section	Overall	L1000	L800	L600	L400	L200
Section Times	1:11.94 [5] (0:14.10)	0:57.84 [3] (0:11.17)	0:46.67 [5] (0:11.59)	0:35.08 [5] (0:11.32)	0:23.76 [6] (0:11.43)	0:12.33 [4] (0:12.33)
Average Speed [km/h]	51.1	65.2	64.0	64.4	63.6	58.3
Top Speed [km/h]	64.4	65.3	65.5	65.9	65.4	61.2
Avg. Dist. to Rail [m]	3.8	2.7	4.6	3.6	4.3	7.8
Avg. Stride Freq. [Hz]	2.4	2.5	2.5	2.4	2.4	2.3
Avg. Stride Length [m]	5.9	7.4	7.3	7.3	7.2	7.0



Report Created: Wed 14 February 2024 16:04:14 GMT+11 (Note: Timing is based on positional data)

- [ ] Ranking at each section and finish
- :-:- No data available at this section
- NA No data available

Horse/Jockey Name	COLORADO BULLDOG
Finish Rank	6
Fastest Section Time (Section)	0:11.15 (L1000)
Top Speed [km/h] (Section)	66.7 (L1000)
Race State	Finished



Gawler SA - Professional

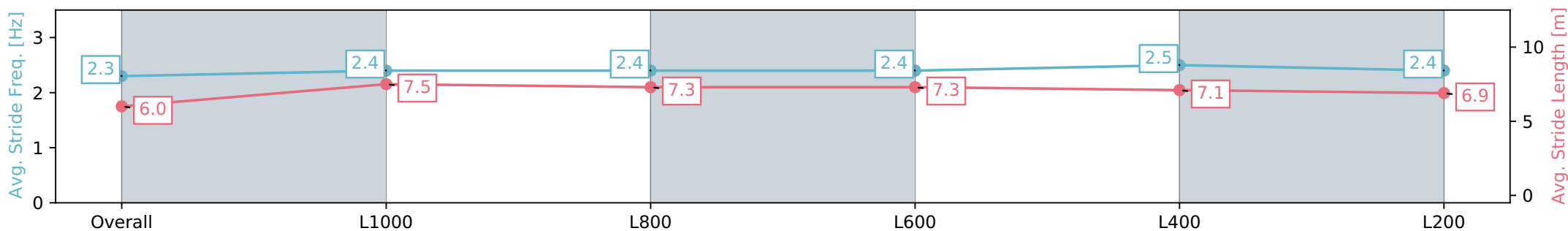
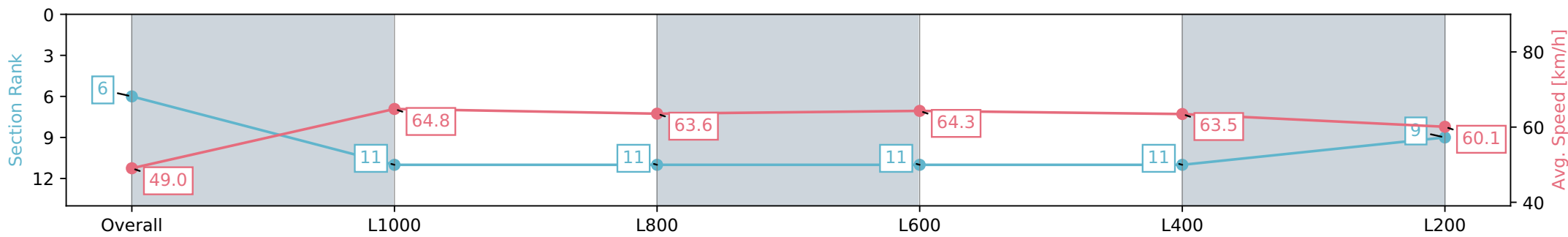
Race 3: Sportsbet Same Race Multi Maiden Plate - 1200m

14 February 2024 - 2:50PM

Track Rating: Soft 5, Weather: Fine, Rail Position: +7m 800m-400m, +5m Remainder



Section	Overall	L1000	L800	L600	L400	L200
Section Times	1:11.97 [6] (0:14.65)	0:57.32 [11] (0:11.15)	0:46.17 [11] (0:11.61)	0:34.56 [11] (0:11.21)	0:23.35 [11] (0:11.36)	0:11.99 [9] (0:11.99)
Average Speed [km/h]	49.0	64.8	63.6	64.3	63.5	60.1
Top Speed [km/h]	66.6	66.7	64.8	65.3	65.0	63.3
Avg. Dist. to Rail [m]	1.4	1.4	3.4	0.9	2.0	7.2
Avg. Stride Freq. [Hz]	2.3	2.4	2.4	2.4	2.5	2.4
Avg. Stride Length [m]	6.0	7.5	7.3	7.3	7.1	6.9



Report Created: Wed 14 February 2024 16:04:16 GMT+11 (Note: Timing is based on positional data)

- [ ] Ranking at each section and finish
- :-:- No data available at this section
- NA No data available



Horse/Jockey Name	MOON TREATY
Finish Rank	7
Fastest Section Time (Section)	0:11.21 (L1000)
Top Speed [km/h] (Section)	66.1 (L600)
Race State	Finished



Gawler SA - Professional

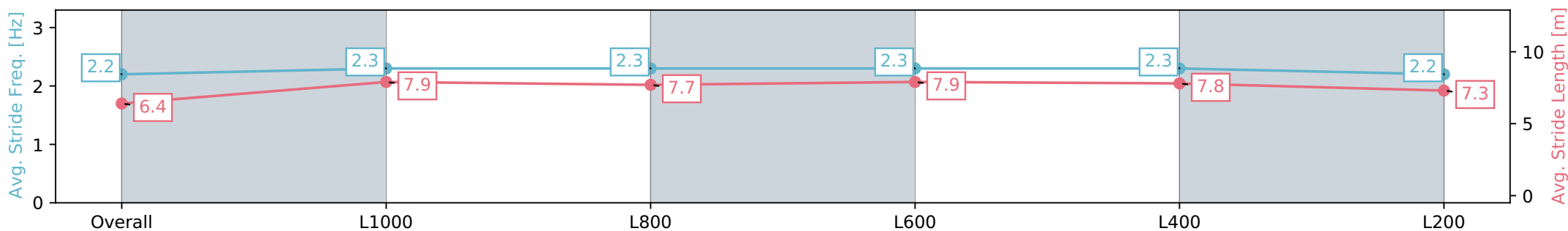
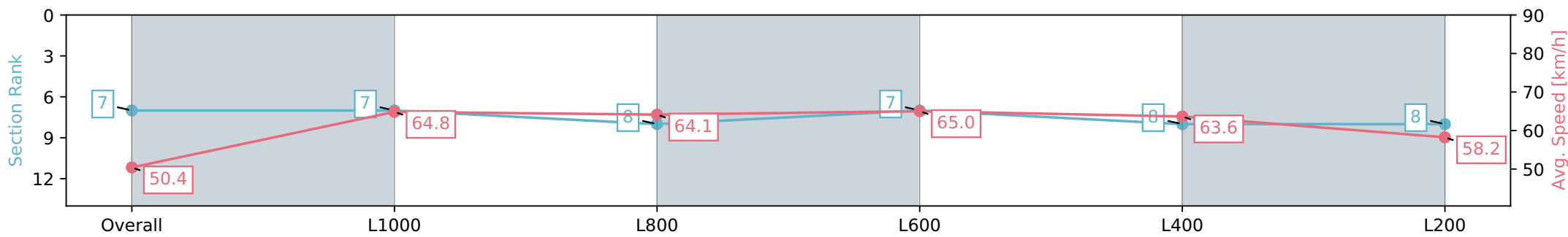
Race 3: Sportsbet Same Race Multi Maiden Plate - 1200m

14 February 2024 - 2:50PM

Track Rating: Soft 5, Weather: Fine, Rail Position: +7m 800m-400m, +5m Remainder



Section	Overall	L1000	L800	L600	L400	L200
Section Times	1:12.07 [7] (0:14.30)	0:57.77 [7] (0:11.21)	0:46.56 [8] (0:11.53)	0:35.03 [7] (0:11.30)	0:23.73 [8] (0:11.39)	0:12.34 [8] (0:12.34)
Average Speed [km/h]	50.4	64.8	64.1	65.0	63.6	58.2
Top Speed [km/h]	65.3	65.5	64.8	66.1	65.4	61.5
Avg. Dist. to Rail [m]	5.5	2.8	4.7	4.1	4.6	8.0
Avg. Stride Freq. [Hz]	2.2	2.3	2.3	2.3	2.3	2.2
Avg. Stride Length [m]	6.4	7.9	7.7	7.9	7.8	7.3



- [ ] Ranking at each section and finish
- :-:- No data available at this section
- NA No data available

Horse/Jockey Name	ZESTY SPICE
Finish Rank	8
Fastest Section Time (Section)	0:11.04 (L1000)
Top Speed [km/h] (Section)	66.4 (L1000)
Race State	Finished



Gawler SA - Professional

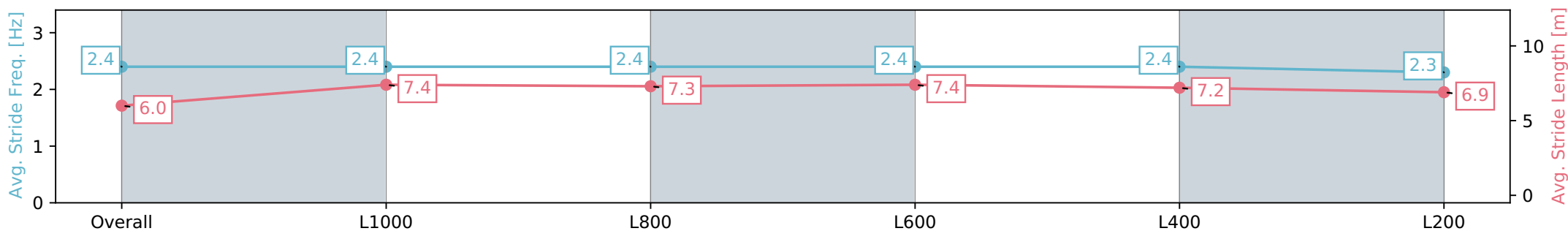
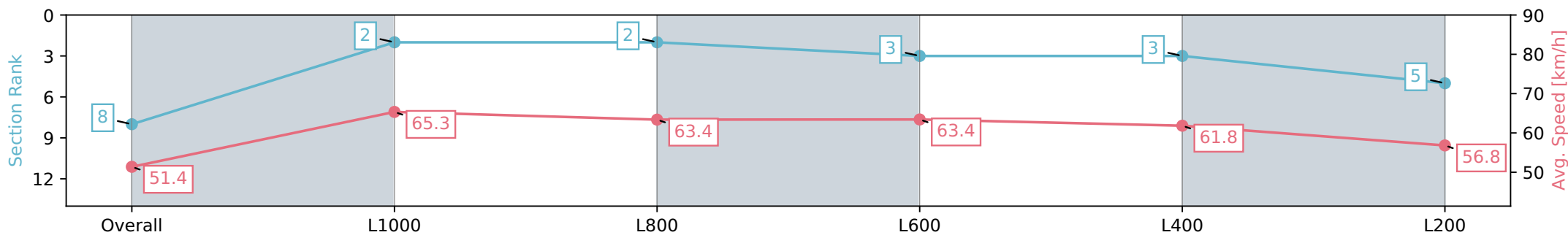
Race 3: Sportsbet Same Race Multi Maiden Plate - 1200m

14 February 2024 - 2:50PM

Track Rating: Soft 5, Weather: Fine, Rail Position: +7m 800m-400m, +5m Remainder



Section	Overall	L1000	L800	L600	L400	L200
Section Times	1:12.31 [8] (0:14.01)	0:58.30 [2] (0:11.04)	0:47.26 [2] (0:11.57)	0:35.68 [3] (0:11.38)	0:24.30 [3] (0:11.61)	0:12.69 [5] (0:12.69)
Average Speed [km/h]	51.4	65.3	63.4	63.4	61.8	56.8
Top Speed [km/h]	66.2	66.4	64.8	64.1	62.5	60.2
Avg. Dist. to Rail [m]	0.7	1.2	2.7	1.0	1.1	1.2
Avg. Stride Freq. [Hz]	2.4	2.4	2.4	2.4	2.4	2.3
Avg. Stride Length [m]	6.0	7.4	7.3	7.4	7.2	6.9



Report Created: Wed 14 February 2024 16:04:21 GMT+11 (Note: Timing is based on positional data)

- [ ] Ranking at each section and finish
- :-:- No data available at this section
- NA No data available

Horse/Jockey Name	CHEVY DU GRAAL
Finish Rank	9
Fastest Section Time (Section)	0:11.12 (L1000)
Top Speed [km/h] (Section)	65.9 (L1000)
Race State	Finished



Gawler SA - Professional

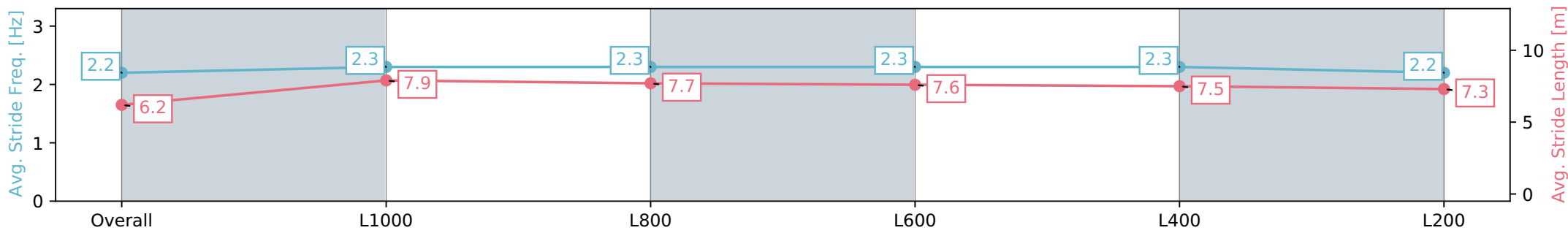
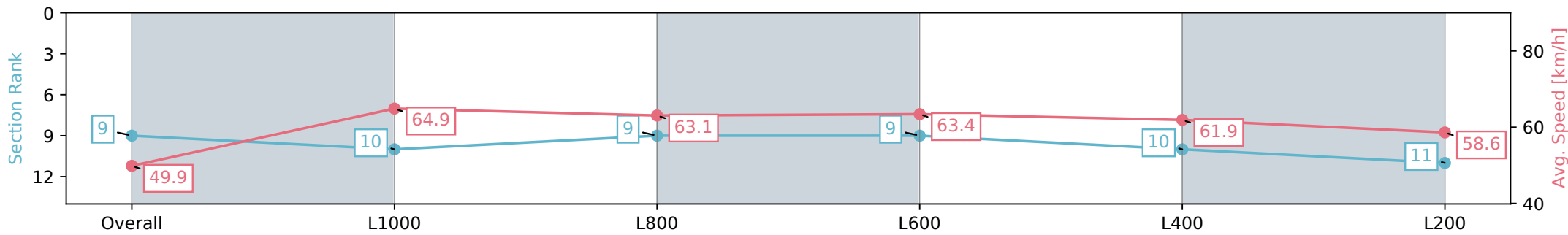
Race 3: Sportsbet Same Race Multi Maiden Plate - 1200m

14 February 2024 - 2:50PM

Track Rating: Soft 5, Weather: Fine, Rail Position: +7m 800m-400m, +5m Remainder



Section	Overall	L1000	L800	L600	L400	L200
Section Times	1:12.44 [9] (0:14.46)	0:57.98 [10] (0:11.12)	0:46.86 [9] (0:11.56)	0:35.30 [9] (0:11.40)	0:23.90 [10] (0:11.63)	0:12.27 [11] (0:12.27)
Average Speed [km/h]	49.9	64.9	63.1	63.4	61.9	58.6
Top Speed [km/h]	65.6	65.9	64.4	64.5	63.6	60.9
Avg. Dist. to Rail [m]	1.5	1.3	2.1	1.2	0.7	0.5
Avg. Stride Freq. [Hz]	2.2	2.3	2.3	2.3	2.3	2.2
Avg. Stride Length [m]	6.2	7.9	7.7	7.6	7.5	7.3



- [ ] Ranking at each section and finish
- :-:- No data available at this section
- NA No data available

Horse/Jockey Name	ALIBIS
Finish Rank	10
Fastest Section Time (Section)	0:11.11 (L1000)
Top Speed [km/h] (Section)	67.1 (L1000)
Race State	Finished



Gawler SA - Professional

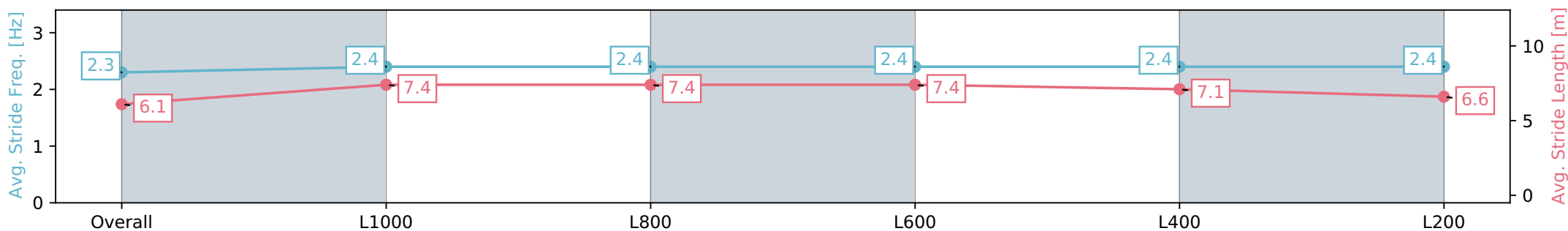
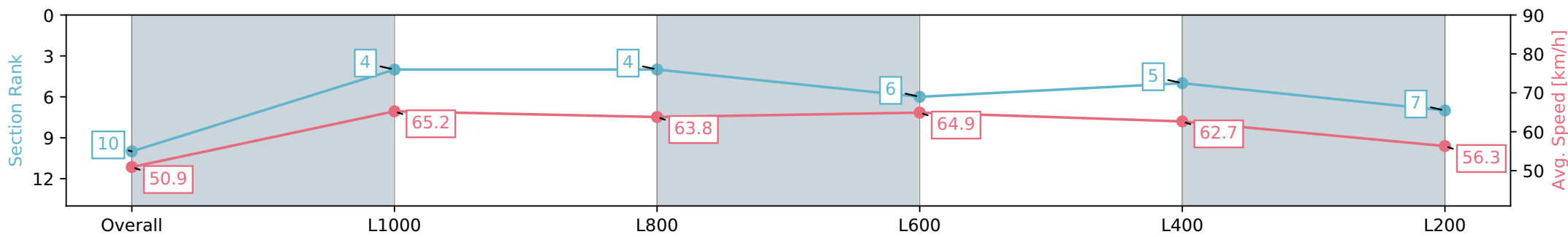
Race 3: Sportsbet Same Race Multi Maiden Plate - 1200m

14 February 2024 - 2:50PM

Track Rating: Soft 5, Weather: Fine, Rail Position: +7m 800m-400m, +5m Remainder



Section	Overall	L1000	L800	L600	L400	L200
Section Times	1:12.49 [10] (0:14.15)	0:58.34 [4] (0:11.11)	0:47.23 [4] (0:11.62)	0:35.61 [6] (0:11.28)	0:24.32 [5] (0:11.55)	0:12.77 [7] (0:12.77)
Average Speed [km/h]	50.9	65.2	63.8	64.9	62.7	56.3
Top Speed [km/h]	66.6	67.1	64.7	65.3	64.6	60.3
Avg. Dist. to Rail [m]	4.1	1.9	5.0	3.2	3.2	4.1
Avg. Stride Freq. [Hz]	2.3	2.4	2.4	2.4	2.4	2.4
Avg. Stride Length [m]	6.1	7.4	7.4	7.4	7.1	6.6



- [ ] Ranking at each section and finish
- :-:- No data available at this section
- NA No data available

Horse/Jockey Name	KALBARRI
Finish Rank	11
Fastest Section Time (Section)	0:11.15 (L1000)
Top Speed [km/h] (Section)	66.3 (L600)
Race State	Finished



Gawler SA - Professional

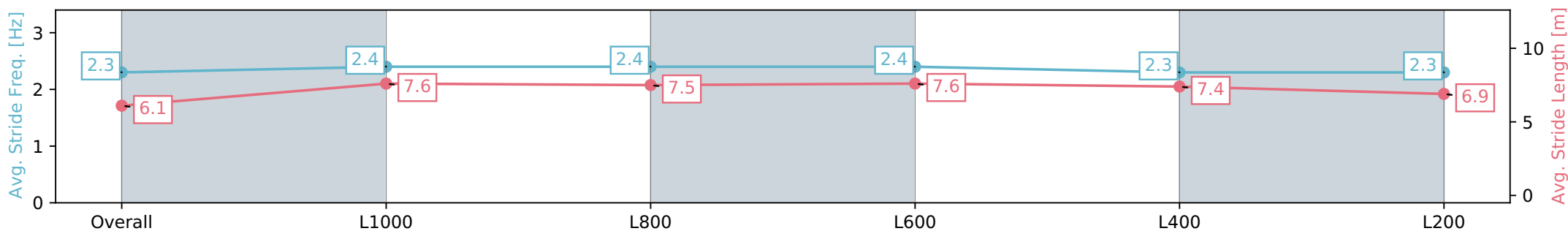
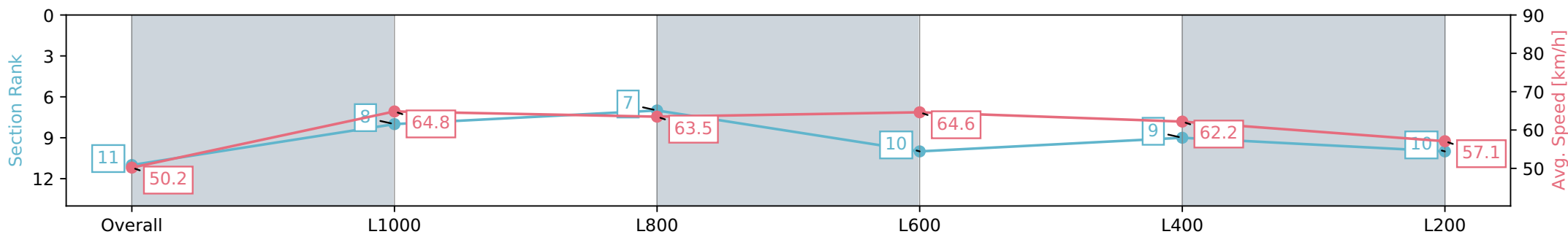
Race 3: Sportsbet Same Race Multi Maiden Plate - 1200m

14 February 2024 - 2:50PM

Track Rating: Soft 5, Weather: Fine, Rail Position: +7m 800m-400m, +5m Remainder



Section	Overall	L1000	L800	L600	L400	L200
Section Times	1:12.67 [11] (0:14.34)	0:58.33 [8] (0:11.15)	0:47.18 [7] (0:11.67)	0:35.51 [10] (0:11.30)	0:24.21 [9] (0:11.60)	0:12.61 [10] (0:12.61)
Average Speed [km/h]	50.2	64.8	63.5	64.6	62.2	57.1
Top Speed [km/h]	65.6	66.3	65.1	66.3	63.5	59.9
Avg. Dist. to Rail [m]	1.9	1.3	4.6	2.6	2.1	4.8
Avg. Stride Freq. [Hz]	2.3	2.4	2.4	2.4	2.3	2.3
Avg. Stride Length [m]	6.1	7.6	7.5	7.6	7.4	6.9



Report Created: Wed 14 February 2024 16:04:30 GMT+11 (Note: Timing is based on positional data)

- [ ] Ranking at each section and finish
- :-:- No data available at this section
- NA No data available