



RACING SA

# Gawler SA

## Race 2: Matrix Solar Solutions Maiden Plate - 1200m

14 February 2024 - 2:15PM



Track Rating: Soft 5, Weather: Fine, Rail Position: +7m 800m-400m, +5m Remainder

Section													Overall	L1000	L800	L600	L400	L200		
Field Times													1:11.27	0:57.31	0:46.40	0:35.08	0:23.61	0:11.99		
													(0:13.96)	(0:10.92)	(0:11.32)	(0:11.47)	(0:11.62)	(0:11.99)		
Position	#	Horse/Jockey	Barrier	Top Speed [km/h]	Fastest Section	First 400m							Margin	Distance Travelled From Winner [m]						
1	1	CALL IT QUILTS	1	67.0	0:10.91	0:25.27	1:11.27	0:56.91 [4]	0:46.00 [5]	0:34.75 [4]	0:23.32 [4]	0:11.89 [2]	1:11.27							
		Ivy Lam		1000-800	1000-800		(0:14.36)	(0:10.91)	(0:11.25)	(0:11.43)	(0:11.43)	(0:11.89)								
2	8	EXALTED KATE	6	68.5	0:10.72	0:25.10	1:11.39	0:57.01 [6]	0:46.29 [3]	0:34.92 [3]	0:23.46 [2]	0:12.01 [3]	0.8L	+5						
		Justin Potter		1000-800	1000-800		(0:14.38)	(0:10.72)	(0:11.37)	(0:11.46)	(0:11.45)	(0:12.01)								
3	5	THEORIZER	10	66.2	0:10.92	0:24.87	1:11.61	0:57.66 [1]	0:46.74 [1]	0:35.42 [1]	0:23.96 [1]	0:12.34 [1]	2.2L	-3						
		Wesley Cave		1000-800	1000-800		(0:13.95)	(0:10.92)	(0:11.32)	(0:11.46)	(0:11.62)	(0:12.34)								
4	4	RADIANT KNIGHT	7	67.6	0:10.93	0:25.15	1:11.87	0:57.65 [3]	0:46.72 [4]	0:35.22 [5]	0:23.67 [6]	0:12.10 [6]	3.9L	+5						
		Stacey Metcalfe		1000-800	1000-800		(0:14.22)	(0:10.93)	(0:11.50)	(0:11.55)	(0:11.56)	(0:12.10)								
5	2	INNER SANCTUM	3	67.1	0:10.93	0:25.39	1:11.88	0:57.42 [7]	0:46.49 [7]	0:35.23 [5]	0:23.70 [5]	0:12.30 [4]	4.0L	+4						
		Jacob Opperman		1000-800	1000-800		(0:14.46)	(0:10.93)	(0:11.26)	(0:11.53)	(0:11.40)	(0:12.30)								
6	7	ZION'S GATE	4	68.1	0:10.84	0:25.05	1:11.99	0:57.78 [2]	0:46.94 [2]	0:35.55 [2]	0:24.06 [3]	0:12.26 [5]	4.7L	+3						
		Dom Tourneur		1000-800	1000-800		(0:14.21)	(0:10.84)	(0:11.39)	(0:11.49)	(0:11.80)	(0:12.26)								
7	6	WE'VE GOTTA DEEL	11	67.4	0:10.92	0:25.28	1:12.28	0:57.92 [5]	0:47.00 [6]	0:35.41 [8]	0:23.94 [7]	0:12.33 [7]	6.6L	+7						
		Kayla Crowther		1000-800	1000-800		(0:14.36)	(0:10.92)	(0:11.59)	(0:11.47)	(0:11.61)	(0:12.33)								
8	3	LUDO	8	67.5	0:11.08	0:25.60	1:12.52	0:58.05 [8]	0:46.92 [8]	0:35.84 [7]	0:24.15 [8]	0:12.41 [8]	8.2L	+0						
		Jeffrey Maund		800-600	800-600		(0:14.47)	(0:11.13)	(0:11.08)	(0:11.69)	(0:11.74)	(0:12.41)								

Scratched: Rich Lady (#9), Shana Time (#10), Togetherforever (#11)

Horse/Jockey Name	CALL IT QUILTS
Finish Rank	1
Fastest Section Time (Section)	0:10.91 (L1000)
Top Speed [km/h] (Section)	67.0 (L1000)
Race State	Finished



Gawler SA - Professional

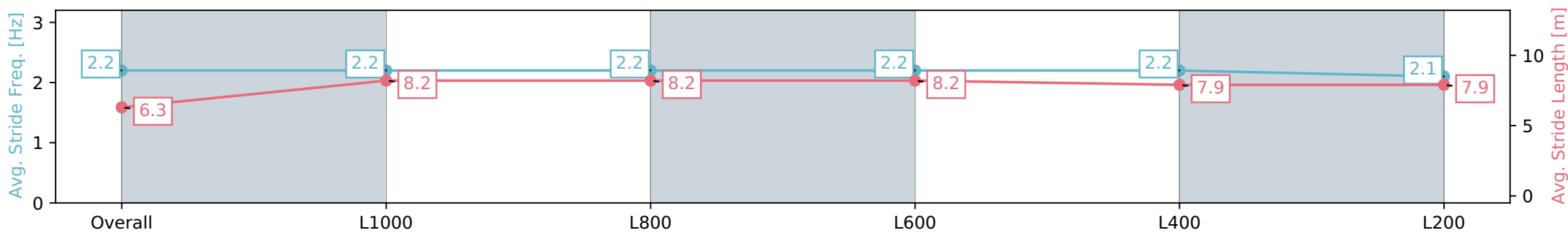
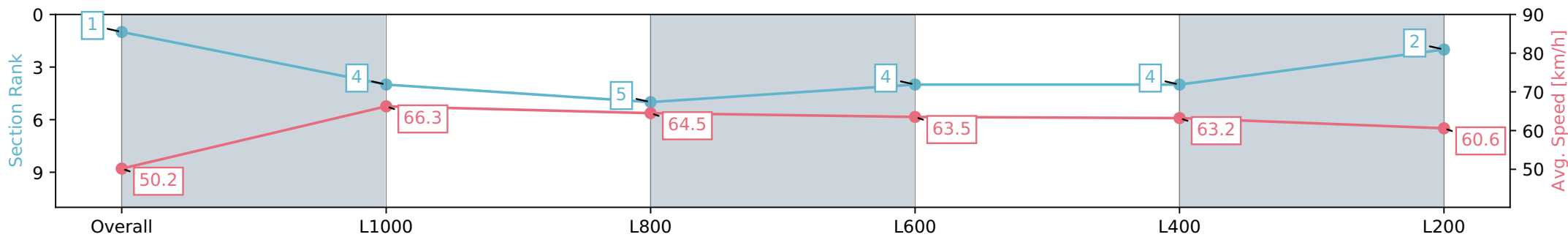
Race 2: Matrix Solar Solutions Maiden Plate - 1200m

14 February 2024 - 2:15PM

Track Rating: Soft 5, Weather: Fine, Rail Position: +7m 800m-400m, +5m Remainder



Section	Overall	L1000	L800	L600	L400	L200
Section Times	1:11.27 [1] (0:14.36)	0:56.91 [4] (0:10.91)	0:46.00 [5] (0:11.25)	0:34.75 [4] (0:11.43)	0:23.32 [4] (0:11.43)	0:11.89 [2] (0:11.89)
Average Speed [km/h]	50.2	66.3	64.5	63.5	63.2	60.6
Top Speed [km/h]	65.1	67.0	65.2	65.0	65.1	63.2
Avg. Dist. to Rail [m]	1.6	1.4	1.2	1.7	2.9	4.1
Avg. Stride Freq. [Hz]	2.2	2.2	2.2	2.2	2.2	2.1
Avg. Stride Length [m]	6.3	8.2	8.2	8.2	7.9	7.9



- [ ] Ranking at each section and finish
- :-:- No data available at this section
- NA No data available

Horse/Jockey Name	EXALTED KATE
Finish Rank	2
Fastest Section Time (Section)	0:10.72 (L1000)
Top Speed [km/h] (Section)	68.5 (L1000)
Race State	Finished



Gawler SA - Professional

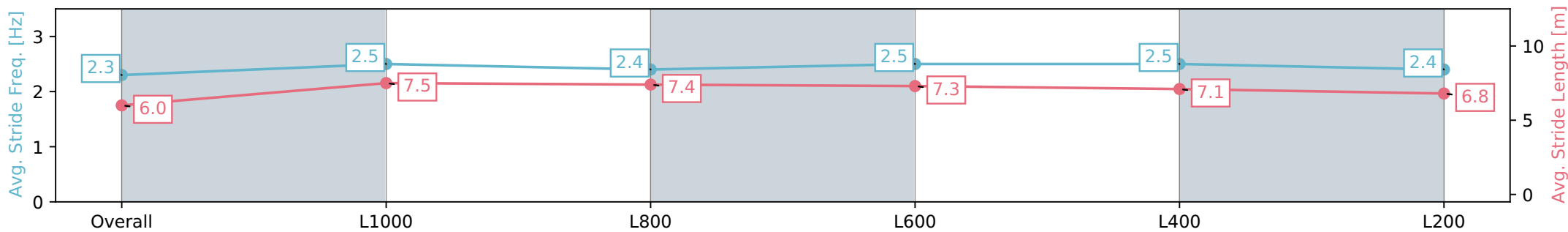
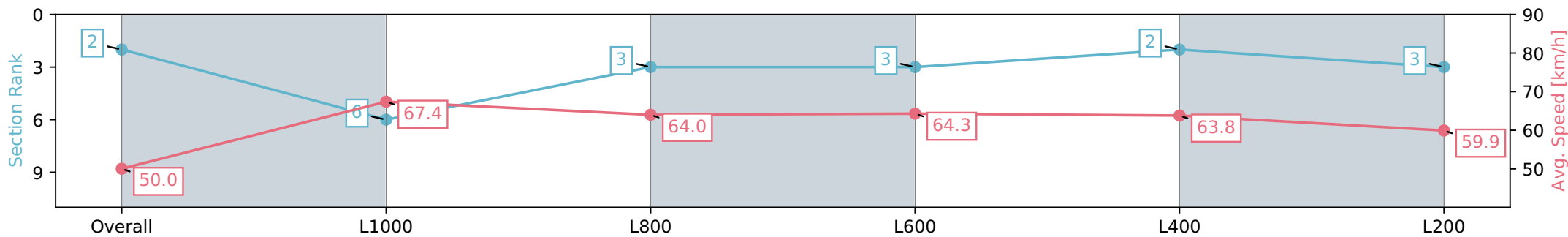
Race 2: Matrix Solar Solutions Maiden Plate - 1200m

14 February 2024 - 2:15PM

Track Rating: Soft 5, Weather: Fine, Rail Position: +7m 800m-400m, +5m Remainder



Section	Overall	L1000	L800	L600	L400	L200
Section Times	1:11.39 [2] (0:14.38)	0:57.01 [6] (0:10.72)	0:46.29 [3] (0:11.37)	0:34.92 [3] (0:11.46)	0:23.46 [2] (0:11.45)	0:12.01 [3] (0:12.01)
Average Speed [km/h]	50.0	67.4	64.0	64.3	63.8	59.9
Top Speed [km/h]	65.6	68.5	65.5	65.6	64.8	62.6
Avg. Dist. to Rail [m]	1.8	0.4	2.3	5.4	7.2	6.7
Avg. Stride Freq. [Hz]	2.3	2.5	2.4	2.5	2.5	2.4
Avg. Stride Length [m]	6.0	7.5	7.4	7.3	7.1	6.8



- [ ] Ranking at each section and finish
- :-:- No data available at this section
- NA No data available

Horse/Jockey Name	THEORIZER
Finish Rank	3
Fastest Section Time (Section)	0:10.92 (L1000)
Top Speed [km/h] (Section)	66.2 (L1000)
Race State	Finished



Gawler SA - Professional

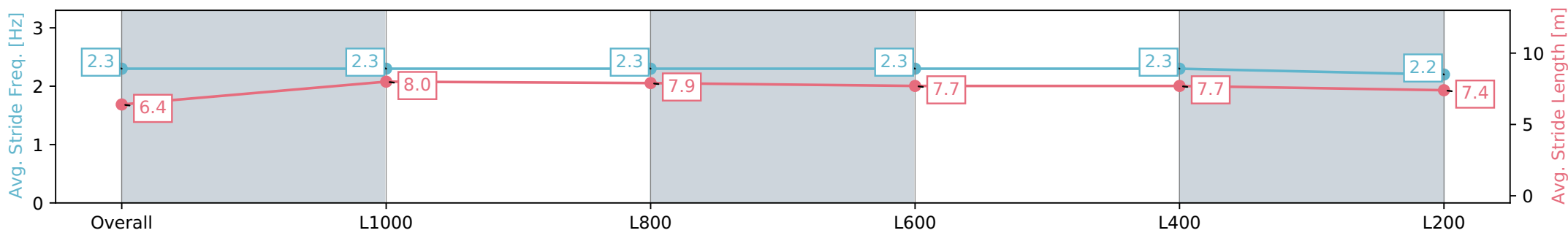
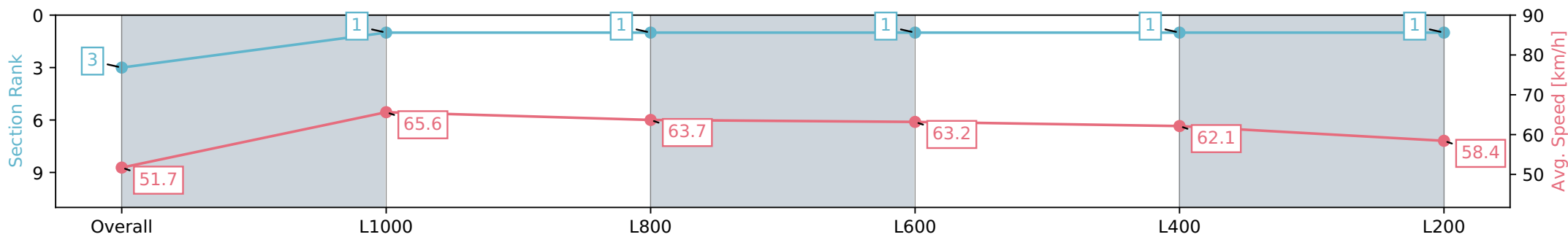
Race 2: Matrix Solar Solutions Maiden Plate - 1200m

14 February 2024 - 2:15PM

Track Rating: Soft 5, Weather: Fine, Rail Position: +7m 800m-400m, +5m Remainder



Section	Overall	L1000	L800	L600	L400	L200
Section Times	1:11.61 [3] (0:13.95)	0:57.66 [1] (0:10.92)	0:46.74 [1] (0:11.32)	0:35.42 [1] (0:11.46)	0:23.96 [1] (0:11.62)	0:12.34 [1] (0:12.34)
Average Speed [km/h]	51.7	65.6	63.7	63.2	62.1	58.4
Top Speed [km/h]	65.9	66.2	64.9	64.0	63.6	60.9
Avg. Dist. to Rail [m]	4.1	0.7	0.3	1.8	1.7	1.0
Avg. Stride Freq. [Hz]	2.3	2.3	2.3	2.3	2.3	2.2
Avg. Stride Length [m]	6.4	8.0	7.9	7.7	7.7	7.4



- [ ] Ranking at each section and finish
- :-:- No data available at this section
- NA No data available

Horse/Jockey Name	RADIANT KNIGHT
Finish Rank	4
Fastest Section Time (Section)	0:10.93 (L1000)
Top Speed [km/h] (Section)	67.6 (L1000)
Race State	Finished



Gawler SA - Professional

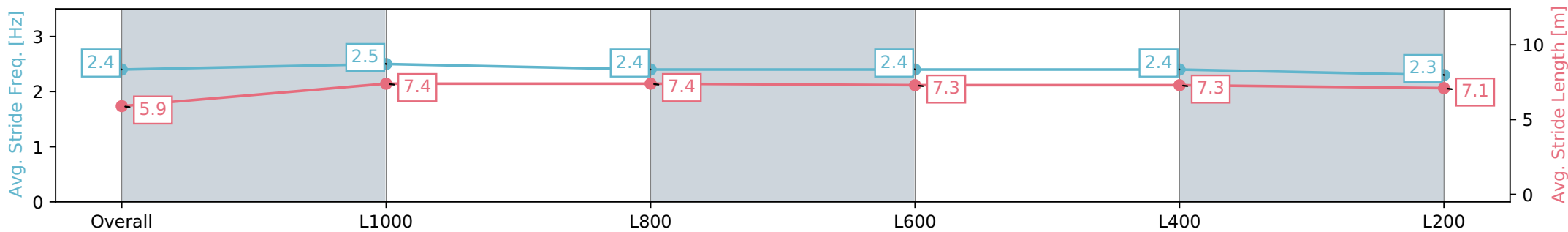
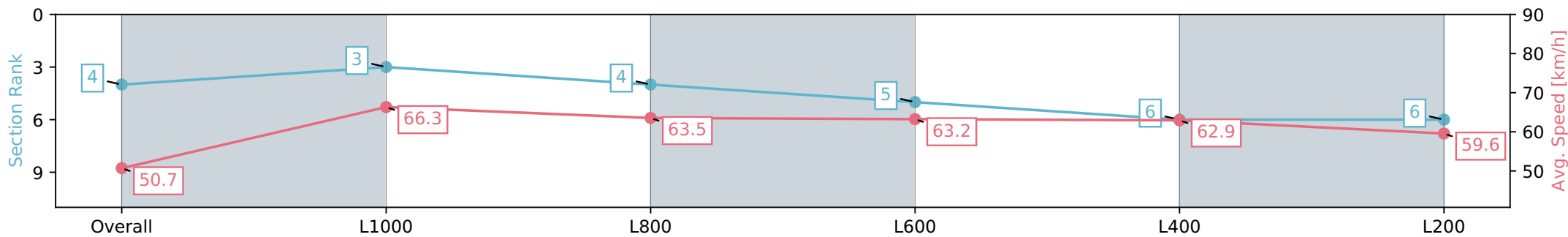
Race 2: Matrix Solar Solutions Maiden Plate - 1200m

14 February 2024 - 2:15PM

Track Rating: Soft 5, Weather: Fine, Rail Position: +7m 800m-400m, +5m Remainder



Section	Overall	L1000	L800	L600	L400	L200
Section Times	1:11.87 [4] (0:14.22)	0:57.65 [3] (0:10.93)	0:46.72 [4] (0:11.50)	0:35.22 [5] (0:11.55)	0:23.67 [6] (0:11.56)	0:12.10 [6] (0:12.10)
Average Speed [km/h]	50.7	66.3	63.5	63.2	62.9	59.6
Top Speed [km/h]	66.3	67.6	64.7	64.0	64.7	61.4
Avg. Dist. to Rail [m]	3.3	1.2	2.8	3.2	5.8	5.5
Avg. Stride Freq. [Hz]	2.4	2.5	2.4	2.4	2.4	2.3
Avg. Stride Length [m]	5.9	7.4	7.4	7.3	7.3	7.1



- [ ] Ranking at each section and finish
- :-:- No data available at this section
- NA No data available

Horse/Jockey Name	INNER SANCTUM
Finish Rank	5
Fastest Section Time (Section)	0:10.93 (L1000)
Top Speed [km/h] (Section)	67.1 (L1000)
Race State	Finished



Gawler SA - Professional

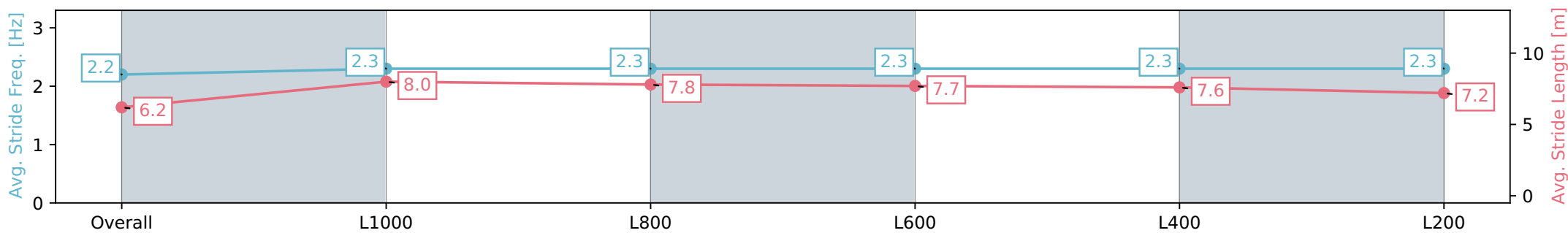
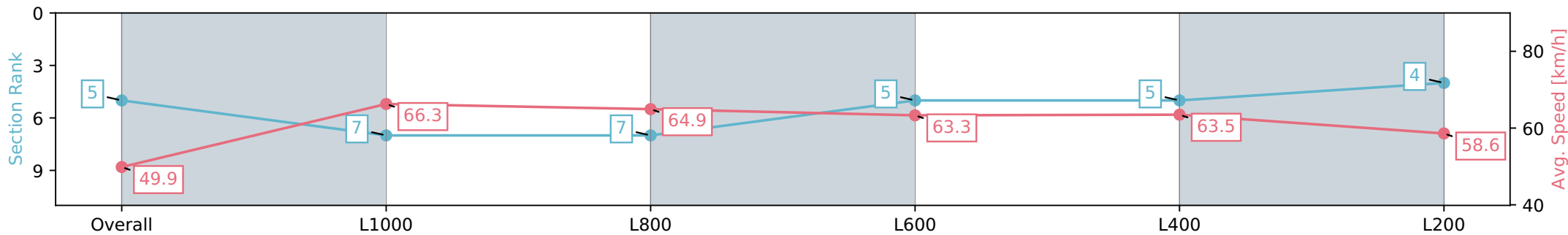
Race 2: Matrix Solar Solutions Maiden Plate - 1200m

14 February 2024 - 2:15PM

Track Rating: Soft 5, Weather: Fine, Rail Position: +7m 800m-400m, +5m Remainder



Section	Overall	L1000	L800	L600	L400	L200
Section Times	1:11.88 [5] (0:14.46)	0:57.42 [7] (0:10.93)	0:46.49 [7] (0:11.26)	0:35.23 [5] (0:11.53)	0:23.70 [5] (0:11.40)	0:12.30 [4] (0:12.30)
Average Speed [km/h]	49.9	66.3	64.9	63.3	63.5	58.6
Top Speed [km/h]	65.0	67.1	66.2	63.6	64.6	61.5
Avg. Dist. to Rail [m]	1.9	1.7	2.4	3.3	2.3	1.8
Avg. Stride Freq. [Hz]	2.2	2.3	2.3	2.3	2.3	2.3
Avg. Stride Length [m]	6.2	8.0	7.8	7.7	7.6	7.2



- [ ] Ranking at each section and finish
- :-:- No data available at this section
- NA No data available

Horse/Jockey Name	ZION'S GATE
Finish Rank	6
Fastest Section Time (Section)	0:10.84 (L1000)
Top Speed [km/h] (Section)	68.1 (L1000)
Race State	Finished



Gawler SA - Professional

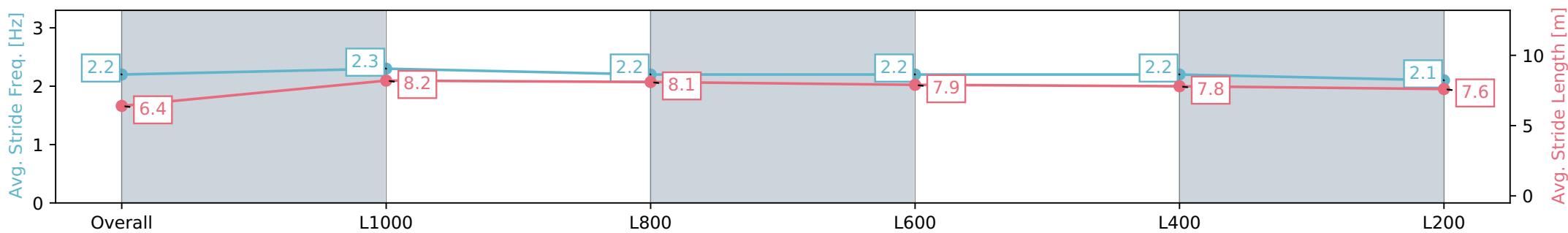
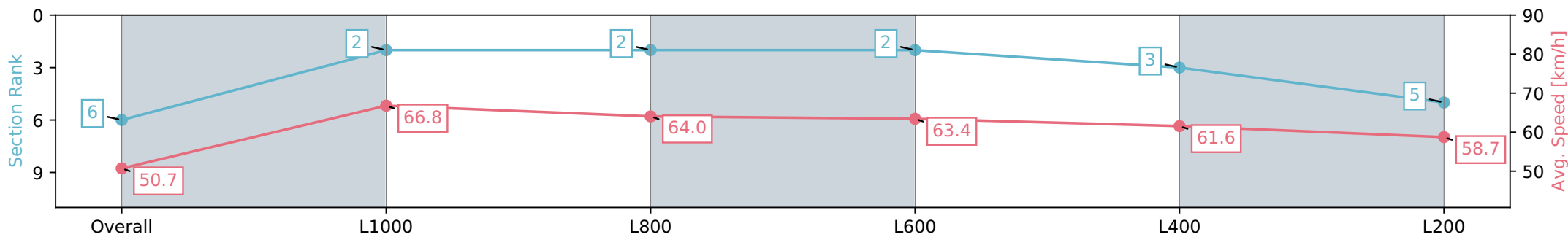
Race 2: Matrix Solar Solutions Maiden Plate - 1200m

14 February 2024 - 2:15PM

Track Rating: Soft 5, Weather: Fine, Rail Position: +7m 800m-400m, +5m Remainder



Section	Overall	L1000	L800	L600	L400	L200
Section Times	1:11.99 [6] (0:14.21)	0:57.78 [2] (0:10.84)	0:46.94 [2] (0:11.39)	0:35.55 [2] (0:11.49)	0:24.06 [3] (0:11.80)	0:12.26 [5] (0:12.26)
Average Speed [km/h]	50.7	66.8	64.0	63.4	61.6	58.7
Top Speed [km/h]	65.4	68.1	65.4	64.0	63.6	60.4
Avg. Dist. to Rail [m]	2.0	1.2	2.2	3.0	4.0	4.1
Avg. Stride Freq. [Hz]	2.2	2.3	2.2	2.2	2.2	2.1
Avg. Stride Length [m]	6.4	8.2	8.1	7.9	7.8	7.6



Report Created: Wed 14 February 2024 15:05:49 GMT+11 (Note: Timing is based on positional data)

- [ ] Ranking at each section and finish
- :-:- No data available at this section
- NA No data available

Horse/Jockey Name	WE'VE GOTTA DEEL
Finish Rank	7
Fastest Section Time (Section)	0:10.92 (L1000)
Top Speed [km/h] (Section)	67.4 (L1000)
Race State	Finished



Gawler SA - Professional

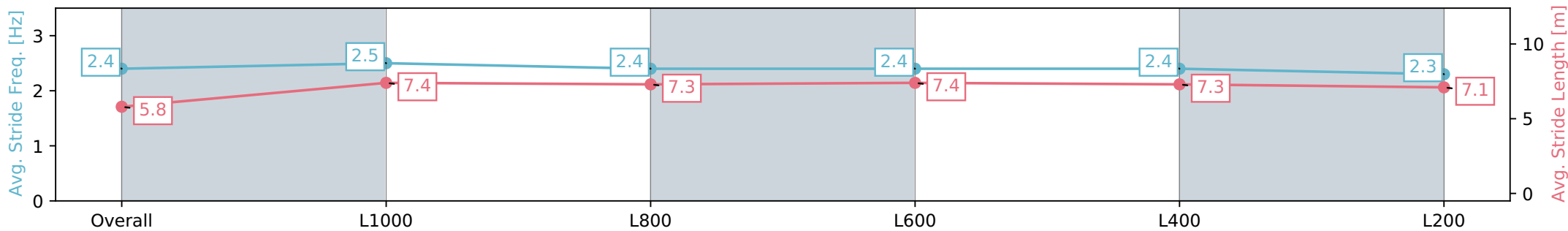
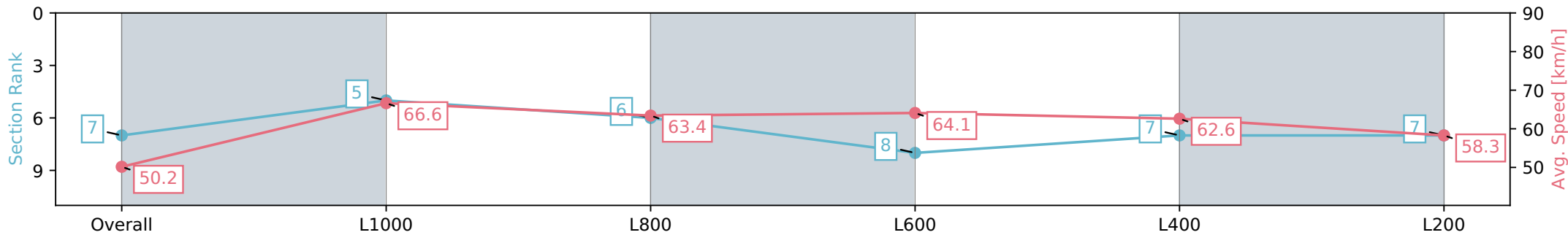
Race 2: Matrix Solar Solutions Maiden Plate - 1200m

14 February 2024 - 2:15PM

Track Rating: Soft 5, Weather: Fine, Rail Position: +7m 800m-400m, +5m Remainder



Section	Overall	L1000	L800	L600	L400	L200
Section Times	1:12.28 [7] (0:14.36)	0:57.92 [5] (0:10.92)	0:47.00 [6] (0:11.59)	0:35.41 [8] (0:11.47)	0:23.94 [7] (0:11.61)	0:12.33 [7] (0:12.33)
Average Speed [km/h]	50.2	66.6	63.4	64.1	62.6	58.3
Top Speed [km/h]	66.9	67.4	64.8	66.3	65.4	61.7
Avg. Dist. to Rail [m]	6.4	3.3	3.5	4.3	5.8	6.0
Avg. Stride Freq. [Hz]	2.4	2.5	2.4	2.4	2.4	2.3
Avg. Stride Length [m]	5.8	7.4	7.3	7.4	7.3	7.1



- [ ] Ranking at each section and finish
- :-:- No data available at this section
- NA No data available



Horse/Jockey Name	LUDO
Finish Rank	8
Fastest Section Time (Section)	0:11.08 (L800)
Top Speed [km/h] (Section)	67.5 (L800)
Race State	Finished



Gawler SA - Professional

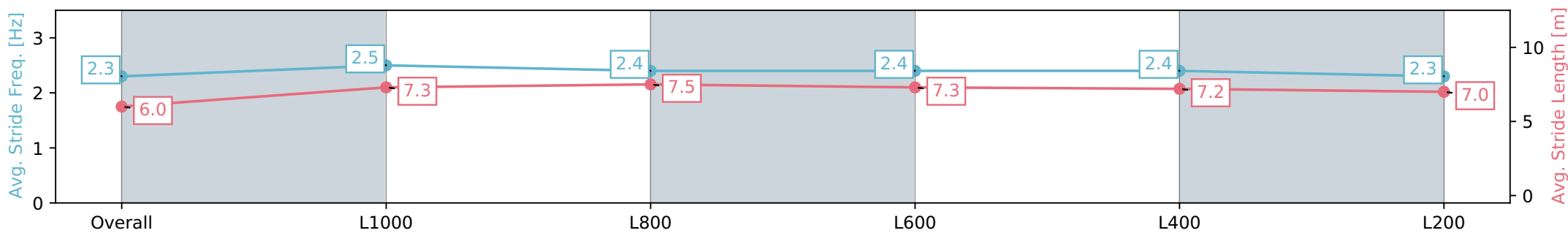
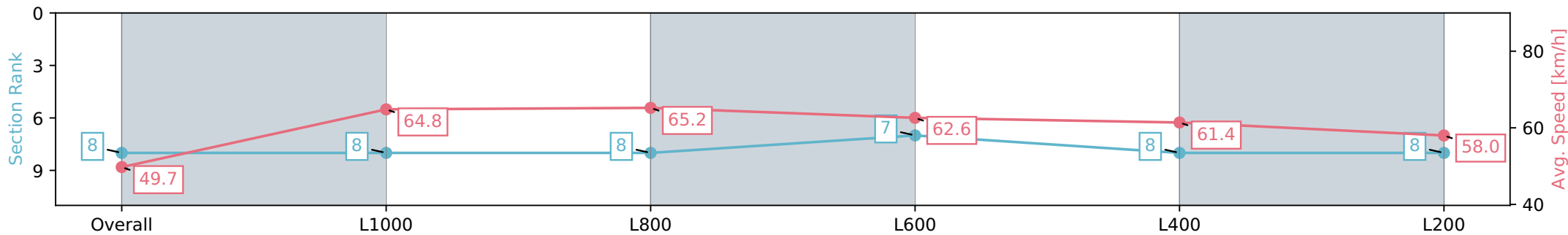
Race 2: Matrix Solar Solutions Maiden Plate - 1200m

14 February 2024 - 2:15PM

Track Rating: Soft 5, Weather: Fine, Rail Position: +7m 800m-400m, +5m Remainder



Section	Overall	L1000	L800	L600	L400	L200
Section Times	1:12.52 [8] (0:14.47)	0:58.05 [8] (0:11.13)	0:46.92 [8] (0:11.08)	0:35.84 [7] (0:11.69)	0:24.15 [8] (0:11.74)	0:12.41 [8] (0:12.41)
Average Speed [km/h]	49.7	64.8	65.2	62.6	61.4	58.0
Top Speed [km/h]	64.9	65.7	67.5	63.4	63.3	60.5
Avg. Dist. to Rail [m]	4.1	0.8	1.0	2.7	1.3	1.0
Avg. Stride Freq. [Hz]	2.3	2.5	2.4	2.4	2.4	2.3
Avg. Stride Length [m]	6.0	7.3	7.5	7.3	7.2	7.0



- [ ] Ranking at each section and finish
- :-:- No data available at this section
- NA No data available