



RACING SA

Gawler SA

Race 9: Kingsford Hotel Handicap - 1506m

20 January 2024 - 5:31PM



Track Rating: Good 3, Weather: Fine, Rail Position: +5m 800m-400m, +3m Remainder

Section								Overall	L1400	L1200	L1000	L800	L600		
Field Times								1:29.57 (0:09.20)	1:20.39 (0:10.83)	1:09.56 (0:11.11)	0:58.45 (0:11.68)	0:46.77 (0:11.85)	0:34.92 (0:11.48)		
Position	#	Horse/Jockey	Barrier	Top Speed [km/h]	Fastest Section	First 400m								From Winner [m]	
1	12	BILLIE BRONX Alana Livesey	8	67.5 1400-1200	0:09.20 1600-1400	0:25.21	1:29.58 (0:09.20)	1:20.38 [2] (0:10.86)	1:09.52 [2] (0:11.14)	0:58.38 [2] (0:11.66)	0:46.72 [2] (0:11.89)	0:34.83 [2] (0:11.38)			
2	2	HUMBOLDT Kelsey Hannan	17	67.3 1400-1200	0:09.59 1600-1400	0:26.06	1:30.31 (0:09.59)	1:20.72 [10] (0:11.25)	1:09.47 [13] (0:11.37)	0:58.10 [13] (0:11.90)	0:46.20 [13] (0:11.87)	0:34.33 [13] (0:11.14)	+5		
3	3	MARVELOUS NIGHT Margaret Collett	3	67.8 1400-1200	0:09.19 1600-1400	0:25.11	1:30.38 (0:09.19)	1:21.19 [1] (0:10.83)	1:10.36 [1] (0:11.11)	0:59.25 [1] (0:11.67)	0:47.57 [1] (0:11.85)	0:35.73 [1] (0:11.49)	-3		
4	10	KARAKA KIWI Samuel Payne	6	67.0 1400-1200	0:09.46 1600-1400	0:25.57	1:30.44 (0:09.46)	1:20.98 [8] (0:10.91)	1:10.07 [5] (0:11.33)	0:58.74 [6] (0:11.84)	0:46.90 [6] (0:11.88)	0:35.02 [6] (0:11.35)	+4		
5	19	FINAL CHANCE Dom Tourneur	4	66.3 1400-1200	0:09.44 1600-1400	0:25.70	1:30.46 (0:09.44)	1:21.02 [7] (0:11.06)	1:09.96 [7] (0:11.36)	0:58.60 [8] (0:11.84)	0:46.76 [8] (0:11.89)	0:34.87 [10] (0:11.38)	+0		
6	5	SUPREME THUNDER Jacob Opperman	11	66.6 1400-1200	0:09.43 1600-1400	0:25.92	1:30.57 (0:09.43)	1:21.14 [6] (0:11.24)	1:09.90 [11] (0:11.41)	0:58.49 [12] (0:11.71)	0:46.78 [9] (0:11.68)	0:35.10 [8] (0:11.39)	+8		
7	14	CHELSEA CUBE Jake Toeroek	5	67.7 1400-1200	0:09.42 1600-1400	0:25.35	1:30.75 (0:09.42)	1:21.33 [5] (0:10.80)	1:10.53 [4] (0:11.16)	0:59.37 [3] (0:11.76)	0:47.61 [3] (0:11.85)	0:35.76 [3] (0:11.49)	-2		
8	16	WHENTHEDEELINGS DUN Sophie Logan	13	68.3 1400-1200	0:09.33 1600-1400	0:25.33	1:30.76 (0:09.33)	1:21.43 [3] (0:10.87)	1:10.56 [3] (0:11.21)	0:59.35 [4] (0:11.76)	0:47.59 [4] (0:11.85)	0:35.74 [4] (0:11.48)	+2		
9	1	DJANGO EXPRESS Teagan Voorham	10	66.5 1400-1200	0:09.62 1600-1400	0:25.83	1:30.77 (0:09.62)	1:21.15 [11] (0:10.98)	1:10.17 [9] (0:11.41)	0:58.76 [10] (0:11.86)	0:46.90 [12] (0:11.78)	0:35.12 [11] (0:11.43)	+3		
10	4	PORT ROYAL Rochelle Milnes	15	67.2 1400-1200	0:09.69 1600-1400	0:25.92	1:30.97 (0:09.69)	1:21.28 [13] (0:10.95)	1:10.33 [10] (0:11.39)	0:58.94 [11] (0:11.82)	0:47.12 [10] (0:11.59)	0:35.53 [7] (0:11.47)	+5		

Scratched: Angaston (#6), Prince Tikea (#7), Punchin (#9), Tiara Jewel (#15), Bene Magic (#17), Group Think (#18)

- [] Position in running at each section and finish
- # Saddle cloth number
- :-:- No data available at this section
- █ Background shading for fastest section
- NA No data available



RACING SA

Gawler SA

Race 9: Kingsford Hotel Handicap - 1506m

20 January 2024 - 5:31PM



Track Rating: Good 3, Weather: Fine, Rail Position: +5m 800m-400m, +3m Remainder

Section								Overall	L1400	L1200	L1000	L800	L600		
Field Times								1:29.57 (0:09.20)	1:20.39 (0:10.83)	1:09.56 (0:11.11)	0:58.45 (0:11.68)	0:46.77 (0:11.85)	0:34.92 (0:11.48)		
Position	#	Horse/Jockey	Barrier	Top Speed [km/h]	Fastest Section	First 400m									From Winner [m]
11	13	TAHNEE TREASURE	9	66.8	0:09.41	0:25.76	1:31.41	1:22.00 [4]	1:10.85 [8]	0:59.57 [7]	0:47.74 [7]	0:35.88 [9]		+2	
		Lachlan Neindorf		1400-1200	1600-1400		(0:09.41)	(0:11.15)	(0:11.27)	(0:11.84)	(0:11.86)	(0:11.17)			
12	8	PLAISIR	2	66.7	0:09.48	0:25.56	1:31.74	1:22.26 [9]	1:11.32 [6]	1:00.10 [5]	0:48.28 [5]	0:36.38 [5]		-4	
		Todd Pannell		1400-1200	1600-1400		(0:09.48)	(0:10.94)	(0:11.22)	(0:11.82)	(0:11.90)	(0:11.64)			
13	11	SNIZZI	1	66.4	0:09.69	0:25.91	1:32.02	1:22.33 [12]	1:11.30 [12]	1:00.07 [9]	0:48.17 [11]	0:36.21 [12]		-4	
		Jason Holder		1200-1000	1600-1400		(0:09.69)	(0:11.03)	(0:11.23)	(0:11.90)	(0:11.96)	(0:11.44)			

Scratched: Angaston (#6), Prince Tikea (#7), Punchin (#9), Tiara Jewel (#15), Bene Magic (#17), Group Think (#18)

- [] Position in running at each section and finish
- # Saddle cloth number
- :--:- No data available at this section
- Background shading for fastest section
- NA No data available



RACING SA

Gawler SA

Race 9: Kingsford Hotel Handicap - 1506m

20 January 2024 - 5:31PM



Track Rating: Good 3, Weather: Fine, Rail Position: +5m 800m-400m, +3m Remainder

Section						L400	L200						
Field Times						0:23.45 (0:11.31)	0:12.14 (0:12.14)						
Position	#	Horse/Jockey	Barrier	Top Speed [km/h]	Fastest Section	First 400m			Margin				From Winner [m]
1	12	BILLIE BRONX Alana Livesey	8	67.5 1400-1200	0:09.20 1600-1400	0:25.21	0:23.45 [1] (0:11.31)	0:12.14 [1] (0:12.14)	1:29.58				
2	2	HUMBOLDT Kelsey Hannan	17	67.3 1400-1200	0:09.59 1600-1400	0:26.06	0:23.19 [12] (0:11.35)	0:11.84 [9] (0:11.84)	4.6L				+5
3	3	MARVELOUS NIGHT Margaret Collett	3	67.8 1400-1200	0:09.19 1600-1400	0:25.11	0:24.24 [2] (0:11.59)	0:12.65 [2] (0:12.65)	5.1L				-3
4	10	KARAKA KIWI Samuel Payne	6	67.0 1400-1200	0:09.46 1600-1400	0:25.57	0:23.67 [6] (0:11.53)	0:12.14 [5] (0:12.14)	5.4L				+4
5	19	FINAL CHANCE Dom Tourneur	4	66.3 1400-1200	0:09.44 1600-1400	0:25.70	0:23.49 [9] (0:11.43)	0:12.06 [6] (0:12.06)	5.5L				+0
6	5	SUPREME THUNDER Jacob Opperman	11	66.6 1400-1200	0:09.43 1600-1400	0:25.92	0:23.71 [7] (0:11.55)	0:12.16 [7] (0:12.16)	6.2L				+8
7	14	CHELSEA CUBE Jake Toeroek	5	67.7 1400-1200	0:09.42 1600-1400	0:25.35	0:24.27 [3] (0:11.72)	0:12.55 [4] (0:12.55)	7.4L				-2
8	16	WHENTHEDEELINGS DUN Sophie Logan	13	68.3 1400-1200	0:09.33 1600-1400	0:25.33	0:24.26 [4] (0:11.69)	0:12.56 [3] (0:12.56)	7.5L				+2
9	1	DJANGO EXPRESS Teagan Voorham	10	66.5 1400-1200	0:09.62 1600-1400	0:25.83	0:23.69 [11] (0:11.51)	0:12.18 [11] (0:12.18)	7.5L				+3
10	4	PORT ROYAL Rochelle Milnes	15	67.2 1400-1200	0:09.69 1600-1400	0:25.92	0:24.06 [8] (0:11.56)	0:12.49 [10] (0:12.49)	8.8L				+5

Scratched: Angaston (#6), Prince Tikea (#7), Punchin (#9), Tiara Jewel (#15), Bene Magic (#17), Group Think (#18)



RACING SA

Gawler SA
Race 9: Kingsford Hotel Handicap - 1506m
20 January 2024 - 5:31PM



Track Rating: Good 3, Weather: Fine, Rail Position: +5m 800m-400m, +3m Remainder

Section

Field Times

L400 0:23.45 (0:11.31)
L200 0:12.14 (0:12.14)

Table with columns: Position, #, Horse/Jockey, Barrier, Top Speed [km/h], Fastest Section, First 400m, Margin, From Winner [m]. Rows include TAHNEE TREASURE, PLAISIR, and SNIZZI.

Scratched: Angaston (#6), Prince Tikea (#7), Punchin (#9), Tiara Jewel (#15), Bene Magic (#17), Group Think (#18)

- [] Position in running at each section and finish
Saddle cloth number
-:-:- No data available at this section
NA No data available

Horse/Jockey Name	BILLIE BRONX
Finish Rank	1
Fastest Section Time (Section)	0:09.20 (Overall)
Top Speed [km/h] (Section)	67.5 (L1400)
Race State	Finished



Gawler SA - Professional

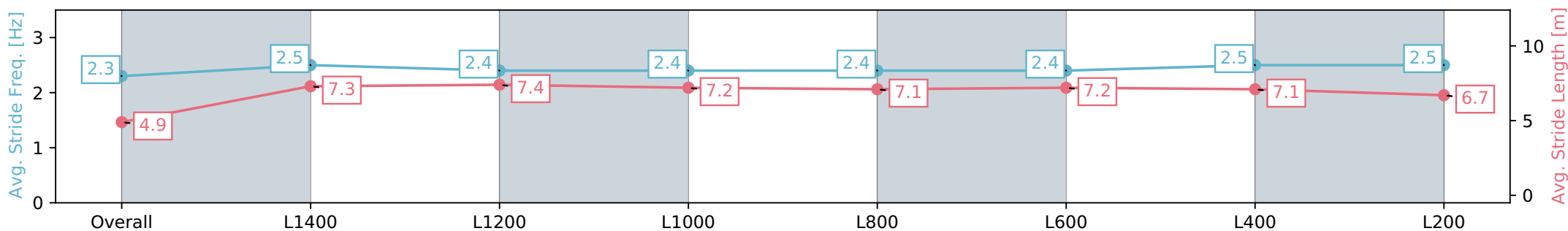
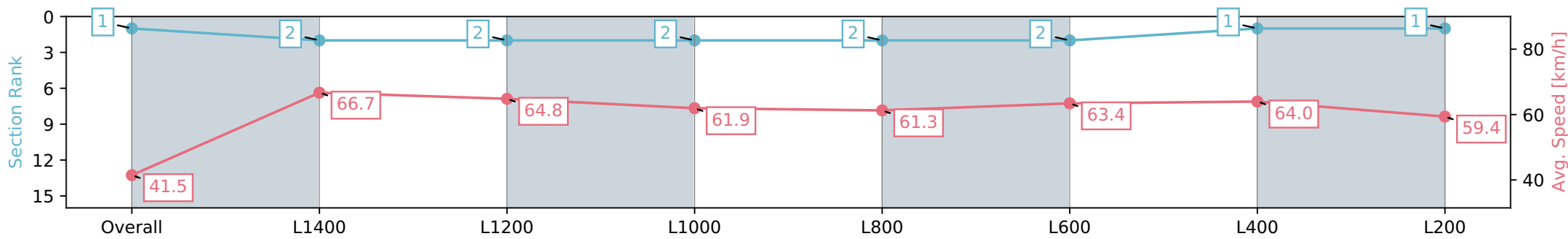
Race 9: Kingsford Hotel Handicap - 1506m

20 January 2024 - 5:31PM

Track Rating: Good 3, Weather: Fine, Rail Position: +5m
800m-400m, +3m Remainder



Section	Overall	L1400	L1200	L1000	L800	L600	L400	L200
Section Times	1:29.57 [1] (0:09.20)	1:20.38 [2] (0:10.86)	1:09.52 [2] (0:11.14)	0:58.38 [2] (0:11.66)	0:46.72 [2] (0:11.89)	0:34.83 [2] (0:11.38)	0:23.45 [1] (0:11.31)	0:12.14 [1] (0:12.14)
Average Speed [km/h]	41.5	66.7	64.8	61.9	61.3	63.4	64.0	59.4
Top Speed [km/h]	65.2	67.5	66.3	63.2	63.3	64.6	65.2	62.4
Avg. Dist. to Rail [m]	7.4	4.1	1.6	1.6	1.8	1.0	2.4	0.5
Avg. Stride Freq. [Hz]	2.3	2.5	2.4	2.4	2.4	2.4	2.5	2.5
Avg. Stride Length [m]	4.9	7.3	7.4	7.2	7.1	7.2	7.1	6.7



- [] Ranking at each section and finish
- :-:- No data available at this section
- NA No data available

Horse/Jockey Name	HUMBOLDT
Finish Rank	2
Fastest Section Time (Section)	0:09.59 (Overall)
Top Speed [km/h] (Section)	67.3 (L1400)
Race State	Finished



Gawler SA - Professional

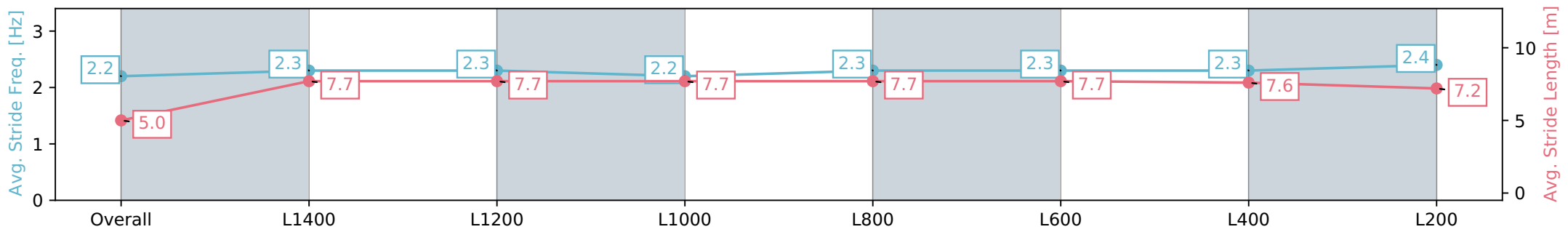
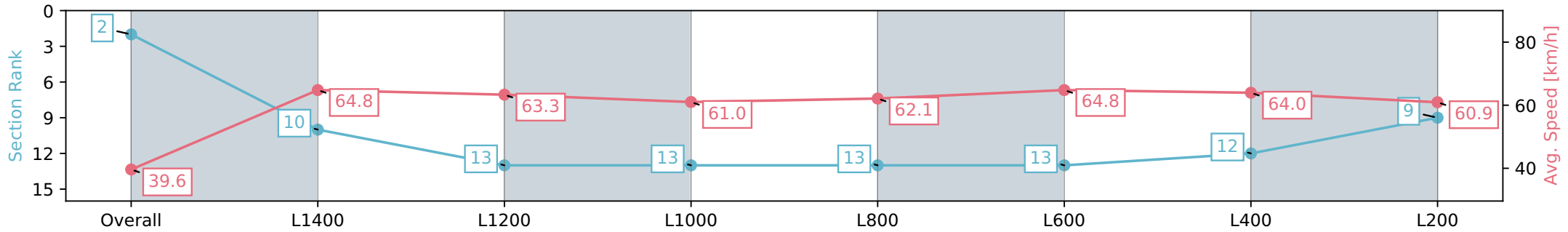
Race 9: Kingsford Hotel Handicap - 1506m

20 January 2024 - 5:31PM

Track Rating: Good 3, Weather: Fine, Rail Position: +5m
800m-400m, +3m Remainder



Section	Overall	L1400	L1200	L1000	L800	L600	L400	L200
Section Times	1:30.31 [2] (0:09.59)	1:20.72 [10] (0:11.25)	1:09.47 [13] (0:11.37)	0:58.10 [13] (0:11.90)	0:46.20 [13] (0:11.87)	0:34.33 [13] (0:11.14)	0:23.19 [12] (0:11.35)	0:11.84 [9] (0:11.84)
Average Speed [km/h]	39.6	64.8	63.3	61.0	62.1	64.8	64.0	60.9
Top Speed [km/h]	61.2	67.3	66.6	62.1	64.0	66.5	65.5	63.9
Avg. Dist. to Rail [m]	12.3	6.0	2.4	3.4	3.0	1.3	4.7	7.5
Avg. Stride Freq. [Hz]	2.2	2.3	2.3	2.2	2.3	2.3	2.3	2.4
Avg. Stride Length [m]	5.0	7.7	7.7	7.7	7.7	7.7	7.6	7.2



- [] Ranking at each section and finish
- :-:- No data available at this section
- NA No data available

Horse/Jockey Name	MARVELOUS NIGHT
Finish Rank	3
Fastest Section Time (Section)	0:09.19 (Overall)
Top Speed [km/h] (Section)	67.8 (L1400)
Race State	Finished



Gawler SA - Professional

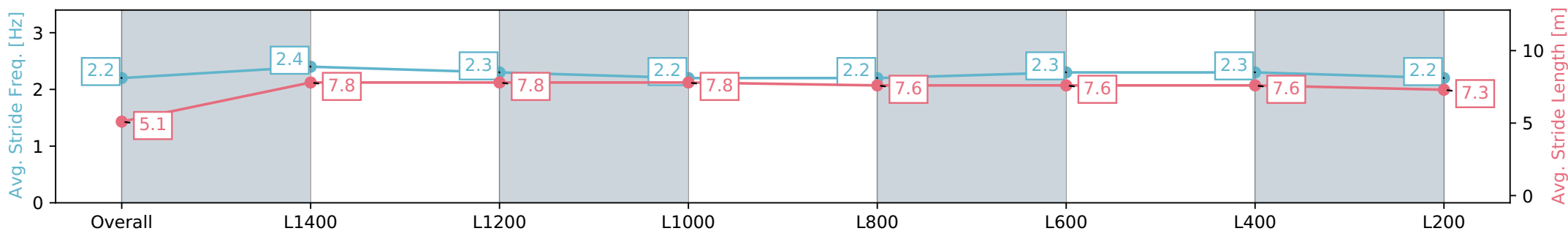
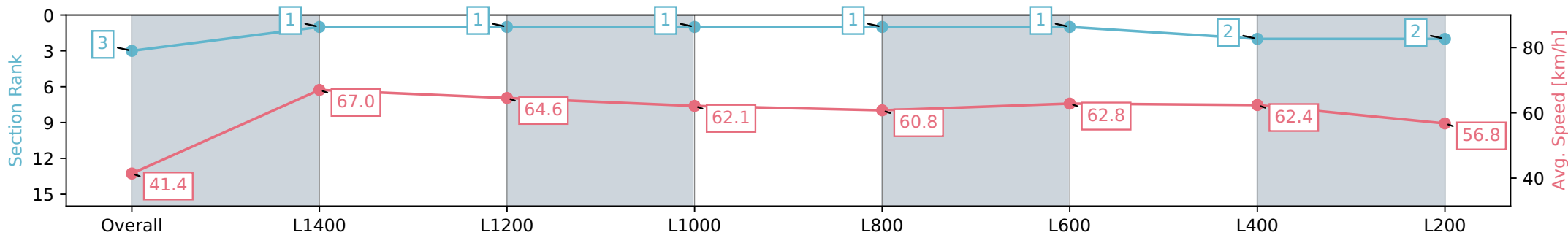
Race 9: Kingsford Hotel Handicap - 1506m

20 January 2024 - 5:31PM

Track Rating: Good 3, Weather: Fine, Rail Position: +5m
800m-400m, +3m Remainder



Section	Overall	L1400	L1200	L1000	L800	L600	L400	L200
Section Times	1:30.38 [3] (0:09.19)	1:21.19 [1] (0:10.83)	1:10.36 [1] (0:11.11)	0:59.25 [1] (0:11.67)	0:47.57 [1] (0:11.85)	0:35.73 [1] (0:11.49)	0:24.24 [2] (0:11.59)	0:12.65 [2] (0:12.65)
Average Speed [km/h]	41.4	67.0	64.6	62.1	60.8	62.8	62.4	56.8
Top Speed [km/h]	64.6	67.8	67.4	63.4	61.9	64.2	64.1	59.1
Avg. Dist. to Rail [m]	5.3	2.8	0.8	1.1	0.6	0.5	0.9	0.8
Avg. Stride Freq. [Hz]	2.2	2.4	2.3	2.2	2.2	2.3	2.3	2.2
Avg. Stride Length [m]	5.1	7.8	7.8	7.8	7.6	7.6	7.6	7.3



Report Created: Sat 20 January 2024 18:23:57 GMT+11 (Note: Timing is based on positional data)

- [] Ranking at each section and finish
- :-:- No data available at this section
- NA No data available

Horse/Jockey Name	KARAKA KIWI
Finish Rank	4
Fastest Section Time (Section)	0:09.46 (Overall)
Top Speed [km/h] (Section)	67.0 (L1400)
Race State	Finished



Gawler SA - Professional

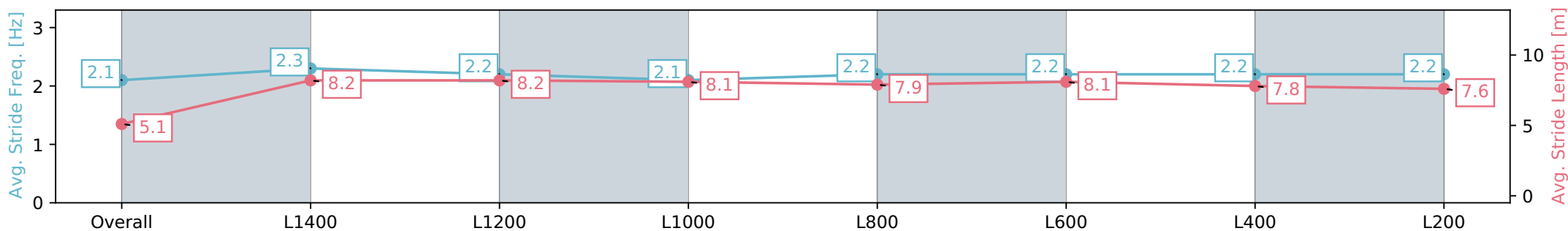
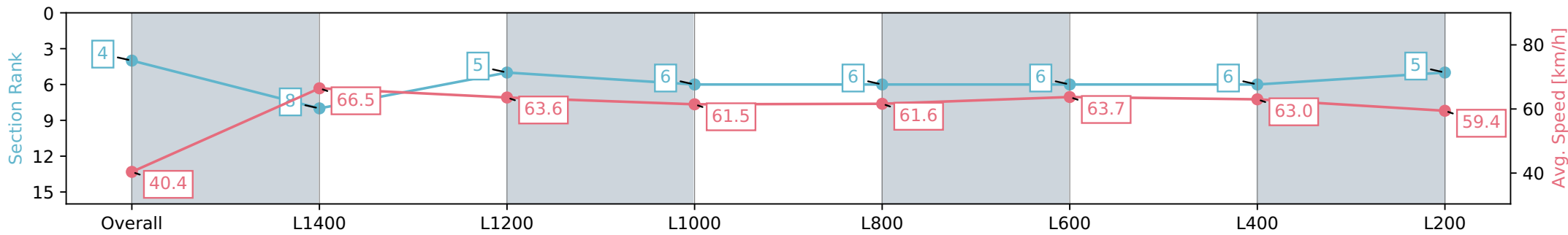
Race 9: Kingsford Hotel Handicap - 1506m

20 January 2024 - 5:31PM

Track Rating: Good 3, Weather: Fine, Rail Position: +5m
800m-400m, +3m Remainder



Section	Overall	L1400	L1200	L1000	L800	L600	L400	L200
Section Times	1:30.44 [4] (0:09.46)	1:20.98 [8] (0:10.91)	1:10.07 [5] (0:11.33)	0:58.74 [6] (0:11.84)	0:46.90 [6] (0:11.88)	0:35.02 [6] (0:11.35)	0:23.67 [6] (0:11.53)	0:12.14 [5] (0:12.14)
Average Speed [km/h]	40.4	66.5	63.6	61.5	61.6	63.7	63.0	59.4
Top Speed [km/h]	66.6	67.0	66.2	62.3	64.0	64.9	64.2	61.3
Avg. Dist. to Rail [m]	6.9	4.3	2.3	2.9	2.3	2.2	3.6	3.2
Avg. Stride Freq. [Hz]	2.1	2.3	2.2	2.1	2.2	2.2	2.2	2.2
Avg. Stride Length [m]	5.1	8.2	8.2	8.1	7.9	8.1	7.8	7.6



Report Created: Sat 20 January 2024 18:24:01 GMT+11 (Note: Timing is based on positional data)

- [] Ranking at each section and finish
- :-:- No data available at this section
- NA No data available

Horse/Jockey Name	FINAL CHANCE
Finish Rank	5
Fastest Section Time (Section)	0:09.44 (Overall)
Top Speed [km/h] (Section)	66.3 (L1400)
Race State	Finished



Gawler SA - Professional

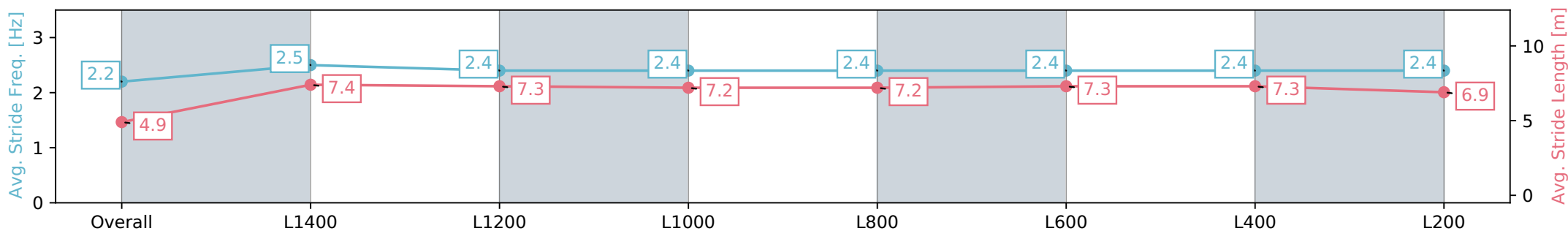
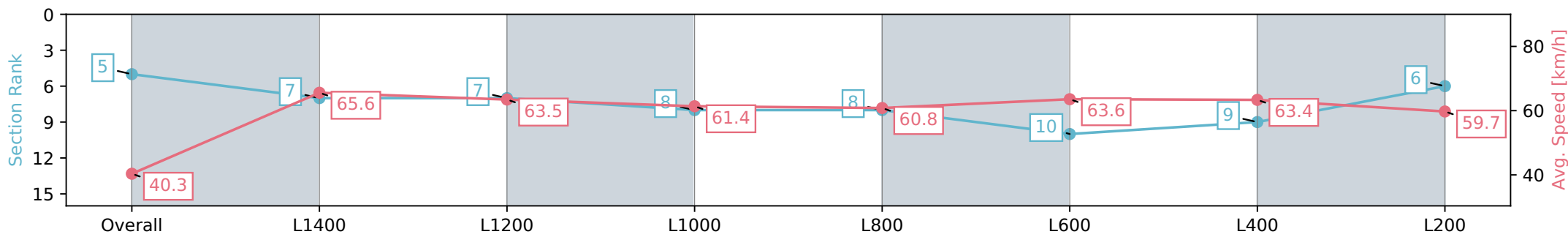
Race 9: Kingsford Hotel Handicap - 1506m

20 January 2024 - 5:31PM

Track Rating: Good 3, Weather: Fine, Rail Position: +5m
800m-400m, +3m Remainder



Section	Overall	L1400	L1200	L1000	L800	L600	L400	L200
Section Times	1:30.46 [5] (0:09.44)	1:21.02 [7] (0:11.06)	1:09.96 [7] (0:11.36)	0:58.60 [8] (0:11.84)	0:46.76 [8] (0:11.89)	0:34.87 [10] (0:11.38)	0:23.49 [9] (0:11.43)	0:12.06 [6] (0:12.06)
Average Speed [km/h]	40.3	65.6	63.5	61.4	60.8	63.6	63.4	59.7
Top Speed [km/h]	63.1	66.3	66.0	62.6	63.1	65.0	64.8	62.4
Avg. Dist. to Rail [m]	6.2	3.9	2.3	2.5	1.0	1.2	2.6	2.7
Avg. Stride Freq. [Hz]	2.2	2.5	2.4	2.4	2.4	2.4	2.4	2.4
Avg. Stride Length [m]	4.9	7.4	7.3	7.2	7.2	7.3	7.3	6.9



- [] Ranking at each section and finish
- :-:- No data available at this section
- NA No data available

Horse/Jockey Name	SUPREME THUNDER
Finish Rank	6
Fastest Section Time (Section)	0:09.43 (Overall)
Top Speed [km/h] (Section)	66.6 (L1400)
Race State	Finished



Gawler SA - Professional

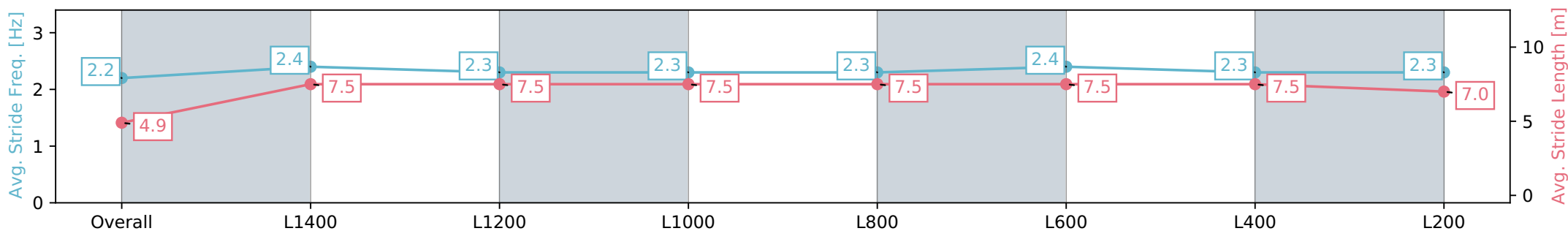
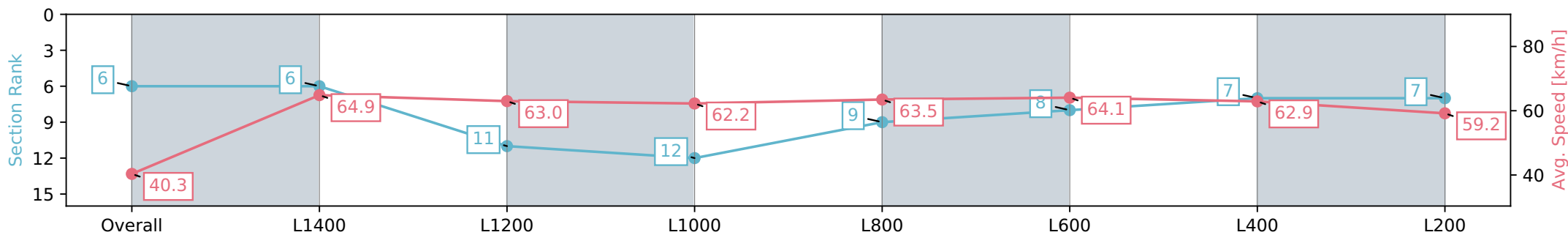
Race 9: Kingsford Hotel Handicap - 1506m

20 January 2024 - 5:31PM

Track Rating: Good 3, Weather: Fine, Rail Position: +5m
800m-400m, +3m Remainder



Section	Overall	L1400	L1200	L1000	L800	L600	L400	L200
Section Times	1:30.56 [6] (0:09.43)	1:21.14 [6] (0:11.24)	1:09.90 [11] (0:11.41)	0:58.49 [12] (0:11.71)	0:46.78 [9] (0:11.68)	0:35.10 [8] (0:11.39)	0:23.71 [7] (0:11.55)	0:12.16 [7] (0:12.16)
Average Speed [km/h]	40.3	64.9	63.0	62.2	63.5	64.1	62.9	59.2
Top Speed [km/h]	62.3	66.6	65.8	63.4	64.7	65.0	64.3	61.4
Avg. Dist. to Rail [m]	8.7	5.5	3.3	4.2	4.2	3.3	4.8	5.3
Avg. Stride Freq. [Hz]	2.2	2.4	2.3	2.3	2.3	2.4	2.3	2.3
Avg. Stride Length [m]	4.9	7.5	7.5	7.5	7.5	7.5	7.5	7.0



- [] Ranking at each section and finish
- :-:- No data available at this section
- NA No data available

Horse/Jockey Name	CHELSEA CUBE
Finish Rank	7
Fastest Section Time (Section)	0:09.42 (Overall)
Top Speed [km/h] (Section)	67.7 (L1400)
Race State	Finished



Gawler SA - Professional

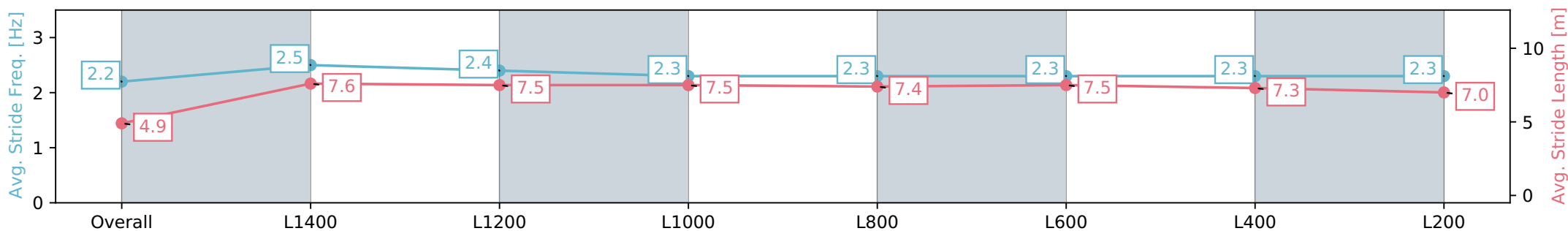
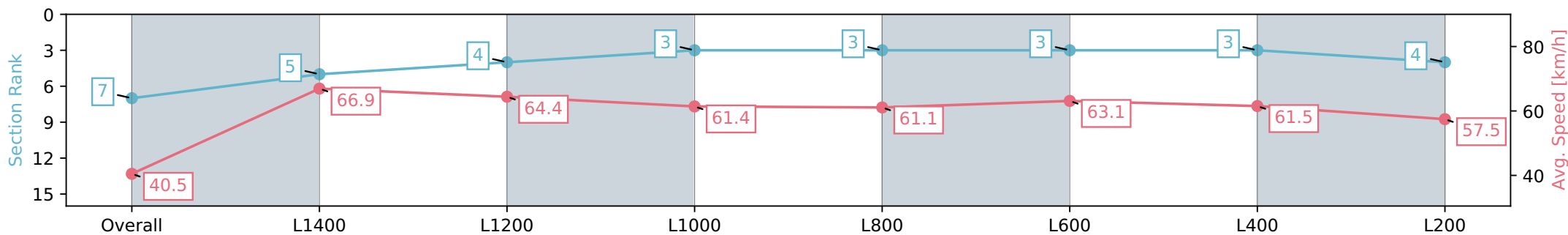
Race 9: Kingsford Hotel Handicap - 1506m

20 January 2024 - 5:31PM

Track Rating: Good 3, Weather: Fine, Rail Position: +5m
800m-400m, +3m Remainder



Section	Overall	L1400	L1200	L1000	L800	L600	L400	L200
Section Times	1:30.75 [7] (0:09.42)	1:21.33 [5] (0:10.80)	1:10.53 [4] (0:11.16)	0:59.37 [3] (0:11.76)	0:47.61 [3] (0:11.85)	0:35.76 [3] (0:11.49)	0:24.27 [3] (0:11.72)	0:12.55 [4] (0:12.55)
Average Speed [km/h]	40.5	66.9	64.4	61.4	61.1	63.1	61.5	57.5
Top Speed [km/h]	65.8	67.7	66.3	63.5	62.4	64.5	63.5	59.7
Avg. Dist. to Rail [m]	5.9	2.3	0.3	1.1	0.6	1.5	1.1	0.7
Avg. Stride Freq. [Hz]	2.2	2.5	2.4	2.3	2.3	2.3	2.3	2.3
Avg. Stride Length [m]	4.9	7.6	7.5	7.5	7.4	7.5	7.3	7.0



- [] Ranking at each section and finish
- :-:- No data available at this section
- NA No data available

Horse/Jockey Name	WHENTHEDEELINGSDUN
Finish Rank	8
Fastest Section Time (Section)	0:09.33 (Overall)
Top Speed [km/h] (Section)	68.3 (L1400)
Race State	Finished



Gawler SA - Professional

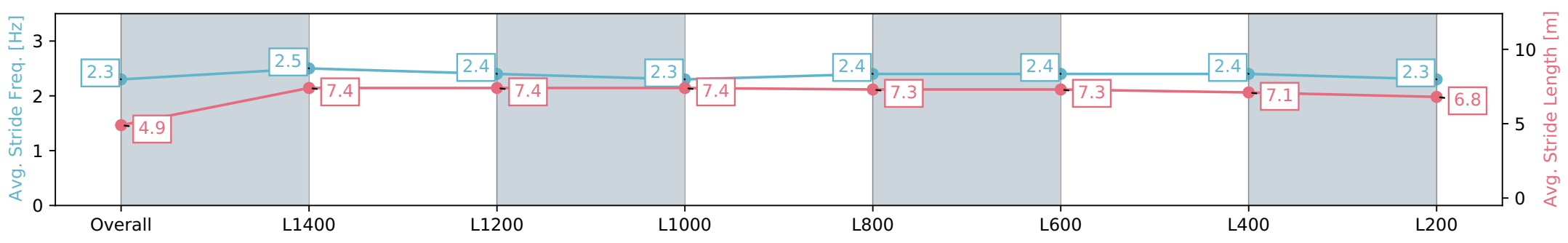
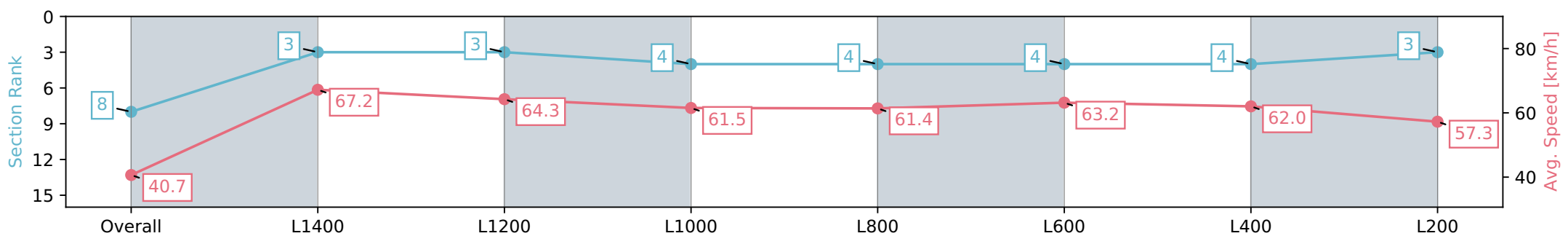
Race 9: Kingsford Hotel Handicap - 1506m

20 January 2024 - 5:31PM

Track Rating: Good 3, Weather: Fine, Rail Position: +5m
800m-400m, +3m Remainder



Section	Overall	L1400	L1200	L1000	L800	L600	L400	L200
Section Times	1:30.76 [8] (0:09.33)	1:21.43 [3] (0:10.87)	1:10.56 [3] (0:11.21)	0:59.35 [4] (0:11.76)	0:47.59 [4] (0:11.85)	0:35.74 [4] (0:11.48)	0:24.26 [4] (0:11.69)	0:12.56 [3] (0:12.56)
Average Speed [km/h]	40.7	67.2	64.3	61.5	61.4	63.2	62.0	57.3
Top Speed [km/h]	64.3	68.3	66.9	63.3	63.1	64.2	63.8	60.2
Avg. Dist. to Rail [m]	10.9	6.3	1.5	1.8	1.5	2.1	2.9	2.9
Avg. Stride Freq. [Hz]	2.3	2.5	2.4	2.3	2.4	2.4	2.4	2.3
Avg. Stride Length [m]	4.9	7.4	7.4	7.4	7.3	7.3	7.1	6.8



- [] Ranking at each section and finish
- :-:- No data available at this section
- NA No data available

Horse/Jockey Name	DJANGO EXPRESS
Finish Rank	9
Fastest Section Time (Section)	0:09.62 (Overall)
Top Speed [km/h] (Section)	66.5 (L1400)
Race State	Finished



Gawler SA - Professional

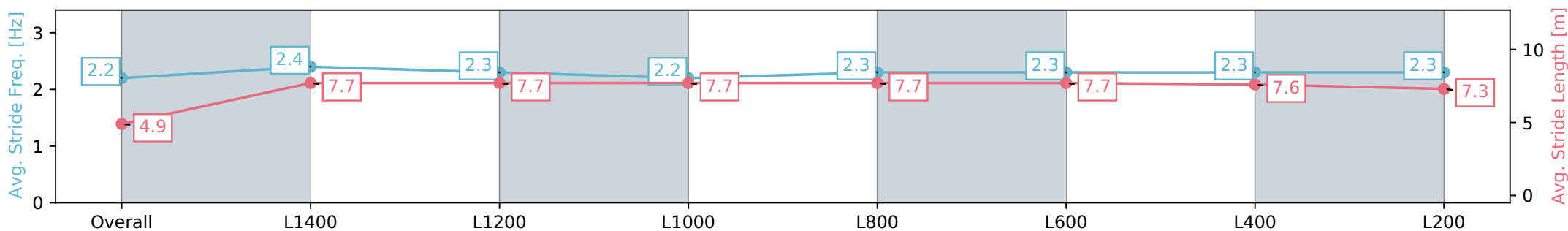
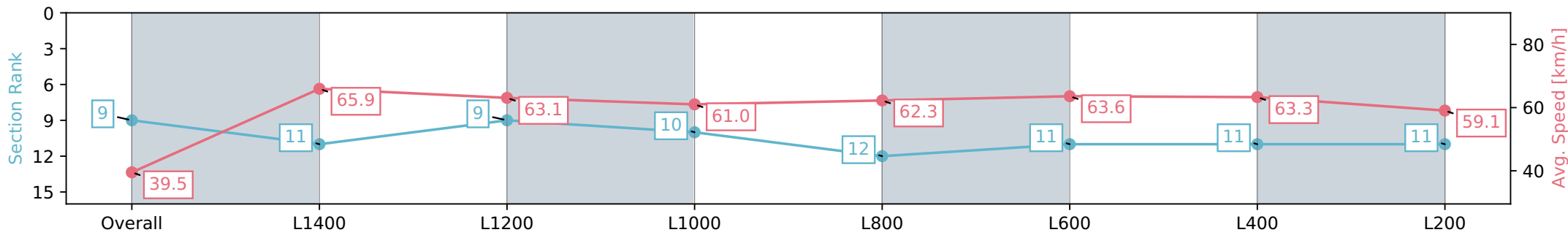
Race 9: Kingsford Hotel Handicap - 1506m

20 January 2024 - 5:31PM

Track Rating: Good 3, Weather: Fine, Rail Position: +5m
800m-400m, +3m Remainder



Section	Overall	L1400	L1200	L1000	L800	L600	L400	L200
Section Times	1:30.77 [9] (0:09.62)	1:21.15 [11] (0:10.98)	1:10.17 [9] (0:11.41)	0:58.76 [10] (0:11.86)	0:46.90 [12] (0:11.78)	0:35.12 [11] (0:11.43)	0:23.69 [11] (0:11.51)	0:12.18 [11] (0:12.18)
Average Speed [km/h]	39.5	65.9	63.1	61.0	62.3	63.6	63.3	59.1
Top Speed [km/h]	63.8	66.5	66.1	62.2	64.6	64.6	64.0	61.8
Avg. Dist. to Rail [m]	7.4	2.4	1.2	2.2	2.6	2.7	5.4	7.8
Avg. Stride Freq. [Hz]	2.2	2.4	2.3	2.2	2.3	2.3	2.3	2.3
Avg. Stride Length [m]	4.9	7.7	7.7	7.7	7.7	7.7	7.6	7.3



- [] Ranking at each section and finish
- :-:- No data available at this section
- NA No data available

Horse/Jockey Name	PORT ROYAL
Finish Rank	10
Fastest Section Time (Section)	0:09.69 (Overall)
Top Speed [km/h] (Section)	67.2 (L1400)
Race State	Finished



Gawler SA - Professional

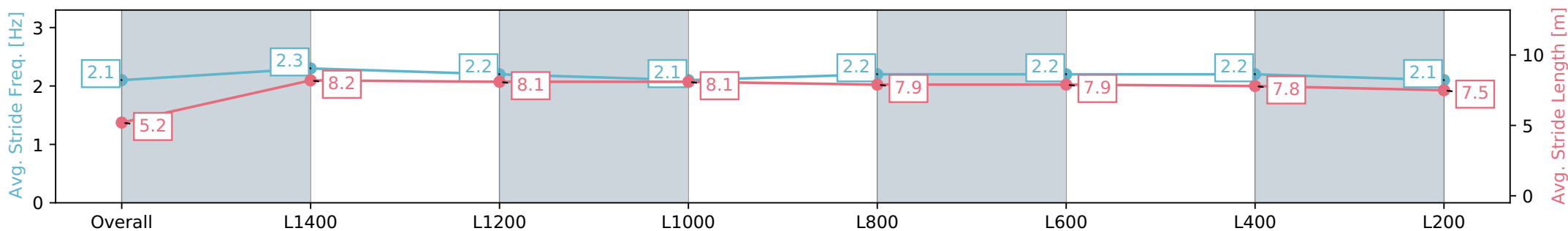
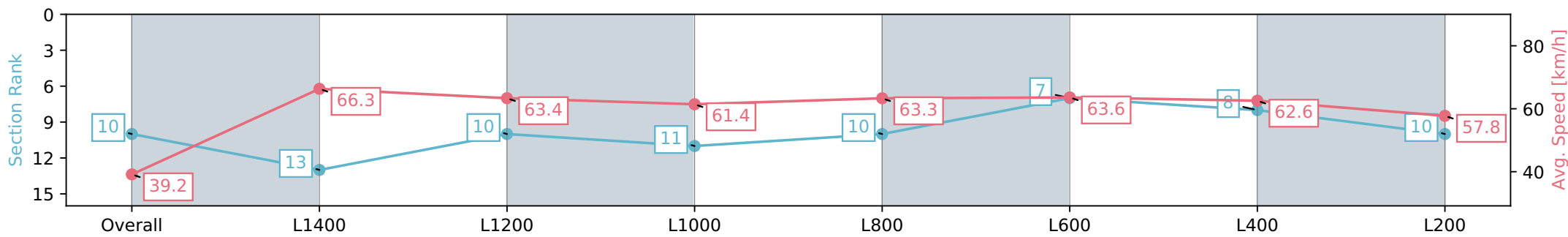
Race 9: Kingsford Hotel Handicap - 1506m

20 January 2024 - 5:31PM

Track Rating: Good 3, Weather: Fine, Rail Position: +5m
800m-400m, +3m Remainder



Section	Overall	L1400	L1200	L1000	L800	L600	L400	L200
Section Times	1:30.97 [10] (0:09.69)	1:21.28 [13] (0:10.95)	1:10.33 [10] (0:11.39)	0:58.94 [11] (0:11.82)	0:47.12 [10] (0:11.59)	0:35.53 [7] (0:11.47)	0:24.06 [8] (0:11.56)	0:12.49 [10] (0:12.49)
Average Speed [km/h]	39.2	66.3	63.4	61.4	63.3	63.6	62.6	57.8
Top Speed [km/h]	63.5	67.2	66.3	62.2	63.8	64.2	64.1	60.6
Avg. Dist. to Rail [m]	10.3	4.1	2.1	3.4	2.8	2.7	3.9	4.1
Avg. Stride Freq. [Hz]	2.1	2.3	2.2	2.1	2.2	2.2	2.2	2.1
Avg. Stride Length [m]	5.2	8.2	8.1	8.1	7.9	7.9	7.8	7.5



- [] Ranking at each section and finish
- :-:- No data available at this section
- NA No data available

Horse/Jockey Name	TAHNEE TREASURE
Finish Rank	11
Fastest Section Time (Section)	0:09.41 (Overall)
Top Speed [km/h] (Section)	66.8 (L1400)
Race State	Finished



Gawler SA - Professional

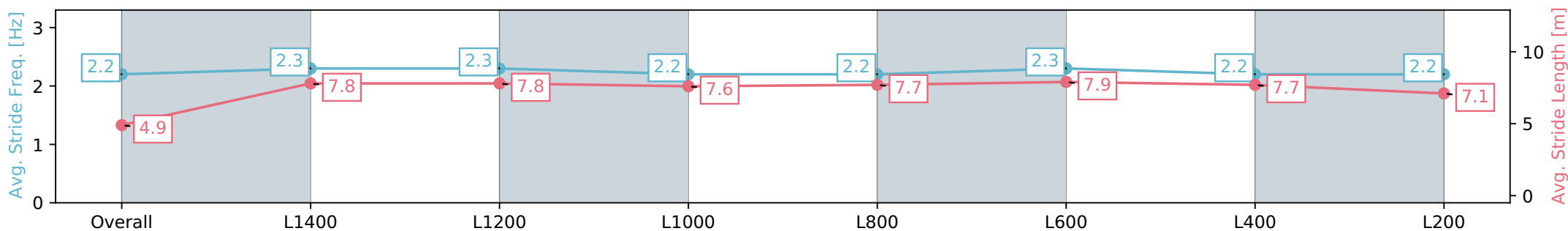
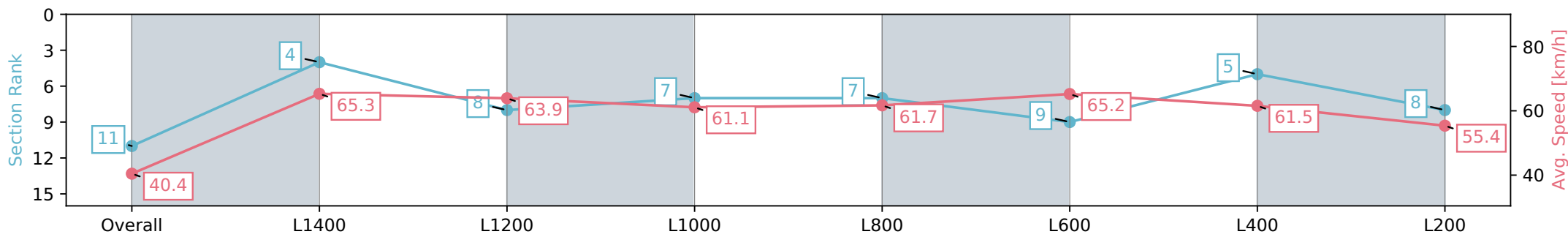
Race 9: Kingsford Hotel Handicap - 1506m

20 January 2024 - 5:31PM

Track Rating: Good 3, Weather: Fine, Rail Position: +5m
800m-400m, +3m Remainder



Section	Overall	L1400	L1200	L1000	L800	L600	L400	L200
Section Times	1:31.41 [11] (0:09.41)	1:22.00 [4] (0:11.15)	1:10.85 [8] (0:11.27)	0:59.57 [7] (0:11.84)	0:47.74 [7] (0:11.86)	0:35.88 [9] (0:11.17)	0:24.71 [5] (0:11.76)	0:12.95 [8] (0:12.95)
Average Speed [km/h]	40.4	65.3	63.9	61.1	61.7	65.2	61.5	55.4
Top Speed [km/h]	63.0	66.8	66.2	62.2	63.6	66.3	64.4	58.9
Avg. Dist. to Rail [m]	9.1	5.3	3.1	2.9	2.4	2.0	1.6	1.0
Avg. Stride Freq. [Hz]	2.2	2.3	2.3	2.2	2.2	2.3	2.2	2.2
Avg. Stride Length [m]	4.9	7.8	7.8	7.6	7.7	7.9	7.7	7.1



Report Created: Sat 20 January 2024 18:24:23 GMT+11 (Note: Timing is based on positional data)

- [] Ranking at each section and finish
- :-:- No data available at this section
- NA No data available

Horse/Jockey Name	PLAISIR
Finish Rank	12
Fastest Section Time (Section)	0:09.48 (Overall)
Top Speed [km/h] (Section)	66.7 (L1400)
Race State	Finished



Gawler SA - Professional

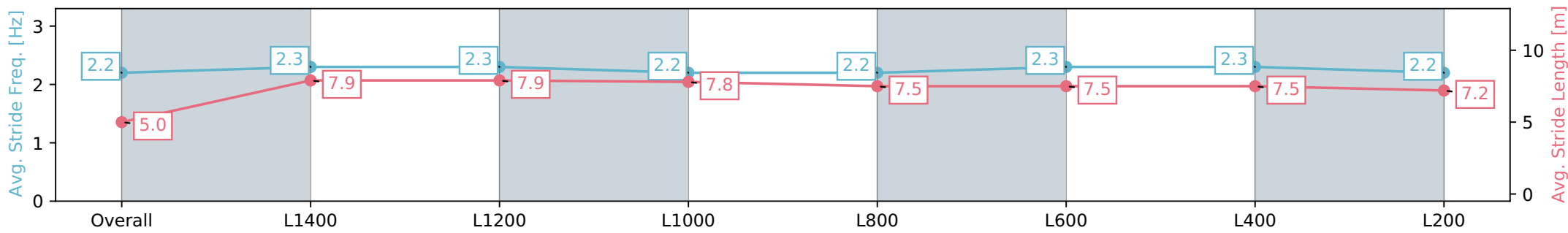
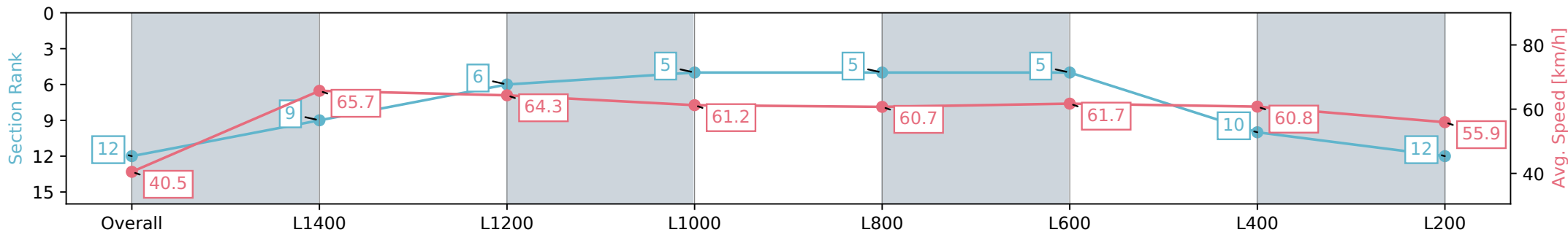
Race 9: Kingsford Hotel Handicap - 1506m

20 January 2024 - 5:31PM

Track Rating: Good 3, Weather: Fine, Rail Position: +5m
800m-400m, +3m Remainder



Section	Overall	L1400	L1200	L1000	L800	L600	L400	L200
Section Times	1:31.74 [12] (0:09.48)	1:22.26 [9] (0:10.94)	1:11.32 [6] (0:11.22)	1:00.10 [5] (0:11.82)	0:48.28 [5] (0:11.90)	0:36.38 [5] (0:11.64)	0:24.74 [10] (0:11.88)	0:12.86 [12] (0:12.86)
Average Speed [km/h]	40.5	65.7	64.3	61.2	60.7	61.7	60.8	55.9
Top Speed [km/h]	63.8	66.7	66.1	62.6	61.9	62.8	62.9	58.7
Avg. Dist. to Rail [m]	3.0	0.9	0.6	1.4	0.5	0.2	0.8	2.8
Avg. Stride Freq. [Hz]	2.2	2.3	2.3	2.2	2.2	2.3	2.3	2.2
Avg. Stride Length [m]	5.0	7.9	7.9	7.8	7.5	7.5	7.5	7.2



- [] Ranking at each section and finish
- :-:- No data available at this section
- NA No data available

Horse/Jockey Name	SNIZZI
Finish Rank	13
Fastest Section Time (Section)	0:09.69 (Overall)
Top Speed [km/h] (Section)	66.4 (L1200)
Race State	Finished



Gawler SA - Professional

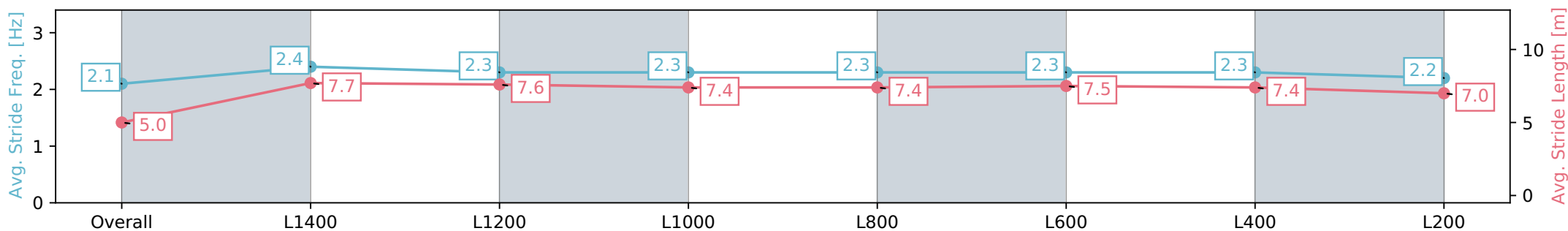
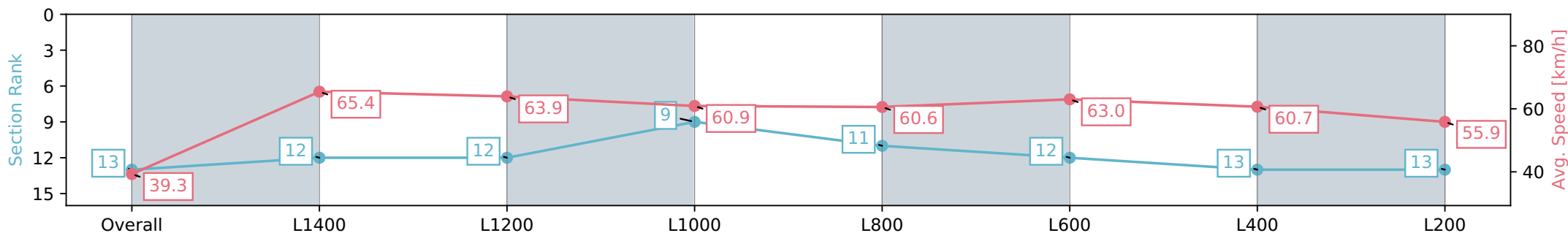
Race 9: Kingsford Hotel Handicap - 1506m

20 January 2024 - 5:31PM

Track Rating: Good 3, Weather: Fine, Rail Position: +5m
800m-400m, +3m Remainder



Section	Overall	L1400	L1200	L1000	L800	L600	L400	L200
Section Times	1:32.02 [13] (0:09.69)	1:22.33 [12] (0:11.03)	1:11.30 [12] (0:11.23)	1:00.07 [9] (0:11.90)	0:48.17 [11] (0:11.96)	0:36.21 [12] (0:11.44)	0:24.77 [13] (0:11.90)	0:12.87 [13] (0:12.87)
Average Speed [km/h]	39.3	65.4	63.9	60.9	60.6	63.0	60.7	55.9
Top Speed [km/h]	62.7	66.3	66.4	61.5	62.0	63.9	62.7	58.9
Avg. Dist. to Rail [m]	2.6	0.5	0.6	1.5	0.9	0.2	1.1	3.2
Avg. Stride Freq. [Hz]	2.1	2.4	2.3	2.3	2.3	2.3	2.3	2.2
Avg. Stride Length [m]	5.0	7.7	7.6	7.4	7.4	7.5	7.4	7.0



- [] Ranking at each section and finish
- :-:- No data available at this section
- NA No data available