



RACING SA

Gawler SA

Race 8: Criterion Tavern Gawler Handicap - 1200m

20 January 2024 - 4:43PM



Track Rating: Good 3, Weather: Fine, Rail Position: +5m 800m-400m, +3m Remainder

Section													Overall	L1000	L800	L600	L400	L200		
Field Times													1:10.49 (0:13.75)	0:56.74 (0:10.87)	0:45.87 (0:11.42)	0:34.45 (0:11.40)	0:23.05 (0:11.40)	0:11.65 (0:11.65)		
Position	#	Horse/Jockey	Barrier	Top Speed [km/h]	Fastest Section	First 400m								Margin	From Winner [m]					
1	11	SAN LUCIDO Dom Tourneur	4	67.7 1000-800	0:10.86 1000-800	0:25.33	1:10.49 (0:14.47)	0:56.02 [9] (0:10.86)	0:45.16 [8] (0:11.44)	0:33.72 [9] (0:11.11)	0:22.61 [8] (0:11.17)	0:11.44 [5] (0:11.44)	1:10.49							
2	9	WILLYBEAFCTOR Nichola Yuen	11	68.0 1000-800	0:10.85 1000-800	0:24.77	1:10.57 (0:13.92)	0:56.65 [3] (0:10.85)	0:45.80 [3] (0:11.45)	0:34.35 [3] (0:11.33)	0:23.02 [4] (0:11.28)	0:11.74 [1] (0:11.74)	0.5L	+2						
3	2	PEARL ADIOS Jason Holder	7	67.6 1000-800	0:10.85 1000-800	0:25.03	1:10.80 (0:14.18)	0:56.62 [5] (0:10.85)	0:45.77 [6] (0:11.47)	0:34.30 [6] (0:11.21)	0:23.09 [6] (0:11.30)	0:11.79 [3] (0:11.79)	1.9L	+1						
4	4	FANMALIA Kelsey Hannan	8	67.4 800-600	0:10.94 1000-800	0:25.46	1:10.83 (0:14.52)	0:56.31 [10] (0:10.94)	0:45.37 [10] (0:11.30)	0:34.07 [8] (0:11.28)	0:22.78 [10] (0:11.24)	0:11.54 [10] (0:11.54)	2.2L	+7						
5	3	ANOTHER PONZI Jake Toeroek	10	67.2 1000-800	0:10.91 1000-800	0:25.19	1:10.87 (0:14.28)	0:56.59 [7] (0:10.91)	0:45.68 [7] (0:11.34)	0:34.34 [7] (0:11.23)	0:23.11 [7] (0:11.28)	0:11.83 [4] (0:11.83)	2.4L	+7						
6	10	GUSTY WAY Samuel Payne	13	69.7 1000-800	0:10.66 1000-800	0:24.93	1:10.90 (0:14.27)	0:56.63 [6] (0:10.66)	0:45.97 [5] (0:11.32)	0:34.65 [4] (0:11.28)	0:23.37 [3] (0:11.35)	0:12.02 [2] (0:12.02)	2.6L	+5						
7	6	THEY CALL ME ALVIN Margaret Collett	12	68.0 1000-800	0:10.78 1000-800	0:24.89	1:10.91 (0:14.11)	0:56.80 [4] (0:10.78)	0:46.02 [4] (0:11.45)	0:34.56 [5] (0:11.27)	0:23.30 [5] (0:11.46)	0:11.84 [7] (0:11.84)	2.6L	+4						
8	1	MIGHTY SAPPHIRE Jacob Opperman	5	67.1 1000-800	0:10.97 1000-800	0:25.43	1:10.94 (0:14.46)	0:56.48 [8] (0:10.97)	0:45.51 [9] (0:11.37)	0:34.14 [10] (0:11.19)	0:22.95 [9] (0:11.08)	0:11.87 [6] (0:11.87)	2.8L	+5						
9	13	FAMOUS KNIGHT Dylan Caboche	2	70.4 1200-1000	0:10.73 1000-800	0:24.62	1:12.06 (0:13.89)	0:58.17 [2] (0:10.73)	0:47.44 [2] (0:11.41)	0:36.03 [1] (0:11.40)	0:24.63 [1] (0:11.71)	0:12.92 [8] (0:12.92)	9.9L	-3						
10	5	COMMANDING REIGN Ben Price	6	68.8 1200-1000	0:10.88 1000-800	0:24.62	1:12.08 (0:13.74)	0:58.34 [1] (0:10.88)	0:47.46 [1] (0:11.42)	0:36.04 [2] (0:11.41)	0:24.63 [2] (0:11.73)	0:12.90 [9] (0:12.90)	10.0L	+3						

Scratched: Foster Street (#7), Noble Magnate (#8), Viduka (#12)

- [] Position in running at each section and finish
- # Saddle cloth number
- :-:- No data available at this section
- █ Background shading for fastest section
- NA No data available

Horse/Jockey Name	SAN LUCIDO
Finish Rank	1
Fastest Section Time (Section)	0:10.86 (L1000)
Top Speed [km/h] (Section)	67.7 (L1000)
Race State	Finished



Gawler SA - Professional

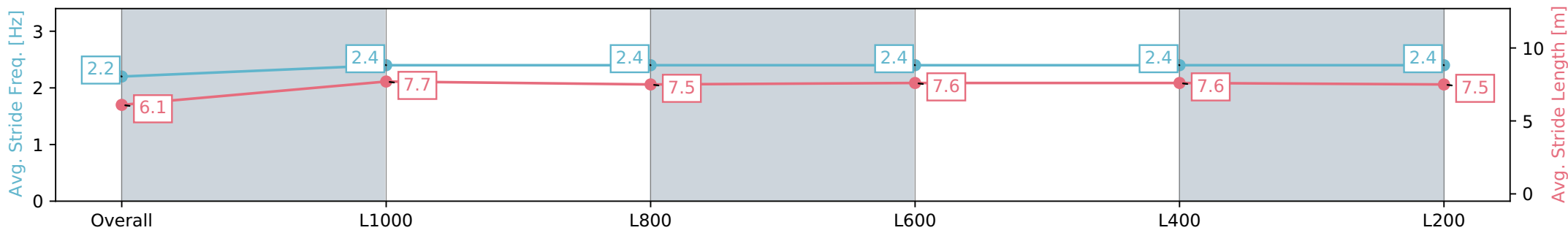
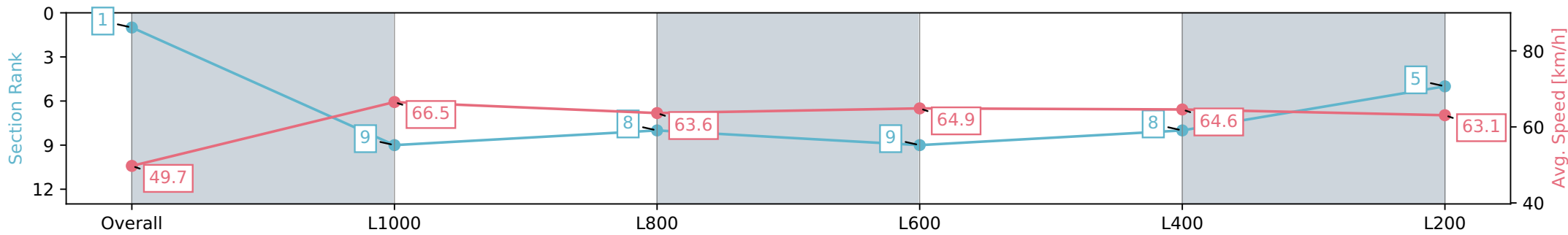
Race 8: Criterion Tavern Gawler Handicap - 1200m

20 January 2024 - 4:43PM

Track Rating: Good 3, Weather: Fine, Rail Position: +5m
800m-400m, +3m Remainder



Section	Overall	L1000	L800	L600	L400	L200
Section Times	1:10.49 [1] (0:14.47)	0:56.02 [9] (0:10.86)	0:45.16 [8] (0:11.44)	0:33.72 [9] (0:11.11)	0:22.61 [8] (0:11.17)	0:11.44 [5] (0:11.44)
Average Speed [km/h]	49.7	66.5	63.6	64.9	64.6	63.1
Top Speed [km/h]	66.4	67.7	64.9	66.6	67.2	64.2
Avg. Dist. to Rail [m]	3.4	1.9	1.5	0.6	1.6	0.3
Avg. Stride Freq. [Hz]	2.2	2.4	2.4	2.4	2.4	2.4
Avg. Stride Length [m]	6.1	7.7	7.5	7.6	7.6	7.5



- [] Ranking at each section and finish
- :-:- No data available at this section
- NA No data available

Horse/Jockey Name	WILLYBEAFACTOR
Finish Rank	2
Fastest Section Time (Section)	0:10.85 (L1000)
Top Speed [km/h] (Section)	68.0 (L1000)
Race State	Finished



Gawler SA - Professional

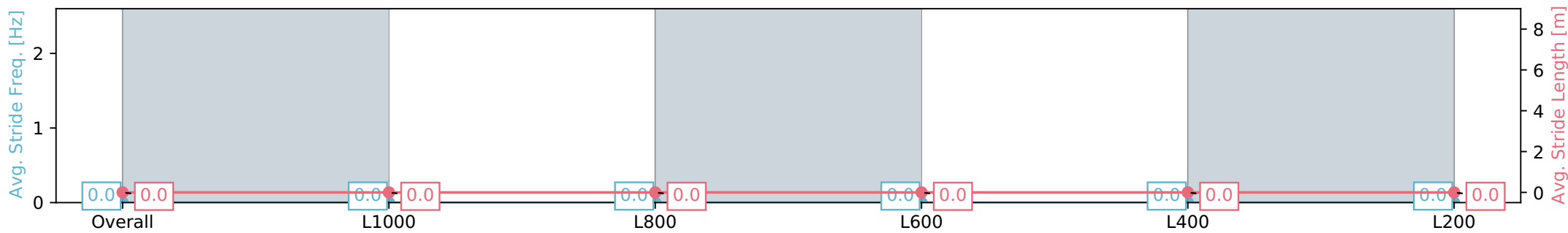
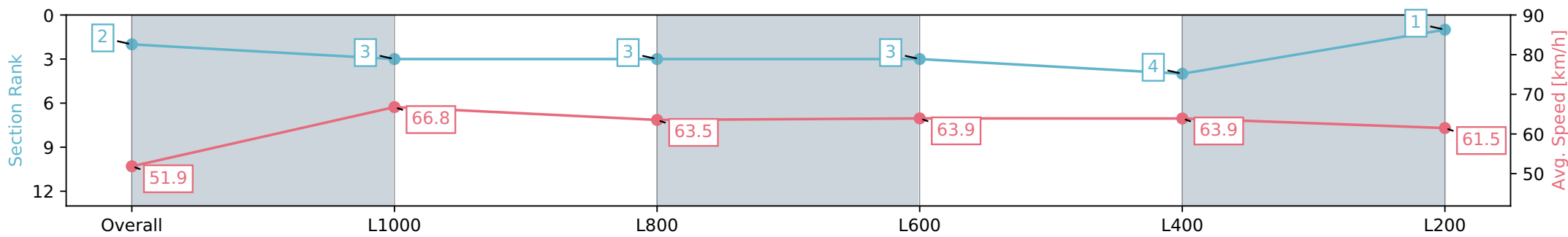
Race 8: Criterion Tavern Gawler Handicap - 1200m

20 January 2024 - 4:43PM

Track Rating: Good 3, Weather: Fine, Rail Position: +5m
800m-400m, +3m Remainder



Section	Overall	L1000	L800	L600	L400	L200
Section Times	1:10.56 [2] (0:13.92)	0:56.65 [3] (0:10.85)	0:45.80 [3] (0:11.45)	0:34.35 [3] (0:11.33)	0:23.02 [4] (0:11.28)	0:11.74 [1] (0:11.74)
Average Speed [km/h]	51.9	66.8	63.5	63.9	63.9	61.5
Top Speed [km/h]	67.0	68.0	66.1	64.6	65.3	64.1
Avg. Dist. to Rail [m]	6.6	2.8	1.7	1.0	1.9	1.5
Avg. Stride Freq. [Hz]	0.0	0.0	0.0	0.0	0.0	0.0
Avg. Stride Length [m]	0.0	0.0	0.0	0.0	0.0	0.0



Report Created: Sat 20 January 2024 17:39:03 GMT+11 (Note: Timing is based on positional data)

- [] Ranking at each section and finish
- :-:- No data available at this section
- NA No data available

Horse/Jockey Name	PEARL ADIOS
Finish Rank	3
Fastest Section Time (Section)	0:10.85 (L1000)
Top Speed [km/h] (Section)	67.6 (L1000)
Race State	Finished



Gawler SA - Professional

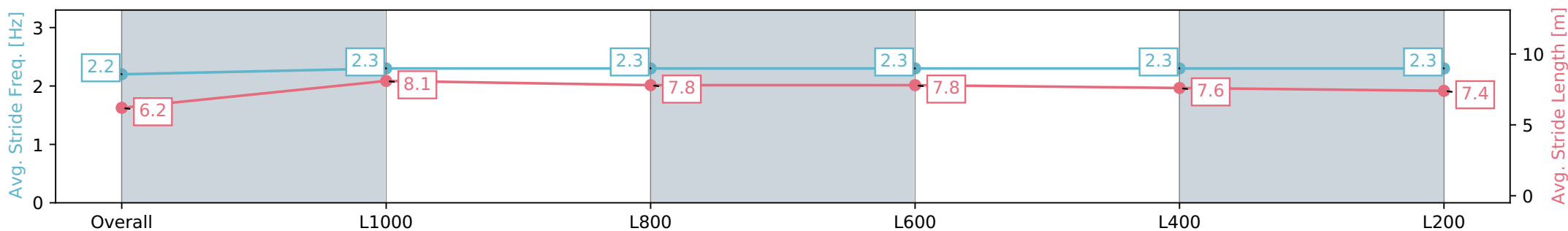
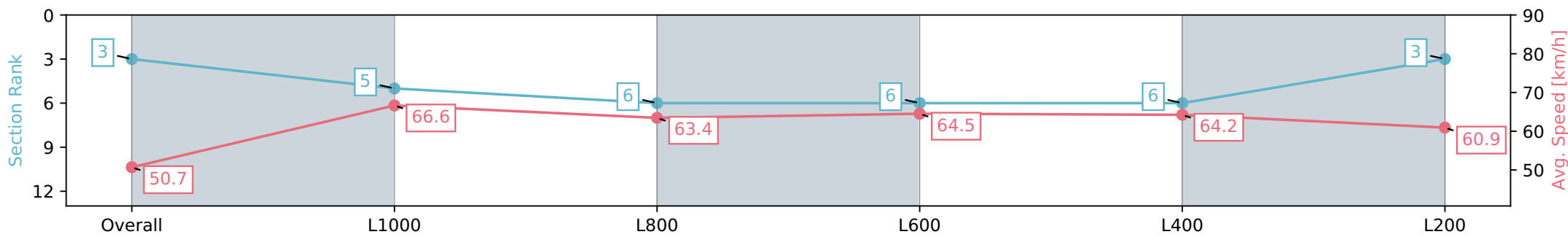
Race 8: Criterion Tavern Gawler Handicap - 1200m

20 January 2024 - 4:43PM

Track Rating: Good 3, Weather: Fine, Rail Position: +5m
800m-400m, +3m Remainder



Section	Overall	L1000	L800	L600	L400	L200
Section Times	1:10.80 [3] (0:14.18)	0:56.62 [5] (0:10.85)	0:45.77 [6] (0:11.47)	0:34.30 [6] (0:11.21)	0:23.09 [6] (0:11.30)	0:11.79 [3] (0:11.79)
Average Speed [km/h]	50.7	66.6	63.4	64.5	64.2	60.9
Top Speed [km/h]	66.5	67.6	65.2	65.8	65.4	62.9
Avg. Dist. to Rail [m]	3.8	1.7	1.3	1.1	3.9	2.9
Avg. Stride Freq. [Hz]	2.2	2.3	2.3	2.3	2.3	2.3
Avg. Stride Length [m]	6.2	8.1	7.8	7.8	7.6	7.4



Report Created: Sat 20 January 2024 17:39:07 GMT+11 (Note: Timing is based on positional data)

- [] Ranking at each section and finish
- :-:- No data available at this section
- NA No data available

Horse/Jockey Name	FANMALIA
Finish Rank	4
Fastest Section Time (Section)	0:10.94 (L1000)
Top Speed [km/h] (Section)	67.4 (L800)
Race State	Finished



Gawler SA - Professional

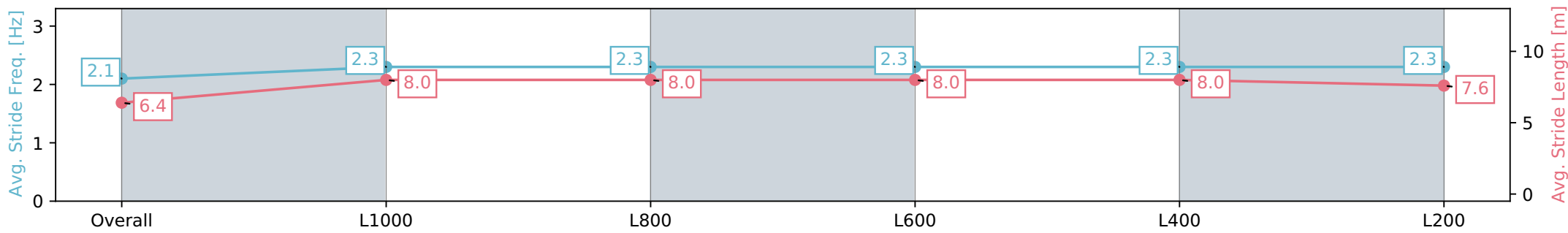
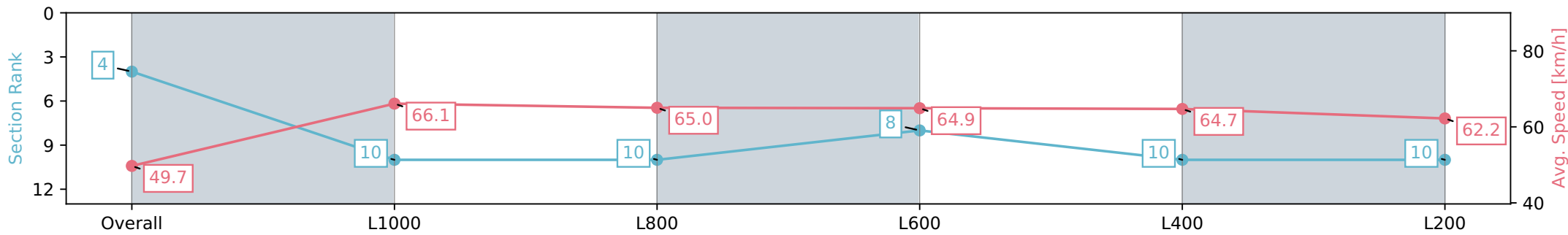
Race 8: Criterion Tavern Gawler Handicap - 1200m

20 January 2024 - 4:43PM

Track Rating: Good 3, Weather: Fine, Rail Position: +5m
800m-400m, +3m Remainder



Section	Overall	L1000	L800	L600	L400	L200
Section Times	1:10.83 [4] (0:14.52)	0:56.31 [10] (0:10.94)	0:45.37 [10] (0:11.30)	0:34.07 [8] (0:11.28)	0:22.78 [10] (0:11.24)	0:11.54 [10] (0:11.54)
Average Speed [km/h]	49.7	66.1	65.0	64.9	64.7	62.2
Top Speed [km/h]	66.8	66.8	67.4	66.0	67.0	63.4
Avg. Dist. to Rail [m]	5.2	3.1	3.1	3.2	5.1	7.3
Avg. Stride Freq. [Hz]	2.1	2.3	2.3	2.3	2.3	2.3
Avg. Stride Length [m]	6.4	8.0	8.0	8.0	8.0	7.6



Report Created: Sat 20 January 2024 17:39:10 GMT+11 (Note: Timing is based on positional data)

- [] Ranking at each section and finish
- :-:- No data available at this section
- NA No data available

Horse/Jockey Name	ANOTHER PONZI
Finish Rank	5
Fastest Section Time (Section)	0:10.91 (L1000)
Top Speed [km/h] (Section)	67.2 (L1000)
Race State	Finished



Gawler SA - Professional

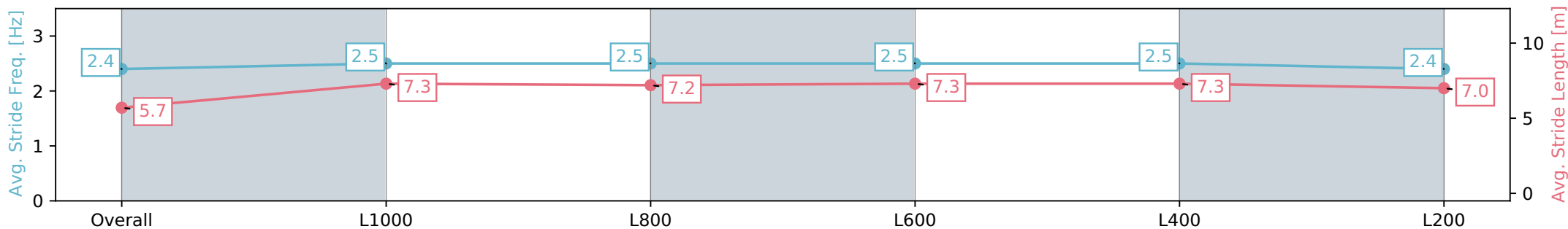
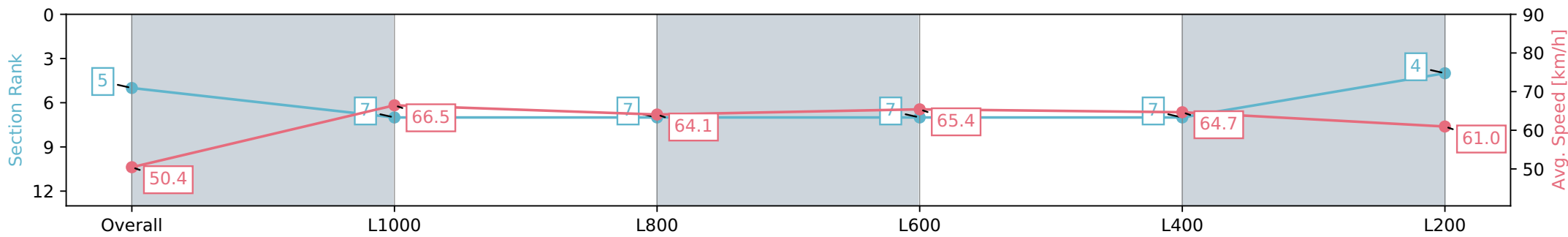
Race 8: Criterion Tavern Gawler Handicap - 1200m

20 January 2024 - 4:43PM

Track Rating: Good 3, Weather: Fine, Rail Position: +5m
800m-400m, +3m Remainder



Section	Overall	L1000	L800	L600	L400	L200
Section Times	1:10.87 [5] (0:14.28)	0:56.59 [7] (0:10.91)	0:45.68 [7] (0:11.34)	0:34.34 [7] (0:11.23)	0:23.11 [7] (0:11.28)	0:11.83 [4] (0:11.83)
Average Speed [km/h]	50.4	66.5	64.1	65.4	64.7	61.0
Top Speed [km/h]	66.4	67.2	65.9	66.3	65.7	63.3
Avg. Dist. to Rail [m]	6.7	3.3	1.3	4.2	6.7	5.9
Avg. Stride Freq. [Hz]	2.4	2.5	2.5	2.5	2.5	2.4
Avg. Stride Length [m]	5.7	7.3	7.2	7.3	7.3	7.0



- [] Ranking at each section and finish
- :-:- No data available at this section
- NA No data available

Horse/Jockey Name	GUSTY WAY
Finish Rank	6
Fastest Section Time (Section)	0:10.66 (L1000)
Top Speed [km/h] (Section)	69.7 (L1000)
Race State	Finished



Gawler SA - Professional

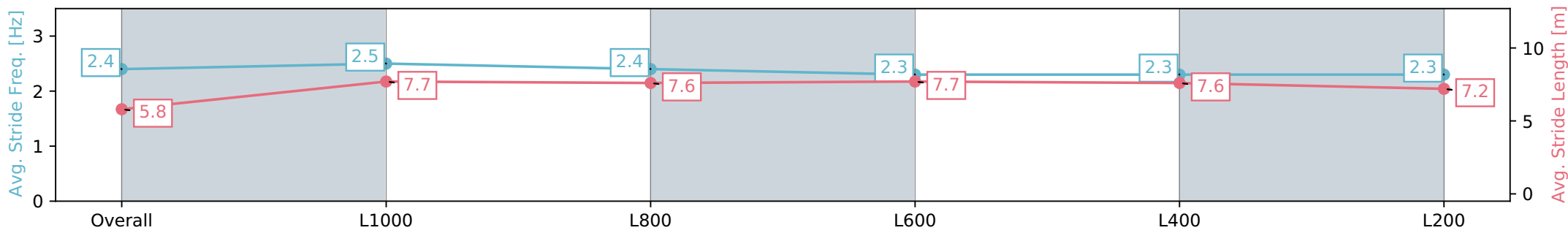
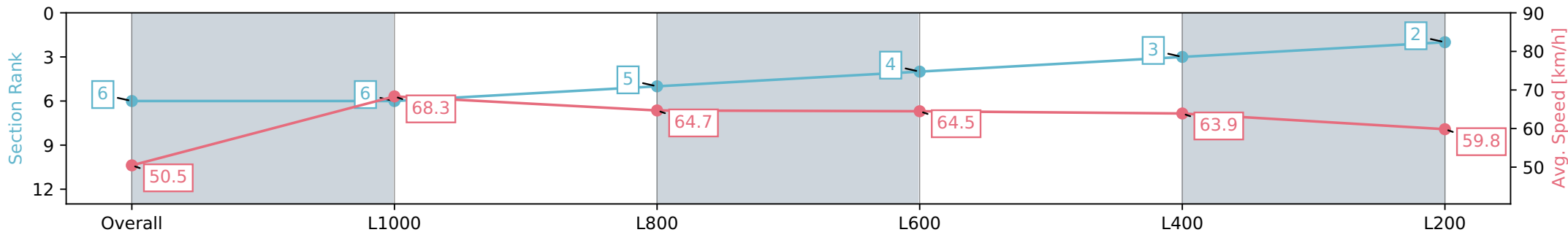
Race 8: Criterion Tavern Gawler Handicap - 1200m

20 January 2024 - 4:43PM

Track Rating: Good 3, Weather: Fine, Rail Position: +5m
800m-400m, +3m Remainder



Section	Overall	L1000	L800	L600	L400	L200
Section Times	1:10.90 [6] (0:14.27)	0:56.63 [6] (0:10.66)	0:45.97 [5] (0:11.32)	0:34.65 [4] (0:11.28)	0:23.37 [3] (0:11.35)	0:12.02 [2] (0:12.02)
Average Speed [km/h]	50.5	68.3	64.7	64.5	63.9	59.8
Top Speed [km/h]	66.9	69.7	67.6	65.2	65.2	62.6
Avg. Dist. to Rail [m]	8.2	5.5	2.8	2.0	3.3	2.3
Avg. Stride Freq. [Hz]	2.4	2.5	2.4	2.3	2.3	2.3
Avg. Stride Length [m]	5.8	7.7	7.6	7.7	7.6	7.2



Report Created: Sat 20 January 2024 17:39:17 GMT+11 (Note: Timing is based on positional data)

- [] Ranking at each section and finish
- :-:- No data available at this section
- NA No data available

Horse/Jockey Name	THEY CALL ME ALVIN
Finish Rank	7
Fastest Section Time (Section)	0:10.78 (L1000)
Top Speed [km/h] (Section)	68.0 (L1000)
Race State	Finished



Gawler SA - Professional

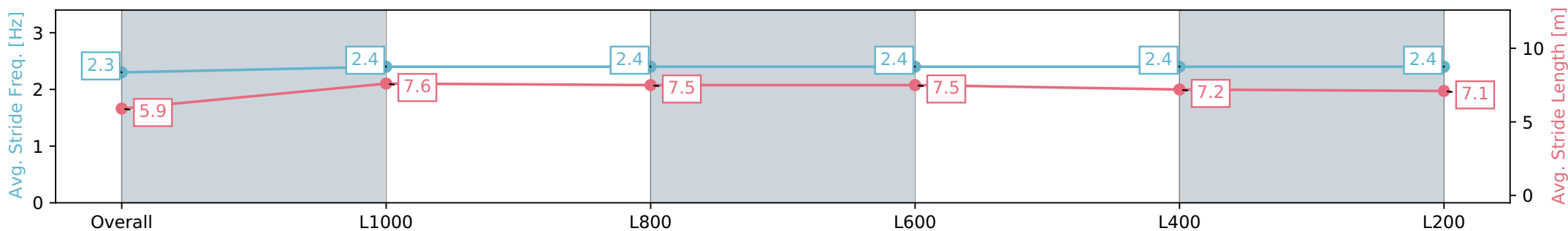
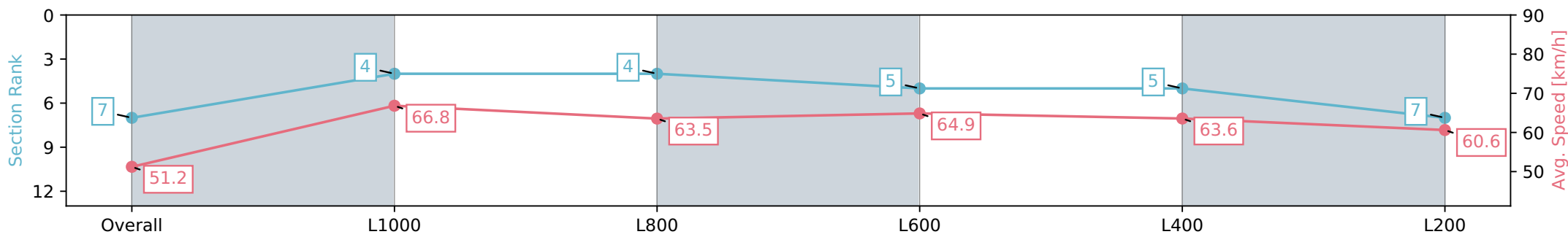
Race 8: Criterion Tavern Gawler Handicap - 1200m

20 January 2024 - 4:43PM

Track Rating: Good 3, Weather: Fine, Rail Position: +5m
800m-400m, +3m Remainder



Section	Overall	L1000	L800	L600	L400	L200
Section Times	1:10.91 [7] (0:14.11)	0:56.80 [4] (0:10.78)	0:46.02 [4] (0:11.45)	0:34.56 [5] (0:11.27)	0:23.30 [5] (0:11.46)	0:11.84 [7] (0:11.84)
Average Speed [km/h]	51.2	66.8	63.5	64.9	63.6	60.6
Top Speed [km/h]	66.6	68.0	66.3	65.8	65.0	62.9
Avg. Dist. to Rail [m]	6.9	1.7	1.7	2.6	5.5	5.0
Avg. Stride Freq. [Hz]	2.3	2.4	2.4	2.4	2.4	2.4
Avg. Stride Length [m]	5.9	7.6	7.5	7.5	7.2	7.1



- [] Ranking at each section and finish
- :-:- No data available at this section
- NA No data available

Horse/Jockey Name	MIGHTY SAPPHIRE
Finish Rank	8
Fastest Section Time (Section)	0:10.97 (L1000)
Top Speed [km/h] (Section)	67.1 (L1000)
Race State	Finished



Gawler SA - Professional

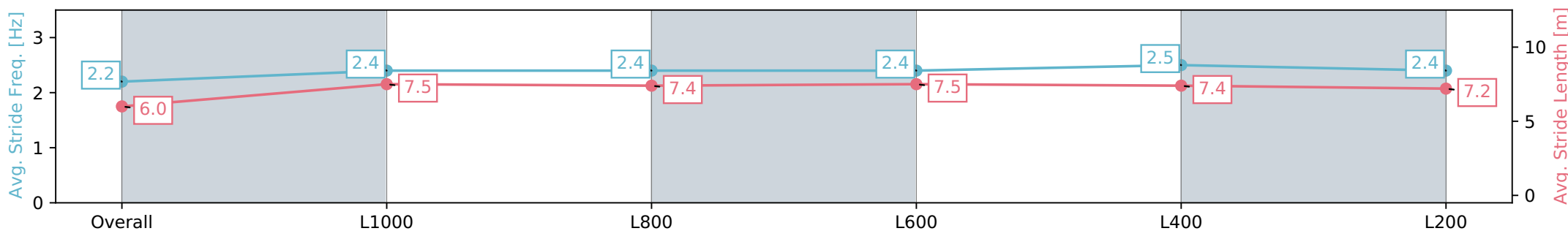
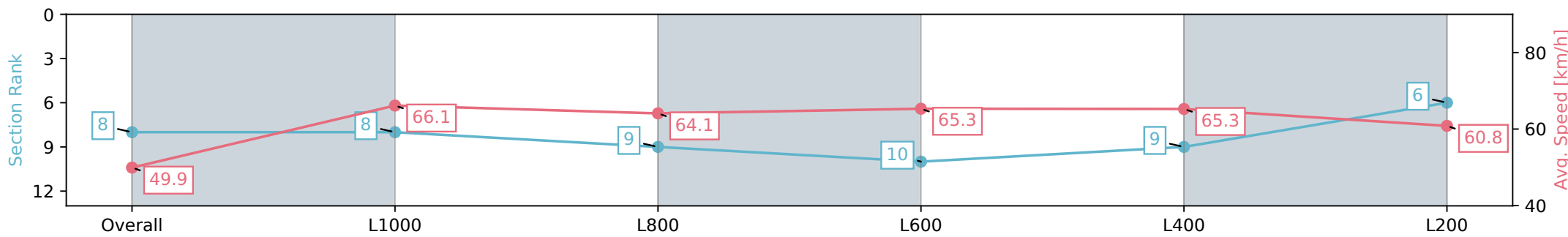
Race 8: Criterion Tavern Gawler Handicap - 1200m

20 January 2024 - 4:43PM

Track Rating: Good 3, Weather: Fine, Rail Position: +5m
800m-400m, +3m Remainder



Section	Overall	L1000	L800	L600	L400	L200
Section Times	1:10.94 [8] (0:14.46)	0:56.48 [8] (0:10.97)	0:45.51 [9] (0:11.37)	0:34.14 [10] (0:11.19)	0:22.95 [9] (0:11.08)	0:11.87 [6] (0:11.87)
Average Speed [km/h]	49.9	66.1	64.1	65.3	65.3	60.8
Top Speed [km/h]	65.8	67.1	66.2	66.6	66.7	62.8
Avg. Dist. to Rail [m]	4.4	3.4	2.2	2.8	3.0	2.1
Avg. Stride Freq. [Hz]	2.2	2.4	2.4	2.4	2.5	2.4
Avg. Stride Length [m]	6.0	7.5	7.4	7.5	7.4	7.2



- [] Ranking at each section and finish
- :-:- No data available at this section
- NA No data available

Horse/Jockey Name	FAMOUS KNIGHT
Finish Rank	9
Fastest Section Time (Section)	0:10.73 (L1000)
Top Speed [km/h] (Section)	70.4 (Overall)
Race State	Finished



Gawler SA - Professional

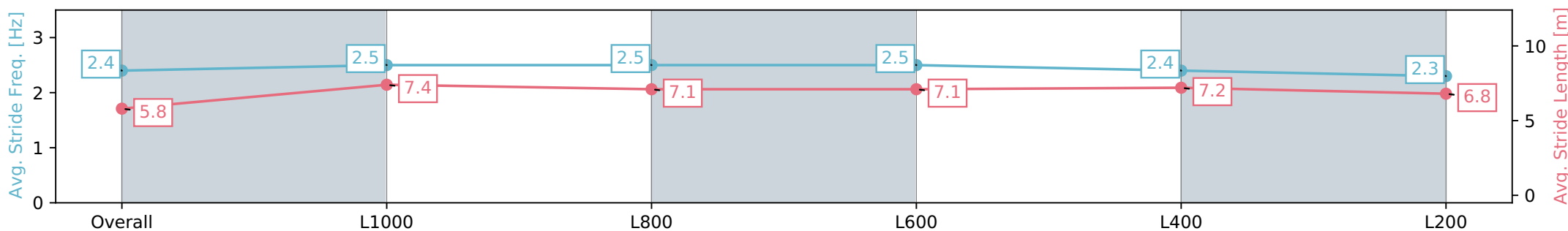
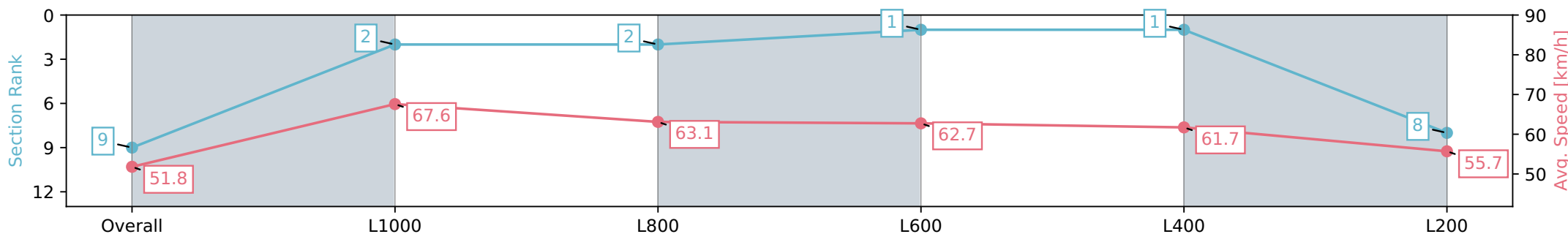
Race 8: Criterion Tavern Gawler Handicap - 1200m

20 January 2024 - 4:43PM

Track Rating: Good 3, Weather: Fine, Rail Position: +5m
800m-400m, +3m Remainder



Section	Overall	L1000	L800	L600	L400	L200
Section Times	1:12.06 [9] (0:13.89)	0:58.17 [2] (0:10.73)	0:47.44 [2] (0:11.41)	0:36.03 [1] (0:11.40)	0:24.63 [1] (0:11.71)	0:12.92 [8] (0:12.92)
Average Speed [km/h]	51.8	67.6	63.1	62.7	61.7	55.7
Top Speed [km/h]	70.4	70.4	65.2	64.1	63.4	59.2
Avg. Dist. to Rail [m]	1.5	1.4	0.3	0.9	0.5	0.7
Avg. Stride Freq. [Hz]	2.4	2.5	2.5	2.5	2.4	2.3
Avg. Stride Length [m]	5.8	7.4	7.1	7.1	7.2	6.8



- [] Ranking at each section and finish
- :-:- No data available at this section
- NA No data available

Horse/Jockey Name	COMMANDING REIGN
Finish Rank	10
Fastest Section Time (Section)	0:10.88 (L1000)
Top Speed [km/h] (Section)	68.8 (Overall)
Race State	Finished



Gawler SA - Professional

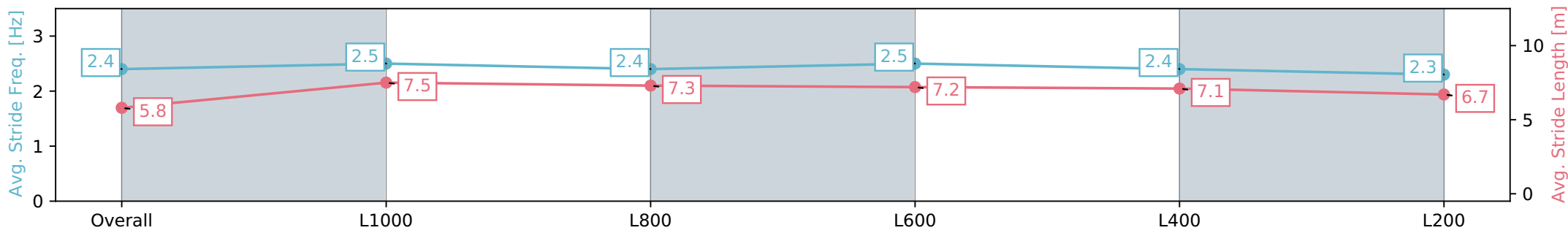
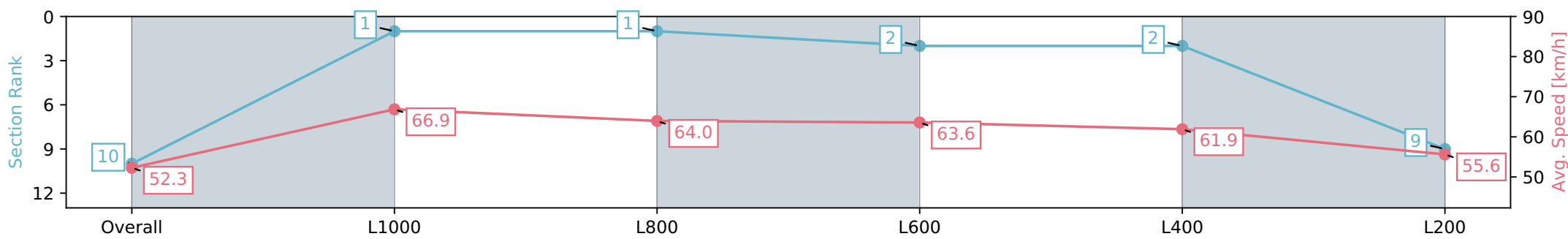
Race 8: Criterion Tavern Gawler Handicap - 1200m

20 January 2024 - 4:43PM

Track Rating: Good 3, Weather: Fine, Rail Position: +5m
800m-400m, +3m Remainder



Section	Overall	L1000	L800	L600	L400	L200
Section Times	1:12.08 [10] (0:13.74)	0:58.34 [1] (0:10.88)	0:47.46 [1] (0:11.42)	0:36.04 [2] (0:11.41)	0:24.63 [2] (0:11.73)	0:12.90 [9] (0:12.90)
Average Speed [km/h]	52.3	66.9	64.0	63.6	61.9	55.6
Top Speed [km/h]	68.8	68.7	64.6	64.2	63.5	59.9
Avg. Dist. to Rail [m]	3.6	2.9	2.0	1.8	2.8	2.5
Avg. Stride Freq. [Hz]	2.4	2.5	2.4	2.5	2.4	2.3
Avg. Stride Length [m]	5.8	7.5	7.3	7.2	7.1	6.7



- [] Ranking at each section and finish
- :-:- No data available at this section
- NA No data available