



RACING SA

Gawler SA

Race 7: 4 Ways Fresh Produce Handicap - 1200m

20 January 2024 - 4:02PM



Track Rating: Good 3, Weather: Fine, Rail Position: +5m 800m-400m, +3m Remainder

Section												Overall	L1000	L800	L600	L400	L200		
Field Times												1:10.73 (0:13.65)	0:57.08 (0:10.75)	0:46.32 (0:11.53)	0:34.80 (0:11.31)	0:23.48 (0:11.36)	0:12.12 (0:12.12)		
Position	#	Horse/Jockey	Barrier	Top Speed [km/h]	Fastest Section	First 400m								Margin	From Winner [m]				
1	4	SHE'S GREYSFUL Jacob Opperman	11	69.3 1000-800	0:10.63 1000-800	0:24.60	1:10.73 (0:13.97)	0:56.76 [4] (0:10.63)	0:46.13 [5] (0:11.62)	0:34.51 [5] (0:11.27)	0:23.24 [4] (0:11.15)	0:12.09 [2] (0:12.09)	1:10.73						
2	6	SHOOTING FOR STARS Lachlan Neindorf	3	69.9 1000-800	0:10.69 1000-800	0:24.75	1:10.86 (0:14.06)	0:56.80 [6] (0:10.69)	0:46.11 [6] (0:11.53)	0:34.57 [6] (0:11.34)	0:23.24 [5] (0:11.21)	0:12.03 [5] (0:12.03)	0.8L	-3					
3	3	TOAST THE DEEL Margaret Collett	9	69.5 1000-800	0:10.62 1000-800	0:25.11	1:10.87 (0:14.49)	0:56.38 [9] (0:10.62)	0:45.76 [9] (0:11.28)	0:34.48 [7] (0:11.30)	0:23.18 [7] (0:11.24)	0:11.94 [6] (0:11.94)	0.9L	+0					
4	11	ANGELIC APPEAL Callan Murray	8	68.3 1000-800	0:10.75 1000-800	0:25.28	1:11.00 (0:14.53)	0:56.47 [10] (0:10.75)	0:45.72 [10] (0:11.55)	0:34.17 [10] (0:11.20)	0:22.97 [10] (0:11.13)	0:11.84 [10] (0:11.84)	1.7L	+1					
5	7	LUCKY FORTUNA Sophie Logan	10	68.7 1200-1000	0:10.74 1000-800	0:24.50	1:11.08 (0:13.76)	0:57.32 [3] (0:10.74)	0:46.57 [3] (0:11.51)	0:35.07 [3] (0:11.39)	0:23.68 [3] (0:11.41)	0:12.27 [3] (0:12.27)	2.2L	-4					
6	10	PRANCING COUNTESS Jason Holder	4	69.5 1000-800	0:10.66 1000-800	0:25.02	1:11.20 (0:14.36)	0:56.84 [7] (0:10.66)	0:46.18 [7] (0:11.48)	0:34.70 [9] (0:11.35)	0:23.35 [9] (0:11.23)	0:12.12 [8] (0:12.12)	3.0L	-2					
7	2	ZABELLA Rochelle Milnes	7	70.8 1200-1000	0:10.73 1000-800	0:24.44	1:11.26 (0:13.71)	0:57.55 [2] (0:10.73)	0:46.82 [2] (0:11.49)	0:35.33 [1] (0:11.31)	0:24.02 [1] (0:11.37)	0:12.65 [1] (0:12.65)	3.4L	-6					
8	8	YEELANNA Alana Livesey	2	71.3 1000-800	0:10.46 1000-800	0:24.51	1:11.39 (0:14.05)	0:57.34 [5] (0:10.46)	0:46.88 [4] (0:11.66)	0:35.22 [4] (0:11.50)	0:23.72 [6] (0:11.36)	0:12.36 [7] (0:12.36)	4.2L	-9					
9	1	HOPE AT HAND Kelsey Hannan	5	68.7 1000-800	0:10.66 1000-800	0:25.10	1:11.54 (0:14.44)	0:57.10 [8] (0:10.66)	0:46.44 [8] (0:11.35)	0:35.09 [8] (0:11.39)	0:23.70 [8] (0:11.28)	0:12.41 [9] (0:12.41)	5.1L	-8					
10	5	CUBAN WATERS Kayla Crowther	1	69.8 1000-800	0:10.75 1000-800	0:24.40	1:12.10 (0:13.65)	0:58.45 [1] (0:10.75)	0:47.70 [1] (0:11.55)	0:36.15 [2] (0:11.35)	0:24.80 [2] (0:11.52)	0:13.28 [4] (0:13.28)	8.7L	-7					

- [] Position in running at each section and finish
- # Saddle cloth number
- :-:- No data available at this section
- Background shading for fastest section
- NA No data available



RACING SA

Gawler SA

Race 7: 4 Ways Fresh Produce Handicap - 1200m

20 January 2024 - 4:02PM



Track Rating: Good 3, Weather: Fine, Rail Position: +5m 800m-400m, +3m Remainder

Section								Overall	L1000	L800	L600	L400	L200		
Field Times								1:10.73	0:57.08	0:46.32	0:34.80	0:23.48	0:12.12		
								(0:13.65)	(0:10.75)	(0:11.53)	(0:11.31)	(0:11.36)	(0:12.12)		
Position	#	Horse/Jockey	Barrier	Top Speed [km/h]	Fastest Section	First 400m							Margin	From Winner [m]	
11	9	DASH IT	6	66.3	0:11.12	0:26.26	1:13.62	0:58.48 [11]	0:47.36 [11]	0:36.03 [11]	0:24.50 [11]	0:13.12 [11]	18.3L	-4	
		Teagan Voorham		400-200	1000-800		(0:15.14)	(0:11.12)	(0:11.33)	(0:11.53)	(0:11.38)	(0:13.12)			

- [] Position in running at each section and finish
- # Saddle cloth number
- :--:- No data available at this section
- Background shading for fastest section
- NA No data available

Horse/Jockey Name	SHE'S GREYSFUL
Finish Rank	1
Fastest Section Time (Section)	0:10.63 (L1000)
Top Speed [km/h] (Section)	69.3 (L1000)
Race State	Finished



Gawler SA - Professional

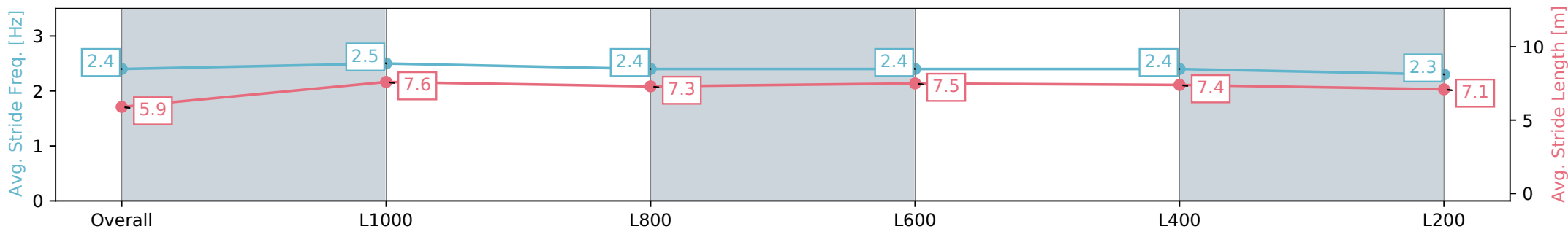
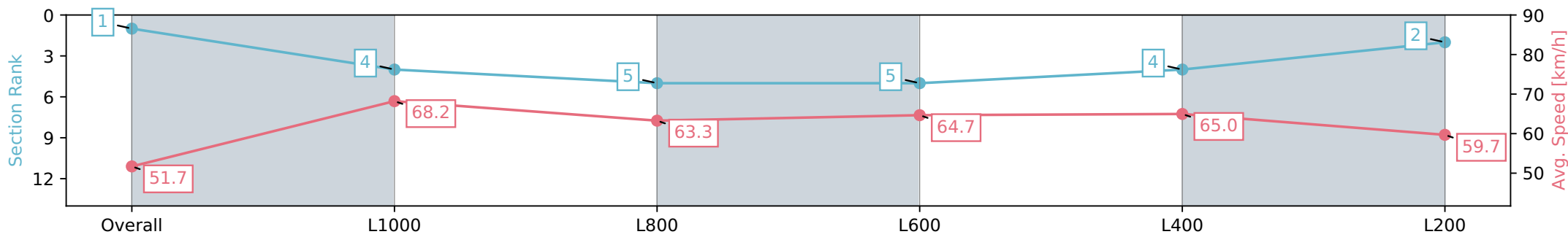
Race 7: 4 Ways Fresh Produce Handicap - 1200m

20 January 2024 - 4:02PM

Track Rating: Good 3, Weather: Fine, Rail Position: +5m
800m-400m, +3m Remainder



Section	Overall	L1000	L800	L600	L400	L200
Section Times	1:10.73 [1] (0:13.97)	0:56.76 [4] (0:10.63)	0:46.13 [5] (0:11.62)	0:34.51 [5] (0:11.27)	0:23.24 [4] (0:11.15)	0:12.09 [2] (0:12.09)
Average Speed [km/h]	51.7	68.2	63.3	64.7	65.0	59.7
Top Speed [km/h]	67.5	69.3	65.1	66.7	66.0	64.9
Avg. Dist. to Rail [m]	8.6	2.3	3.4	3.2	2.7	2.5
Avg. Stride Freq. [Hz]	2.4	2.5	2.4	2.4	2.4	2.3
Avg. Stride Length [m]	5.9	7.6	7.3	7.5	7.4	7.1



- [] Ranking at each section and finish
- :-:- No data available at this section
- NA No data available

Horse/Jockey Name	SHOOTING FOR STARS
Finish Rank	2
Fastest Section Time (Section)	0:10.69 (L1000)
Top Speed [km/h] (Section)	69.9 (L1000)
Race State	Finished



Gawler SA - Professional

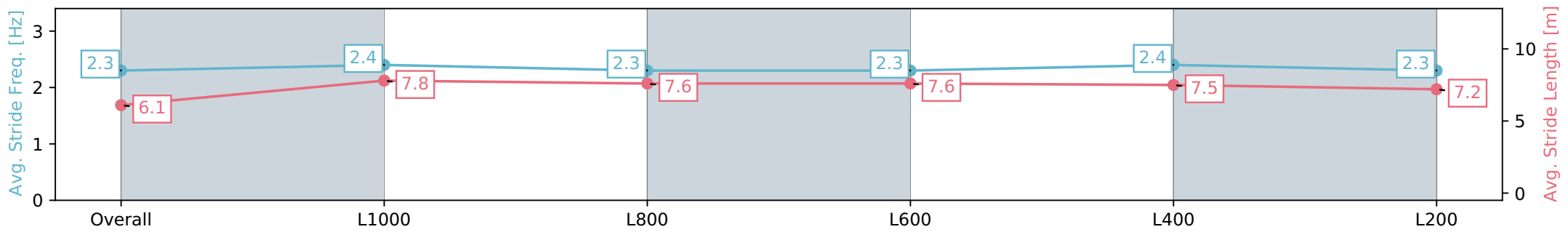
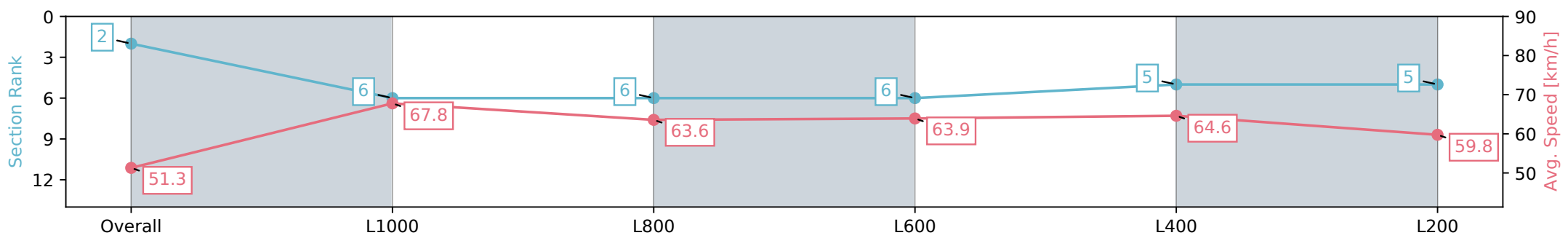
Race 7: 4 Ways Fresh Produce Handicap - 1200m

20 January 2024 - 4:02PM

Track Rating: Good 3, Weather: Fine, Rail Position: +5m
800m-400m, +3m Remainder



Section	Overall	L1000	L800	L600	L400	L200
Section Times	1:10.86 [2] (0:14.06)	0:56.80 [6] (0:10.69)	0:46.11 [6] (0:11.53)	0:34.57 [6] (0:11.34)	0:23.24 [5] (0:11.21)	0:12.03 [5] (0:12.03)
Average Speed [km/h]	51.3	67.8	63.6	63.9	64.6	59.8
Top Speed [km/h]	68.8	69.9	64.5	66.1	66.1	63.5
Avg. Dist. to Rail [m]	3.4	2.7	2.0	1.8	3.2	3.4
Avg. Stride Freq. [Hz]	2.3	2.4	2.3	2.3	2.4	2.3
Avg. Stride Length [m]	6.1	7.8	7.6	7.6	7.5	7.2



Report Created: Sat 20 January 2024 16:44:07 GMT+11 (Note: Timing is based on positional data)

- [] Ranking at each section and finish
- :-:- No data available at this section
- NA No data available



Horse/Jockey Name	TOAST THE DEEL
Finish Rank	3
Fastest Section Time (Section)	0:10.62 (L1000)
Top Speed [km/h] (Section)	69.5 (L1000)
Race State	Finished



Gawler SA - Professional

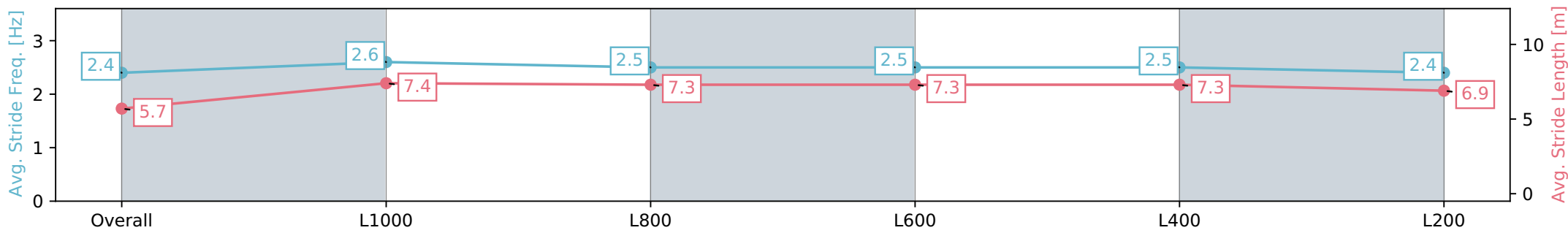
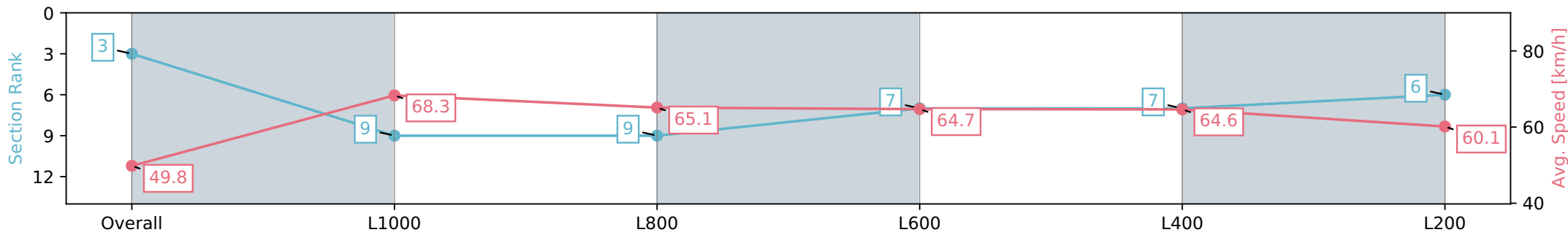
Race 7: 4 Ways Fresh Produce Handicap - 1200m

20 January 2024 - 4:02PM

Track Rating: Good 3, Weather: Fine, Rail Position: +5m
800m-400m, +3m Remainder



Section	Overall	L1000	L800	L600	L400	L200
Section Times	1:10.87 [3] (0:14.49)	0:56.38 [9] (0:10.62)	0:45.76 [9] (0:11.28)	0:34.48 [7] (0:11.30)	0:23.18 [7] (0:11.24)	0:11.94 [6] (0:11.94)
Average Speed [km/h]	49.8	68.3	65.1	64.7	64.6	60.1
Top Speed [km/h]	66.2	69.5	66.3	65.4	65.5	62.9
Avg. Dist. to Rail [m]	6.5	2.4	3.3	2.9	4.3	5.2
Avg. Stride Freq. [Hz]	2.4	2.6	2.5	2.5	2.5	2.4
Avg. Stride Length [m]	5.7	7.4	7.3	7.3	7.3	6.9



- [] Ranking at each section and finish
- :-:- No data available at this section
- NA No data available

Horse/Jockey Name	ANGELIC APPEAL
Finish Rank	4
Fastest Section Time (Section)	0:10.75 (L1000)
Top Speed [km/h] (Section)	68.3 (L1000)
Race State	Finished



Gawler SA - Professional

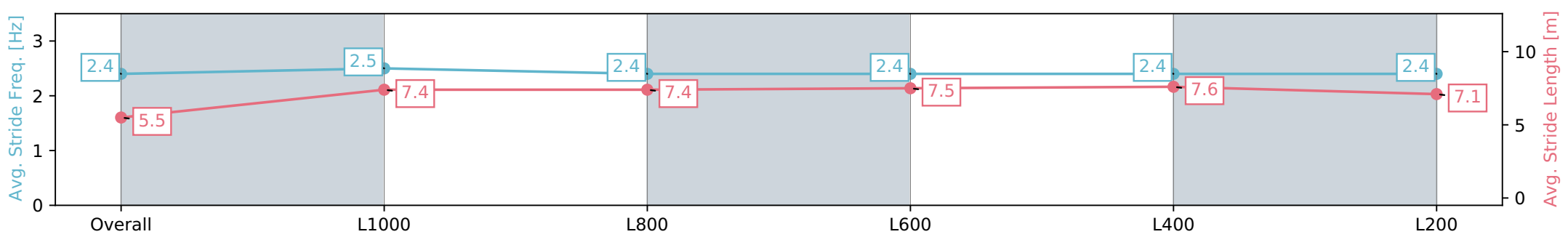
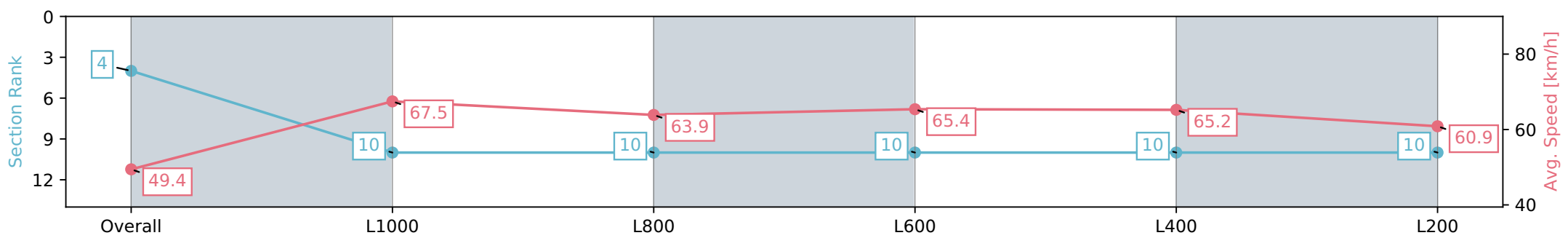
Race 7: 4 Ways Fresh Produce Handicap - 1200m

20 January 2024 - 4:02PM

Track Rating: Good 3, Weather: Fine, Rail Position: +5m
800m-400m, +3m Remainder



Section	Overall	L1000	L800	L600	L400	L200
Section Times	1:11.00 [4] (0:14.53)	0:56.47 [10] (0:10.75)	0:45.72 [10] (0:11.55)	0:34.17 [10] (0:11.20)	0:22.97 [10] (0:11.13)	0:11.84 [10] (0:11.84)
Average Speed [km/h]	49.4	67.5	63.9	65.4	65.2	60.9
Top Speed [km/h]	65.8	68.3	66.4	66.8	66.4	64.6
Avg. Dist. to Rail [m]	5.6	2.0	3.3	4.0	5.0	5.3
Avg. Stride Freq. [Hz]	2.4	2.5	2.4	2.4	2.4	2.4
Avg. Stride Length [m]	5.5	7.4	7.4	7.5	7.6	7.1



- [] Ranking at each section and finish
- :-:- No data available at this section
- NA No data available

Horse/Jockey Name	LUCKY FORTUNA
Finish Rank	5
Fastest Section Time (Section)	0:10.74 (L1000)
Top Speed [km/h] (Section)	68.7 (Overall)
Race State	Finished



Gawler SA - Professional

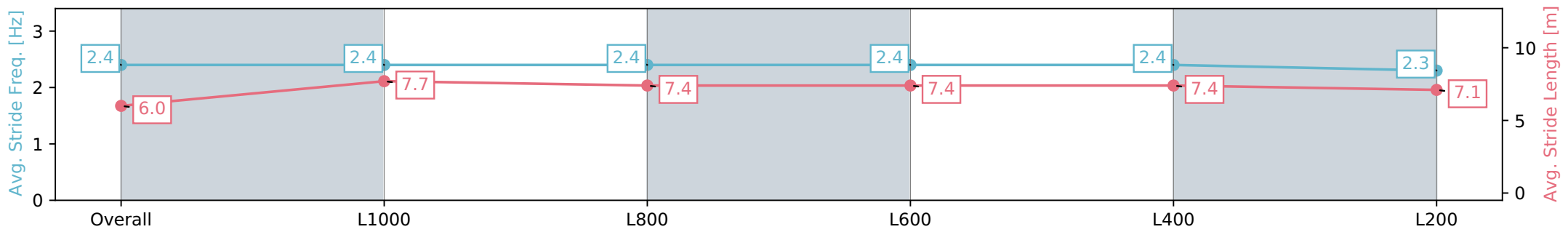
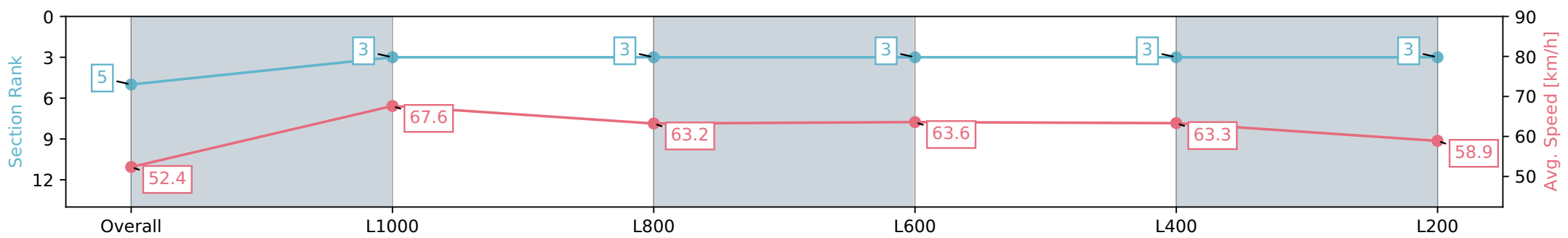
Race 7: 4 Ways Fresh Produce Handicap - 1200m

20 January 2024 - 4:02PM

Track Rating: Good 3, Weather: Fine, Rail Position: +5m
800m-400m, +3m Remainder



Section	Overall	L1000	L800	L600	L400	L200
Section Times	1:11.08 [5] (0:13.76)	0:57.32 [3] (0:10.74)	0:46.57 [3] (0:11.51)	0:35.07 [3] (0:11.39)	0:23.68 [3] (0:11.41)	0:12.27 [3] (0:12.27)
Average Speed [km/h]	52.4	67.6	63.2	63.6	63.3	58.9
Top Speed [km/h]	68.7	68.7	64.9	64.3	64.2	61.9
Avg. Dist. to Rail [m]	7.6	2.2	1.6	1.7	2.8	2.9
Avg. Stride Freq. [Hz]	2.4	2.4	2.4	2.4	2.4	2.3
Avg. Stride Length [m]	6.0	7.7	7.4	7.4	7.4	7.1



- [] Ranking at each section and finish
- :-:- No data available at this section
- NA No data available

Horse/Jockey Name	PRANCING COUNTESS
Finish Rank	6
Fastest Section Time (Section)	0:10.66 (L1000)
Top Speed [km/h] (Section)	69.5 (L1000)
Race State	Finished



Gawler SA - Professional

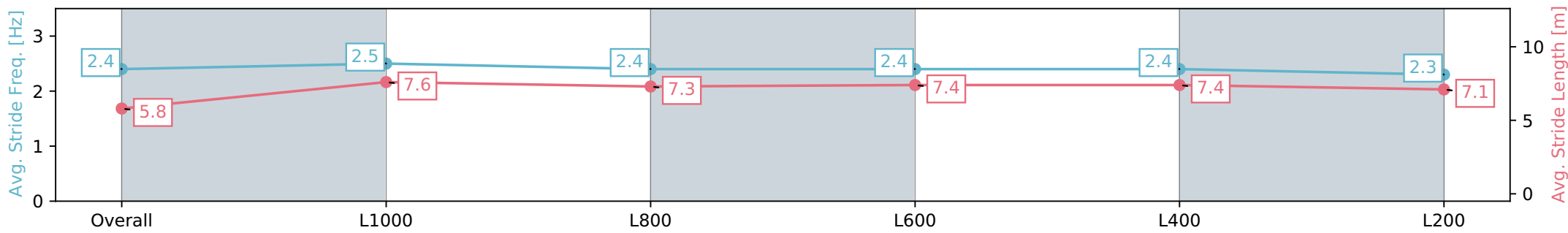
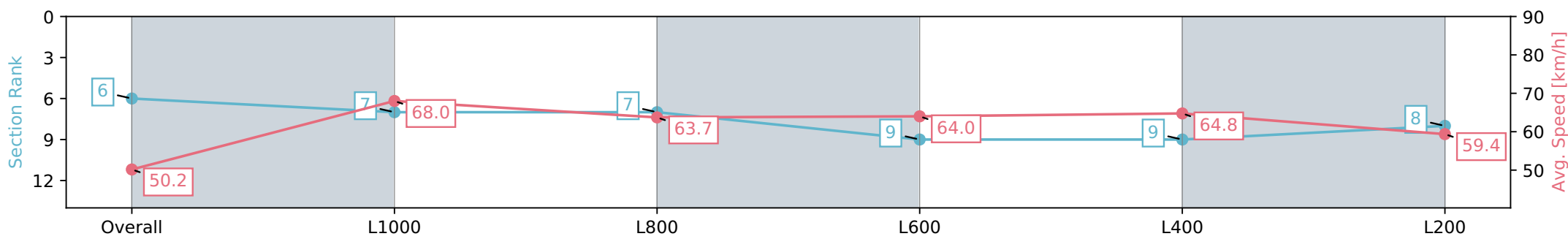
Race 7: 4 Ways Fresh Produce Handicap - 1200m

20 January 2024 - 4:02PM

Track Rating: Good 3, Weather: Fine, Rail Position: +5m
800m-400m, +3m Remainder



Section	Overall	L1000	L800	L600	L400	L200
Section Times	1:11.20 [6] (0:14.36)	0:56.84 [7] (0:10.66)	0:46.18 [7] (0:11.48)	0:34.70 [9] (0:11.35)	0:23.35 [9] (0:11.23)	0:12.12 [8] (0:12.12)
Average Speed [km/h]	50.2	68.0	63.7	64.0	64.8	59.4
Top Speed [km/h]	67.1	69.5	66.1	65.0	65.7	63.2
Avg. Dist. to Rail [m]	4.0	1.6	2.8	1.9	3.7	3.8
Avg. Stride Freq. [Hz]	2.4	2.5	2.4	2.4	2.4	2.3
Avg. Stride Length [m]	5.8	7.6	7.3	7.4	7.4	7.1



Report Created: Sat 20 January 2024 16:44:18 GMT+11 (Note: Timing is based on positional data)

- [] Ranking at each section and finish
- :-:- No data available at this section
- NA No data available

Horse/Jockey Name	ZEBELLA
Finish Rank	7
Fastest Section Time (Section)	0:10.73 (L1000)
Top Speed [km/h] (Section)	70.8 (Overall)
Race State	Finished



Gawler SA - Professional

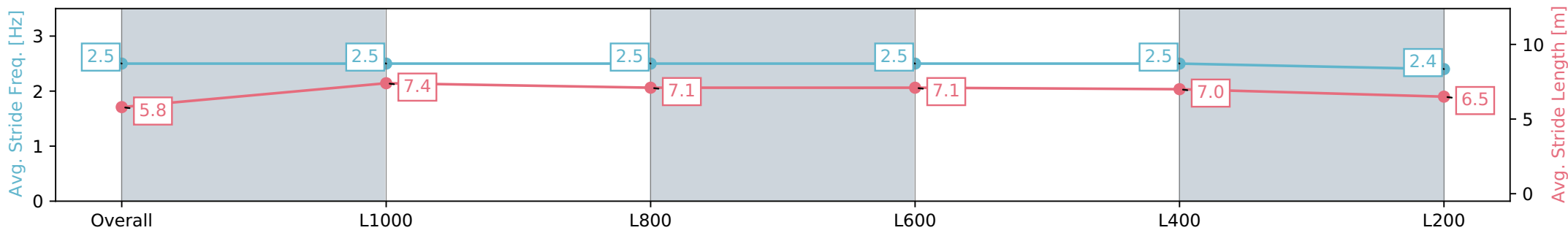
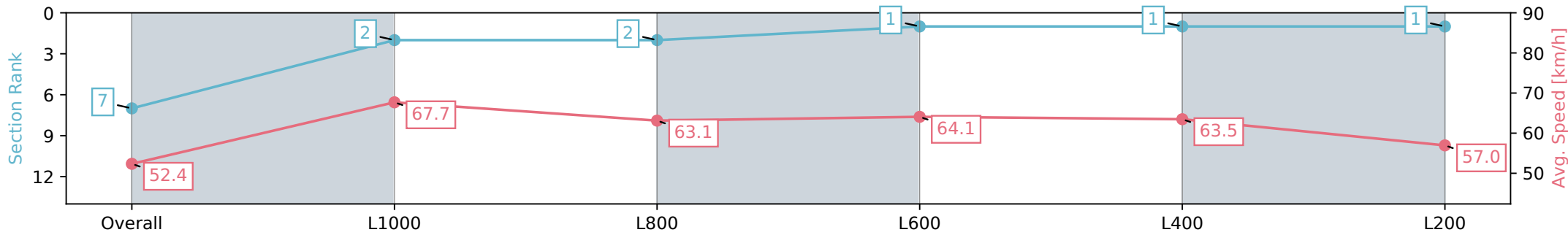
Race 7: 4 Ways Fresh Produce Handicap - 1200m

20 January 2024 - 4:02PM

Track Rating: Good 3, Weather: Fine, Rail Position: +5m
800m-400m, +3m Remainder



Section	Overall	L1000	L800	L600	L400	L200
Section Times	1:11.26 [7] (0:13.71)	0:57.55 [2] (0:10.73)	0:46.82 [2] (0:11.49)	0:35.33 [1] (0:11.31)	0:24.02 [1] (0:11.37)	0:12.65 [1] (0:12.65)
Average Speed [km/h]	52.4	67.7	63.1	64.1	63.5	57.0
Top Speed [km/h]	70.8	70.3	64.7	64.7	64.4	62.3
Avg. Dist. to Rail [m]	4.9	1.6	1.6	1.3	1.3	1.7
Avg. Stride Freq. [Hz]	2.5	2.5	2.5	2.5	2.5	2.4
Avg. Stride Length [m]	5.8	7.4	7.1	7.1	7.0	6.5



- [] Ranking at each section and finish
- :-:- No data available at this section
- NA No data available

Horse/Jockey Name	YEELANNA
Finish Rank	8
Fastest Section Time (Section)	0:10.46 (L1000)
Top Speed [km/h] (Section)	71.3 (L1000)
Race State	Finished



Gawler SA - Professional

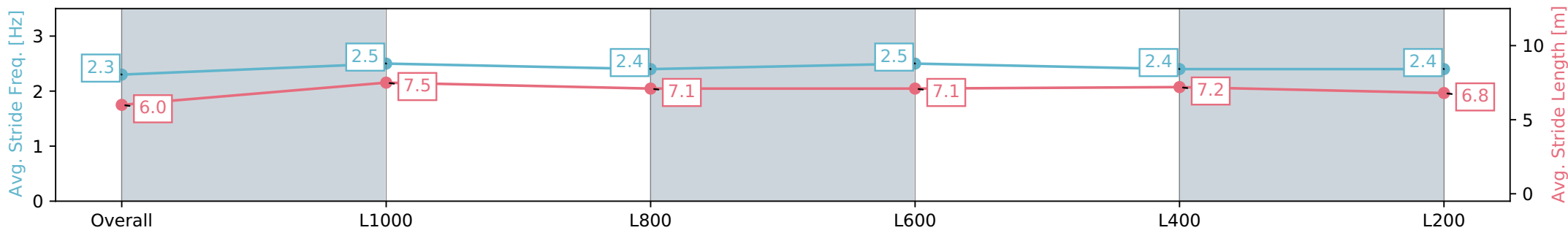
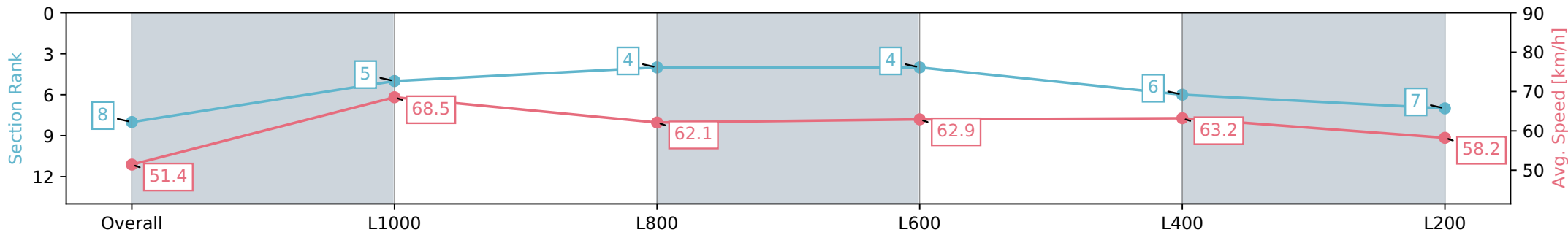
Race 7: 4 Ways Fresh Produce Handicap - 1200m

20 January 2024 - 4:02PM

Track Rating: Good 3, Weather: Fine, Rail Position: +5m
800m-400m, +3m Remainder



Section	Overall	L1000	L800	L600	L400	L200
Section Times	1:11.39 [8] (0:14.05)	0:57.34 [5] (0:10.46)	0:46.88 [4] (0:11.66)	0:35.22 [4] (0:11.50)	0:23.72 [6] (0:11.36)	0:12.36 [7] (0:12.36)
Average Speed [km/h]	51.4	68.5	62.1	62.9	63.2	58.2
Top Speed [km/h]	69.1	71.3	64.1	64.8	65.1	62.3
Avg. Dist. to Rail [m]	2.1	1.8	1.3	1.0	1.5	0.4
Avg. Stride Freq. [Hz]	2.3	2.5	2.4	2.5	2.4	2.4
Avg. Stride Length [m]	6.0	7.5	7.1	7.1	7.2	6.8



- [] Ranking at each section and finish
- :-:- No data available at this section
- NA No data available

Horse/Jockey Name	HOPE AT HAND
Finish Rank	9
Fastest Section Time (Section)	0:10.66 (L1000)
Top Speed [km/h] (Section)	68.7 (L1000)
Race State	Finished



Gawler SA - Professional

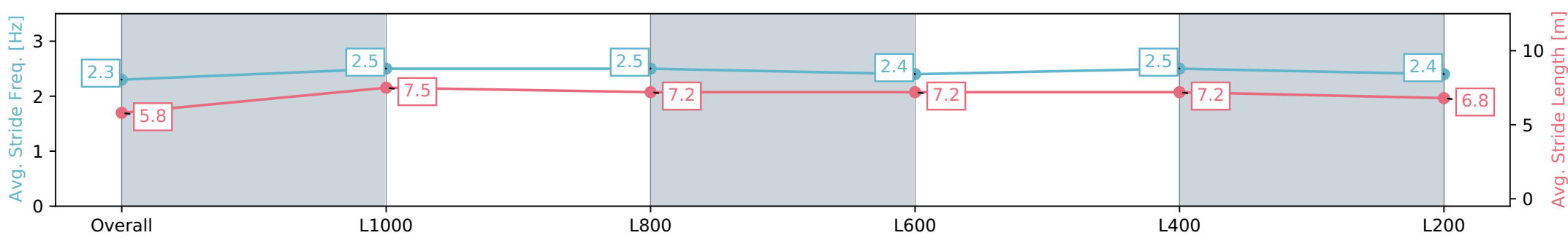
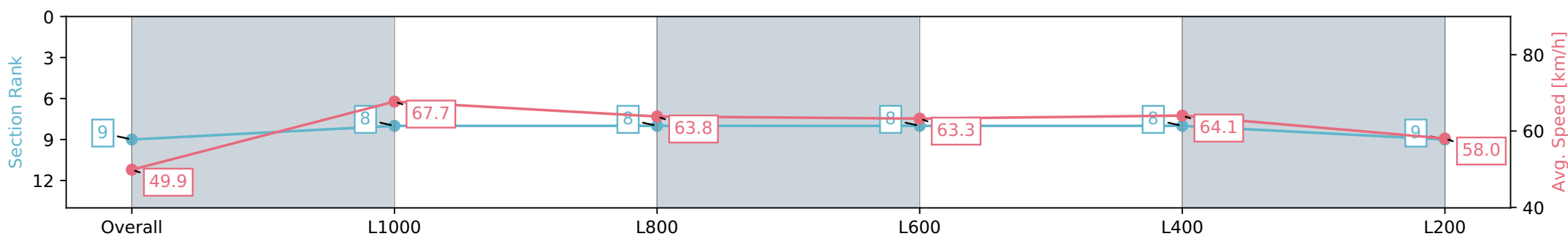
Race 7: 4 Ways Fresh Produce Handicap - 1200m

20 January 2024 - 4:02PM

Track Rating: Good 3, Weather: Fine, Rail Position: +5m
800m-400m, +3m Remainder



Section	Overall	L1000	L800	L600	L400	L200
Section Times	1:11.54 [9] (0:14.44)	0:57.10 [8] (0:10.66)	0:46.44 [8] (0:11.35)	0:35.09 [8] (0:11.39)	0:23.70 [8] (0:11.28)	0:12.41 [9] (0:12.41)
Average Speed [km/h]	49.9	67.7	63.8	63.3	64.1	58.0
Top Speed [km/h]	67.1	68.7	66.7	64.4	64.7	61.7
Avg. Dist. to Rail [m]	3.7	1.8	0.6	0.4	1.0	1.3
Avg. Stride Freq. [Hz]	2.3	2.5	2.5	2.4	2.5	2.4
Avg. Stride Length [m]	5.8	7.5	7.2	7.2	7.2	6.8



- [] Ranking at each section and finish
- :-:- No data available at this section
- NA No data available

Horse/Jockey Name	CUBAN WATERS
Finish Rank	10
Fastest Section Time (Section)	0:10.75 (L1000)
Top Speed [km/h] (Section)	69.8 (L1000)
Race State	Finished



Gawler SA - Professional

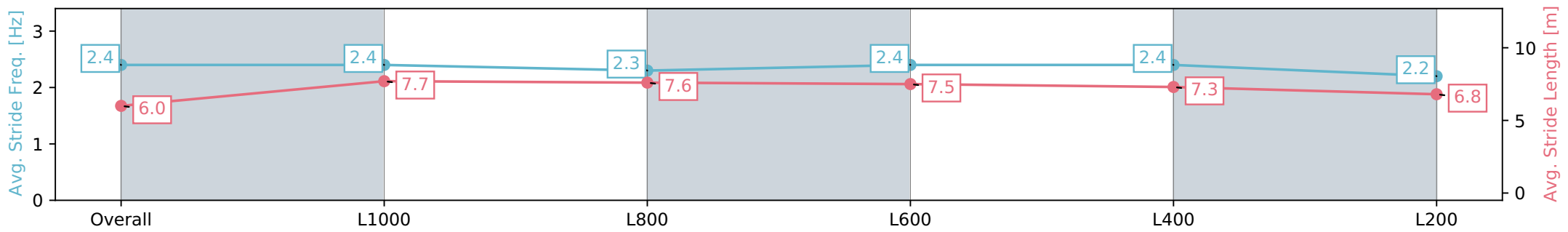
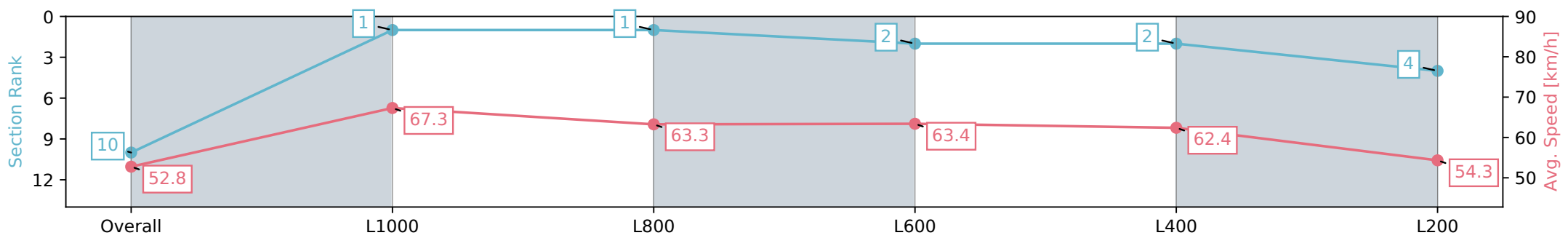
Race 7: 4 Ways Fresh Produce Handicap - 1200m

20 January 2024 - 4:02PM

Track Rating: Good 3, Weather: Fine, Rail Position: +5m
800m-400m, +3m Remainder



Section	Overall	L1000	L800	L600	L400	L200
Section Times	1:12.10 [10] (0:13.65)	0:58.45 [1] (0:10.75)	0:47.70 [1] (0:11.55)	0:36.15 [2] (0:11.35)	0:24.80 [2] (0:11.52)	0:13.28 [4] (0:13.28)
Average Speed [km/h]	52.8	67.3	63.3	63.4	62.4	54.3
Top Speed [km/h]	68.5	69.8	63.8	64.9	65.8	59.1
Avg. Dist. to Rail [m]	1.5	2.2	1.8	0.5	0.7	1.0
Avg. Stride Freq. [Hz]	2.4	2.4	2.3	2.4	2.4	2.2
Avg. Stride Length [m]	6.0	7.7	7.6	7.5	7.3	6.8



Report Created: Sat 20 January 2024 16:44:28 GMT+11 (Note: Timing is based on positional data)

- [] Ranking at each section and finish
- :-:- No data available at this section
- NA No data available



Horse/Jockey Name	DASH IT
Finish Rank	11
Fastest Section Time (Section)	0:11.12 (L1000)
Top Speed [km/h] (Section)	66.3 (L400)
Race State	Finished



Gawler SA - Professional

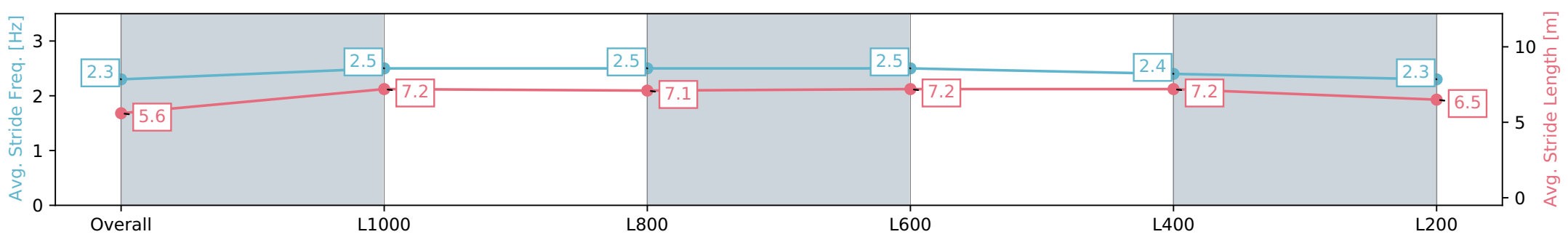
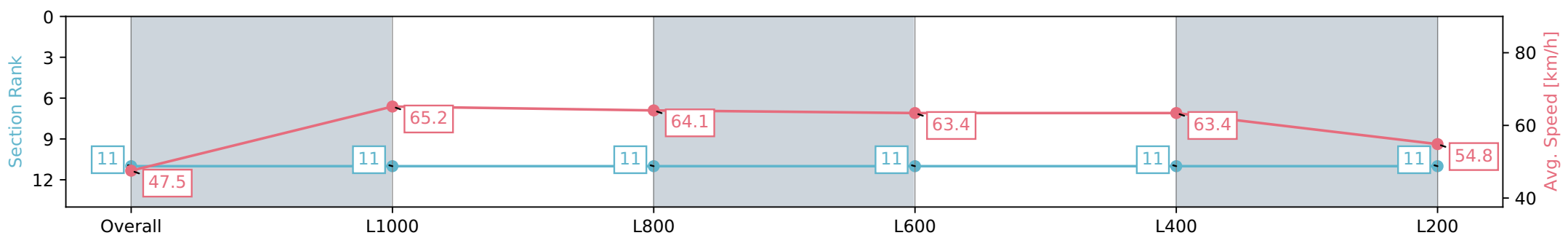
Race 7: 4 Ways Fresh Produce Handicap - 1200m

20 January 2024 - 4:02PM

Track Rating: Good 3, Weather: Fine, Rail Position: +5m
800m-400m, +3m Remainder



Section	Overall	L1000	L800	L600	L400	L200
Section Times	1:13.62 [11] (0:15.14)	0:58.48 [11] (0:11.12)	0:47.36 [11] (0:11.33)	0:36.03 [11] (0:11.53)	0:24.50 [11] (0:11.38)	0:13.12 [11] (0:13.12)
Average Speed [km/h]	47.5	65.2	64.1	63.4	63.4	54.8
Top Speed [km/h]	64.3	66.1	65.0	66.0	66.3	61.3
Avg. Dist. to Rail [m]	3.6	1.3	2.0	2.6	3.3	3.4
Avg. Stride Freq. [Hz]	2.3	2.5	2.5	2.5	2.4	2.3
Avg. Stride Length [m]	5.6	7.2	7.1	7.2	7.2	6.5



- [] Ranking at each section and finish
- :-:- No data available at this section
- NA No data available