



RACING SA

Gawler SA

Race 6: LJ Hooker Property Specialists / Gawler & Barossa Handicap - 1506m

20 January 2024 - 3:23PM



Track Rating: Good 3, Weather: Fine, Rail Position: +5m 800m-400m, +3m Remainder

Section													
Field Times		Overall	L1400	L1200	L1000	L800	L600						
		1:32.43 (0:09.75)	1:22.68 (0:11.84)	1:10.84 (0:12.37)	0:58.47 (0:12.56)	0:45.91 (0:11.78)	0:34.13 (0:11.36)						
Position	#	Horse/Jockey	Barrier	Top Speed [km/h]	Fastest Section	First 400m							From Winner [m]
1	3	POOL PONY Jake Toeroek	7	66.6 400-200	0:09.81 1600-1400	0:27.41	1:32.43 (0:09.81)	1:22.62 [2] (0:11.88)	1:10.74 [2] (0:12.36)	0:58.38 [2] (0:12.50)	0:45.88 [2] (0:11.81)	0:34.07 [2] (0:11.31)	
2	1	MAGNETIC EDGE Jacob Opperman	4	65.9 600-400	0:09.84 1600-1400	0:27.59	1:32.46 (0:09.84)	1:22.62 [3] (0:12.04)	1:10.57 [4] (0:12.44)	0:58.14 [4] (0:12.57)	0:45.56 [4] (0:11.75)	0:33.81 [4] (0:11.19)	+3
3	9	MUG'S GAME Dom Tourneur	1	66.5 400-200	0:09.75 1600-1400	0:27.30	1:32.51 (0:09.75)	1:22.76 [1] (0:11.84)	1:10.92 [1] (0:12.36)	0:58.56 [1] (0:12.56)	0:46.00 [1] (0:11.78)	0:34.22 [1] (0:11.36)	-1
4	7	DAWNBURST Jason Holder	9	67.2 400-200	0:10.08 1600-1400	0:28.00	1:32.64 (0:10.08)	1:22.56 [5] (0:12.16)	1:10.40 [5] (0:12.49)	0:57.91 [6] (0:12.55)	0:45.36 [6] (0:11.69)	0:33.67 [6] (0:11.11)	+1
5	10	PEACEMAKER Teagan Voorham	8	65.2 600-400	0:10.41 1600-1400	0:27.96	1:32.97 (0:10.41)	1:22.56 [8] (0:11.88)	1:10.68 [6] (0:12.34)	0:58.34 [5] (0:12.53)	0:45.81 [5] (0:11.60)	0:34.21 [5] (0:11.28)	-3
6	2	EUREKA'S VICTORY Callan Murray	2	64.3 400-200	0:10.04 1600-1400	0:27.55	1:33.16 (0:10.04)	1:23.12 [4] (0:11.81)	1:11.31 [3] (0:12.35)	0:58.96 [3] (0:12.54)	0:46.42 [3] (0:11.79)	0:34.63 [3] (0:11.38)	-1
7	8	MORE SUGAR Margaret Collett	6	66.4 600-400	0:10.18 1600-1400	0:28.17	1:33.33 (0:10.18)	1:23.15 [6] (0:12.19)	1:10.96 [7] (0:12.60)	0:58.36 [8] (0:12.59)	0:45.77 [8] (0:11.56)	0:34.21 [8] (0:11.19)	+5
8	4	SET TO PROPHET Samuel Payne	10	66.1 600-400	0:10.39 1600-1400	0:28.28	1:33.75 (0:10.39)	1:23.36 [7] (0:12.18)	1:11.18 [8] (0:12.36)	0:58.82 [7] (0:12.60)	0:46.22 [7] (0:11.55)	0:34.67 [7] (0:11.20)	+0

Scratched: Badiss (#5), I'm Kenny (#6)

- [] Position in running at each section and finish
- # Saddle cloth number
- :-:- No data available at this section
- █ Background shading for fastest section
- NA No data available



RACING SA

Gawler SA

Race 6: LJ Hooker Property Specialists / Gawler & Barossa Handicap - 1506m

20 January 2024 - 3:23PM



Track Rating: Good 3, Weather: Fine, Rail Position: +5m 800m-400m, +3m Remainder

Section

Field Times

L400

0:22.77

(0:11.12)

L200

0:11.65

(0:11.65)

Position	#	Horse/Jockey	Barrier	Top Speed [km/h]	Fastest Section	First 400m	L400	L200	Margin	From Winner [m]
1	3	POOL PONY Jake Toeroek	7	66.6 400-200	0:09.81 1600-1400	0:27.41	0:22.76 [2] (0:11.13)	0:11.63 [2] (0:11.63)	1:32.43	
2	1	MAGNETIC EDGE Jacob Opperman	4	65.9 600-400	0:09.84 1600-1400	0:27.59	0:22.62 [3] (0:11.16)	0:11.46 [3] (0:11.46)	0.2L	+3
3	9	MUG'S GAME Dom Tourneur	1	66.5 400-200	0:09.75 1600-1400	0:27.30	0:22.86 [1] (0:11.12)	0:11.74 [1] (0:11.74)	0.5L	-1
4	7	DAWNBURST Jason Holder	9	67.2 400-200	0:10.08 1600-1400	0:28.00	0:22.56 [6] (0:10.98)	0:11.57 [4] (0:11.57)	1.3L	+1
5	10	PEACEMAKER Teagan Voorham	8	65.2 600-400	0:10.41 1600-1400	0:27.96	0:22.93 [5] (0:11.28)	0:11.65 [6] (0:11.65)	3.5L	-3
6	2	EUREKA'S VICTORY Callan Murray	2	64.3 400-200	0:10.04 1600-1400	0:27.55	0:23.25 [4] (0:11.28)	0:11.96 [5] (0:11.96)	4.6L	-1
7	8	MORE SUGAR Margaret Collett	6	66.4 600-400	0:10.18 1600-1400	0:28.17	0:23.02 [8] (0:11.28)	0:11.74 [7] (0:11.74)	5.7L	+5
8	4	SET TO PROPHET Samuel Payne	10	66.1 600-400	0:10.39 1600-1400	0:28.28	0:23.47 [7] (0:11.44)	0:12.03 [8] (0:12.03)	8.4L	+0

Scratched: Badiss (#5), I'm Kenny (#6)

Horse/Jockey Name	POOL PONY
Finish Rank	1
Fastest Section Time (Section)	0:09.81 (Overall)
Top Speed [km/h] (Section)	66.6 (L400)
Race State	Finished



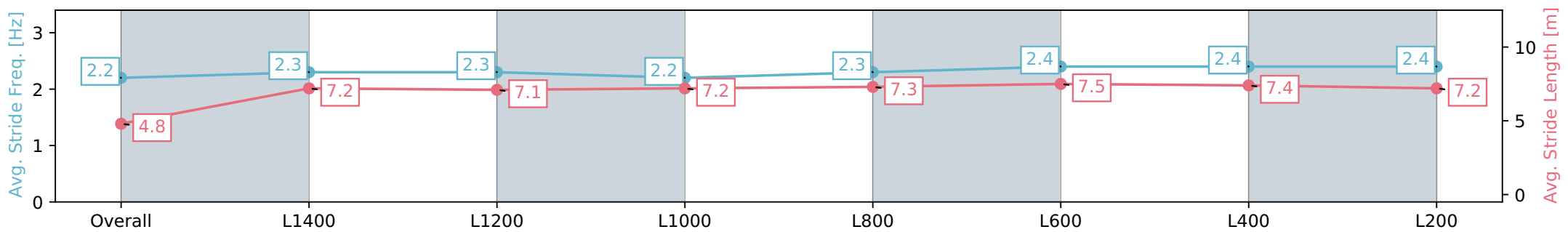
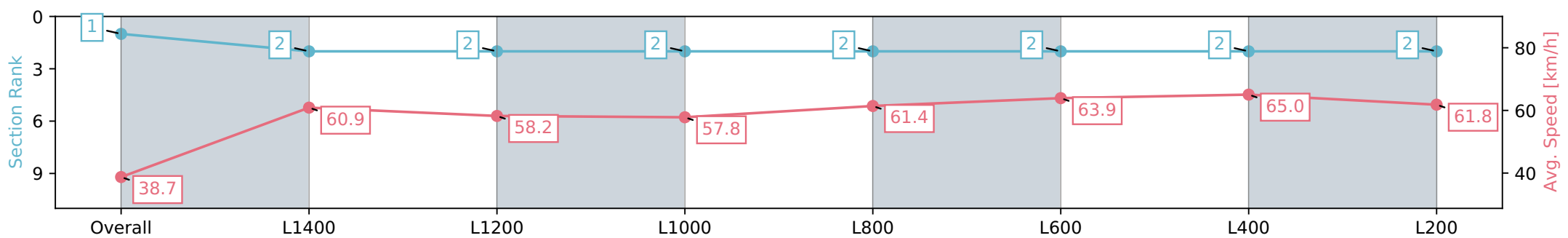
Gawler SA - Professional
 Race 6: LJ Hooker Property Specialists / Gawler & Barossa
 Handicap - 1506m



20 January 2024 - 3:23PM

Track Rating: Good 3, Weather: Fine, Rail Position: +5m
 800m-400m, +3m Remainder

Section	Overall	L1400	L1200	L1000	L800	L600	L400	L200
Section Times	1:32.43 [1] (0:09.81)	1:22.62 [2] (0:11.88)	1:10.74 [2] (0:12.36)	0:58.38 [2] (0:12.50)	0:45.88 [2] (0:11.81)	0:34.07 [2] (0:11.31)	0:22.76 [2] (0:11.13)	0:11.63 [2] (0:11.63)
Average Speed [km/h]	38.7	60.9	58.2	57.8	61.4	63.9	65.0	61.8
Top Speed [km/h]	60.1	61.7	59.9	60.5	63.2	66.2	66.6	64.9
Avg. Dist. to Rail [m]	7.3	1.8	0.4	1.4	1.2	0.9	2.1	3.3
Avg. Stride Freq. [Hz]	2.2	2.3	2.3	2.2	2.3	2.4	2.4	2.4
Avg. Stride Length [m]	4.8	7.2	7.1	7.2	7.3	7.5	7.4	7.2



Report Created: Sat 20 January 2024 16:08:34 GMT+11 (Note: Timing is based on positional data)

- [] Ranking at each section and finish
- :-:- No data available at this section
- NA No data available

Horse/Jockey Name	MAGNETIC EDGE
Finish Rank	2
Fastest Section Time (Section)	0:09.84 (Overall)
Top Speed [km/h] (Section)	65.9 (L600)
Race State	Finished



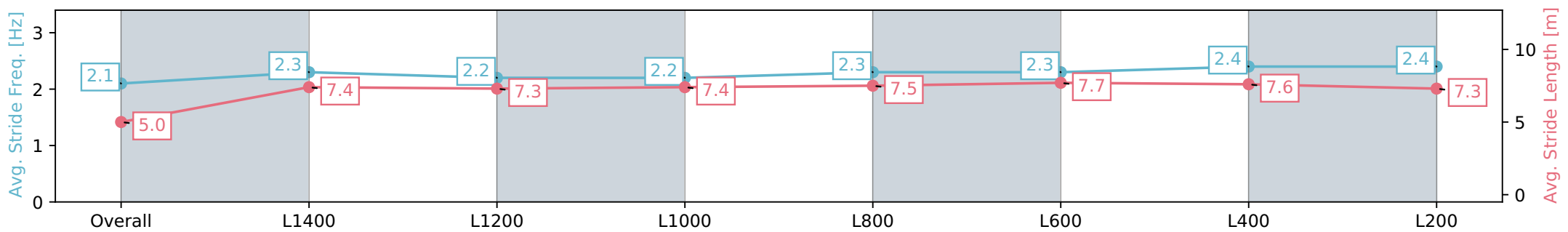
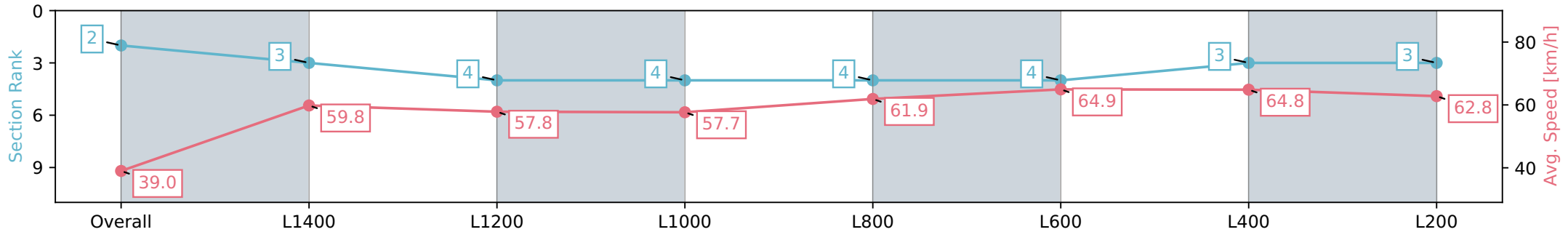
Gawler SA - Professional
 Race 6: LJ Hooker Property Specialists / Gawler & Barossa
 Handicap - 1506m



20 January 2024 - 3:23PM

Track Rating: Good 3, Weather: Fine, Rail Position: +5m
 800m-400m, +3m Remainder

Section	Overall	L1400	L1200	L1000	L800	L600	L400	L200
Section Times	1:32.46 [2] (0:09.84)	1:22.62 [3] (0:12.04)	1:10.57 [4] (0:12.44)	0:58.14 [4] (0:12.57)	0:45.56 [4] (0:11.75)	0:33.81 [4] (0:11.19)	0:22.62 [3] (0:11.16)	0:11.46 [3] (0:11.46)
Average Speed [km/h]	39.0	59.8	57.8	57.7	61.9	64.9	64.8	62.8
Top Speed [km/h]	58.2	61.2	59.6	60.0	64.4	65.9	65.7	64.6
Avg. Dist. to Rail [m]	5.0	1.3	0.8	1.6	1.7	1.8	2.4	1.3
Avg. Stride Freq. [Hz]	2.1	2.3	2.2	2.2	2.3	2.3	2.4	2.4
Avg. Stride Length [m]	5.0	7.4	7.3	7.4	7.5	7.7	7.6	7.3



Report Created: Sat 20 January 2024 16:08:37 GMT+11 (Note: Timing is based on positional data)

- [] Ranking at each section and finish
- :-:- No data available at this section
- NA No data available

Horse/Jockey Name	MUG'S GAME
Finish Rank	3
Fastest Section Time (Section)	0:09.75 (Overall)
Top Speed [km/h] (Section)	66.5 (L400)
Race State	Finished



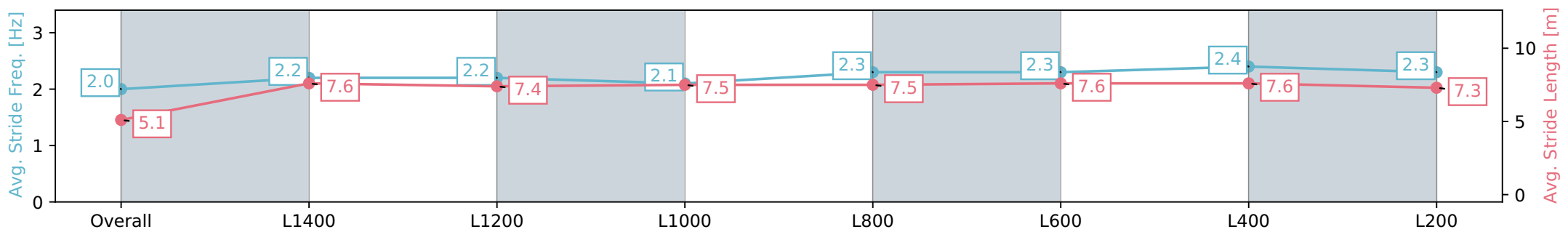
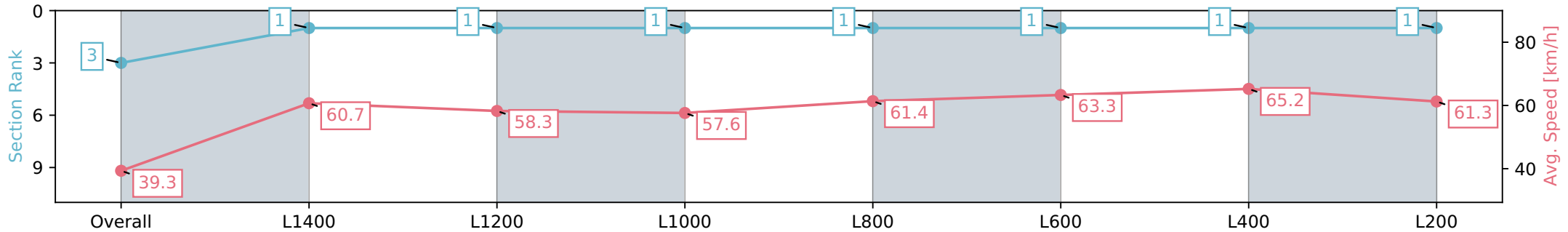
Gawler SA - Professional
Race 6: LJ Hooker Property Specialists / Gawler & Barossa
Handicap - 1506m



20 January 2024 - 3:23PM

Track Rating: Good 3, Weather: Fine, Rail Position: +5m
800m-400m, +3m Remainder

Section	Overall	L1400	L1200	L1000	L800	L600	L400	L200
Section Times	1:32.51 [3] (0:09.75)	1:22.76 [1] (0:11.84)	1:10.92 [1] (0:12.36)	0:58.56 [1] (0:12.56)	0:46.00 [1] (0:11.78)	0:34.22 [1] (0:11.36)	0:22.86 [1] (0:11.12)	0:11.74 [1] (0:11.74)
Average Speed [km/h]	39.3	60.7	58.3	57.6	61.4	63.3	65.2	61.3
Top Speed [km/h]	59.8	61.7	59.9	59.1	62.5	65.5	66.5	63.1
Avg. Dist. to Rail [m]	4.0	0.7	0.2	1.0	0.5	0.4	2.4	1.3
Avg. Stride Freq. [Hz]	2.0	2.2	2.2	2.1	2.3	2.3	2.4	2.3
Avg. Stride Length [m]	5.1	7.6	7.4	7.5	7.5	7.6	7.6	7.3



Report Created: Sat 20 January 2024 16:08:41 GMT+11 (Note: Timing is based on positional data)

- [] Ranking at each section and finish
- :-:- No data available at this section
- NA No data available

Horse/Jockey Name	DAWNBURST
Finish Rank	4
Fastest Section Time (Section)	0:10.08 (Overall)
Top Speed [km/h] (Section)	67.2 (L400)
Race State	Finished



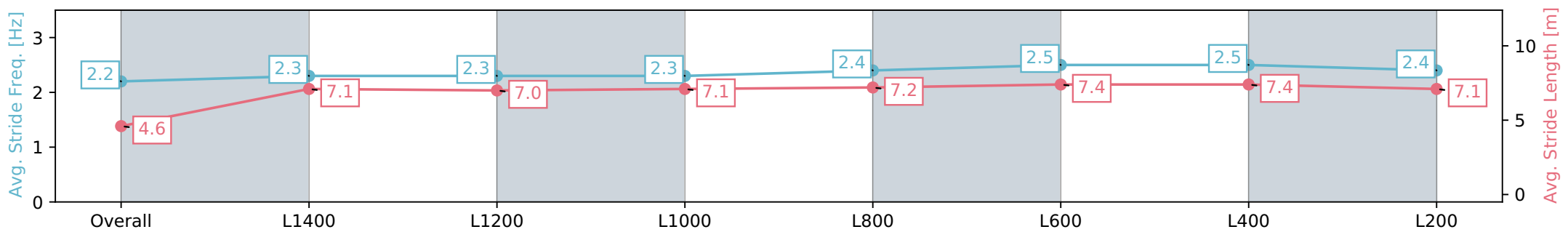
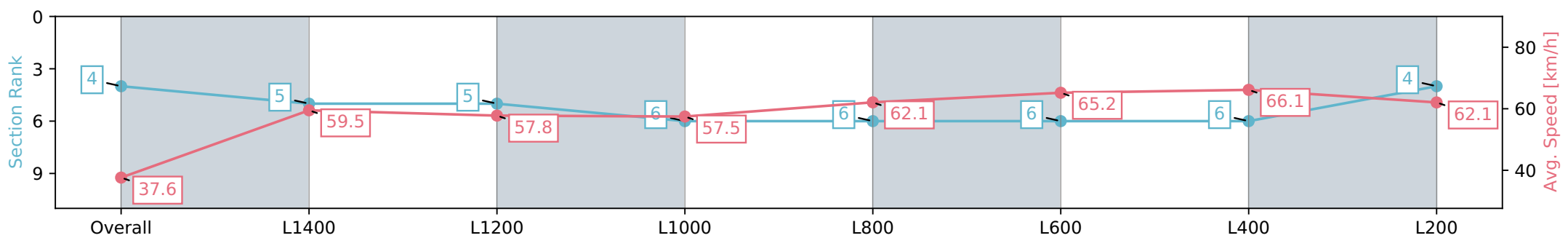
Gawler SA - Professional
 Race 6: LJ Hooker Property Specialists / Gawler & Barossa
 Handicap - 1506m



20 January 2024 - 3:23PM

Track Rating: Good 3, Weather: Fine, Rail Position: +5m
 800m-400m, +3m Remainder

Section	Overall	L1400	L1200	L1000	L800	L600	L400	L200
Section Times	1:32.64 [4] (0:10.08)	1:22.56 [5] (0:12.16)	1:10.40 [5] (0:12.49)	0:57.91 [6] (0:12.55)	0:45.36 [6] (0:11.69)	0:33.67 [6] (0:11.11)	0:22.56 [6] (0:10.98)	0:11.57 [4] (0:11.57)
Average Speed [km/h]	37.6	59.5	57.8	57.5	62.1	65.2	66.1	62.1
Top Speed [km/h]	58.9	60.8	58.9	59.7	64.6	66.2	67.2	65.2
Avg. Dist. to Rail [m]	8.5	1.9	0.7	1.5	1.0	1.3	2.7	3.1
Avg. Stride Freq. [Hz]	2.2	2.3	2.3	2.3	2.4	2.5	2.5	2.4
Avg. Stride Length [m]	4.6	7.1	7.0	7.1	7.2	7.4	7.4	7.1



Report Created: Sat 20 January 2024 16:08:45 GMT+11 (Note: Timing is based on positional data)

- [] Ranking at each section and finish
- :-:- No data available at this section
- NA No data available

Horse/Jockey Name	PEACEMAKER
Finish Rank	5
Fastest Section Time (Section)	0:10.41 (Overall)
Top Speed [km/h] (Section)	65.2 (L600)
Race State	Finished



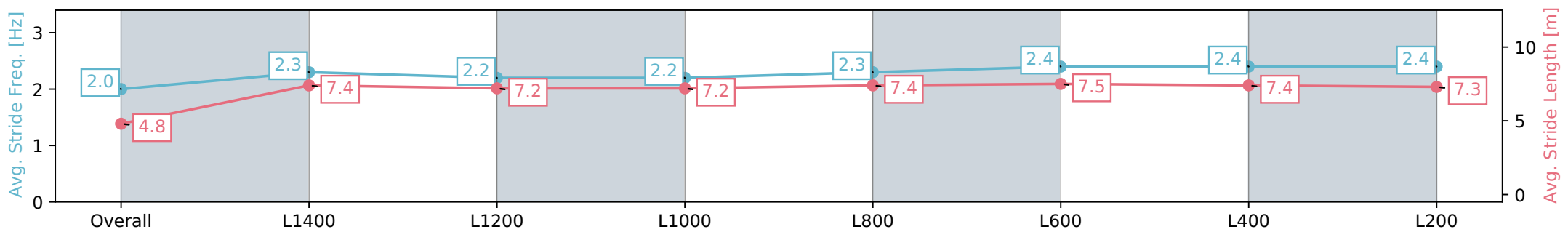
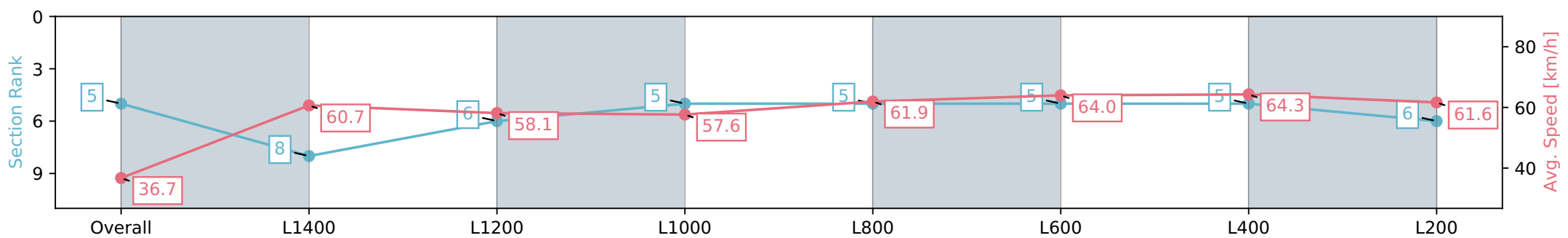
Gawler SA - Professional
 Race 6: LJ Hooker Property Specialists / Gawler & Barossa
 Handicap - 1506m



20 January 2024 - 3:23PM

Track Rating: Good 3, Weather: Fine, Rail Position: +5m
 800m-400m, +3m Remainder

Section	Overall	L1400	L1200	L1000	L800	L600	L400	L200
Section Times	1:32.97 [5] (0:10.41)	1:22.56 [8] (0:11.88)	1:10.68 [6] (0:12.34)	0:58.34 [5] (0:12.53)	0:45.81 [5] (0:11.60)	0:34.21 [5] (0:11.28)	0:22.93 [5] (0:11.28)	0:11.65 [6] (0:11.65)
Average Speed [km/h]	36.7	60.7	58.1	57.6	61.9	64.0	64.3	61.6
Top Speed [km/h]	58.7	61.6	60.4	59.1	63.9	65.2	65.1	64.0
Avg. Dist. to Rail [m]	6.8	0.8	1.1	0.6	0.3	0.9	3.2	3.4
Avg. Stride Freq. [Hz]	2.0	2.3	2.2	2.2	2.3	2.4	2.4	2.4
Avg. Stride Length [m]	4.8	7.4	7.2	7.2	7.4	7.5	7.4	7.3



- [] Ranking at each section and finish
- :-:- No data available at this section
- NA No data available

Horse/Jockey Name	EUREKA'S VICTORY
Finish Rank	6
Fastest Section Time (Section)	0:10.04 (Overall)
Top Speed [km/h] (Section)	64.3 (L400)
Race State	Finished



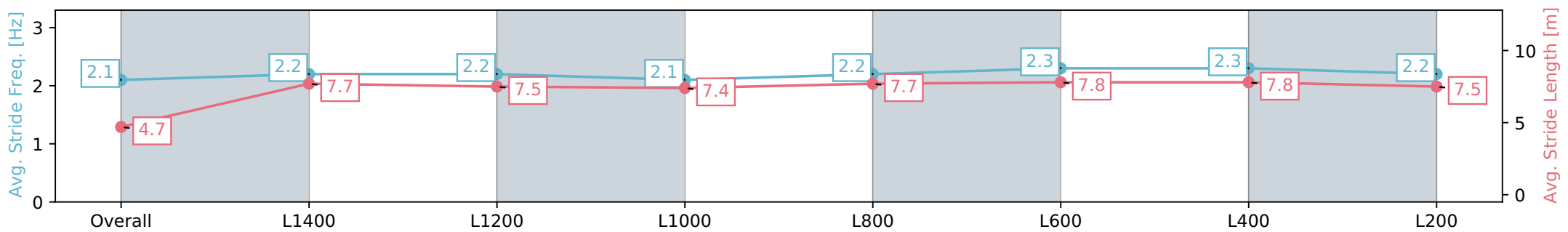
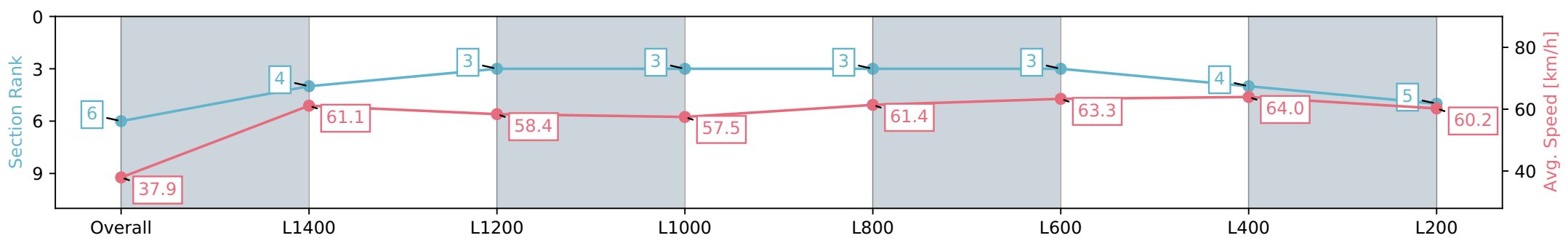
Gawler SA - Professional
 Race 6: LJ Hooker Property Specialists / Gawler & Barossa
 Handicap - 1506m



20 January 2024 - 3:23PM

Track Rating: Good 3, Weather: Fine, Rail Position: +5m
 800m-400m, +3m Remainder

Section	Overall	L1400	L1200	L1000	L800	L600	L400	L200
Section Times	1:33.16 [6] (0:10.04)	1:23.12 [4] (0:11.81)	1:11.31 [3] (0:12.35)	0:58.96 [3] (0:12.54)	0:46.42 [3] (0:11.79)	0:34.63 [3] (0:11.38)	0:23.25 [4] (0:11.28)	0:11.96 [5] (0:11.96)
Average Speed [km/h]	37.9	61.1	58.4	57.5	61.4	63.3	64.0	60.2
Top Speed [km/h]	60.6	61.8	60.4	59.5	63.3	64.3	64.3	61.8
Avg. Dist. to Rail [m]	6.0	1.9	0.7	1.1	0.6	0.5	1.6	0.6
Avg. Stride Freq. [Hz]	2.1	2.2	2.2	2.1	2.2	2.3	2.3	2.2
Avg. Stride Length [m]	4.7	7.7	7.5	7.4	7.7	7.8	7.8	7.5



Report Created: Sat 20 January 2024 16:08:52 GMT+11 (Note: Timing is based on positional data)

- [] Ranking at each section and finish
- :-:- No data available at this section
- NA No data available

Horse/Jockey Name	MORE SUGAR
Finish Rank	7
Fastest Section Time (Section)	0:10.18 (Overall)
Top Speed [km/h] (Section)	66.4 (L600)
Race State	Finished



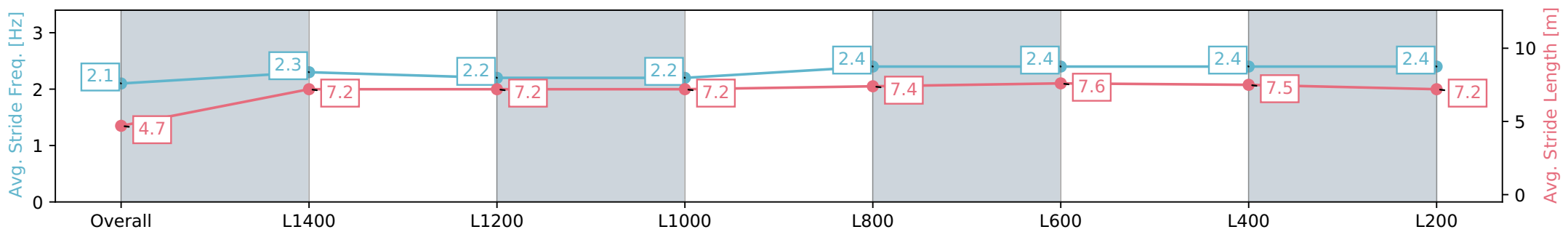
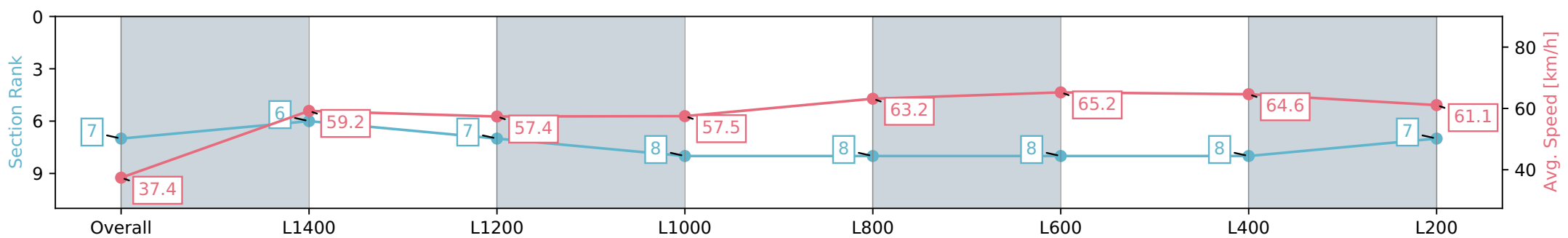
Gawler SA - Professional
 Race 6: LJ Hooker Property Specialists / Gawler & Barossa
 Handicap - 1506m



20 January 2024 - 3:23PM

Track Rating: Good 3, Weather: Fine, Rail Position: +5m
 800m-400m, +3m Remainder

Section	Overall	L1400	L1200	L1000	L800	L600	L400	L200
Section Times	1:33.33 [7] (0:10.18)	1:23.15 [6] (0:12.19)	1:10.96 [7] (0:12.60)	0:58.36 [8] (0:12.59)	0:45.77 [8] (0:11.56)	0:34.21 [8] (0:11.19)	0:23.02 [8] (0:11.28)	0:11.74 [7] (0:11.74)
Average Speed [km/h]	37.4	59.2	57.4	57.5	63.2	65.2	64.6	61.1
Top Speed [km/h]	57.9	61.0	58.7	61.6	65.3	66.4	65.6	64.1
Avg. Dist. to Rail [m]	6.5	2.0	1.3	2.0	2.1	3.3	5.2	5.0
Avg. Stride Freq. [Hz]	2.1	2.3	2.2	2.2	2.4	2.4	2.4	2.4
Avg. Stride Length [m]	4.7	7.2	7.2	7.2	7.4	7.6	7.5	7.2



- [] Ranking at each section and finish
- :-:- No data available at this section
- NA No data available

Horse/Jockey Name	SET TO PROPHET
Finish Rank	8
Fastest Section Time (Section)	0:10.39 (Overall)
Top Speed [km/h] (Section)	66.1 (L600)
Race State	Finished



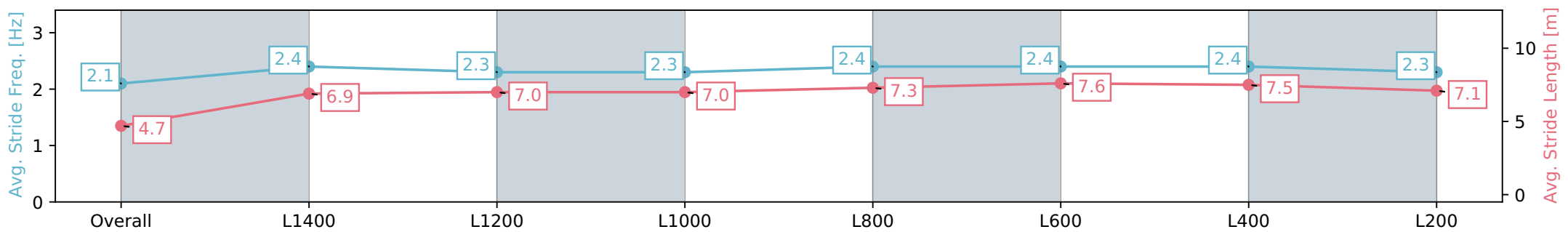
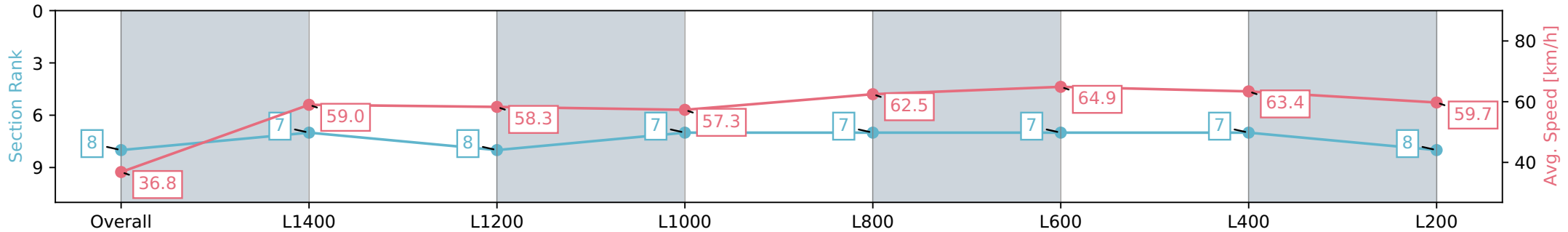
Gawler SA - Professional
 Race 6: LJ Hooker Property Specialists / Gawler & Barossa
 Handicap - 1506m



20 January 2024 - 3:23PM

Track Rating: Good 3, Weather: Fine, Rail Position: +5m
 800m-400m, +3m Remainder

Section	Overall	L1400	L1200	L1000	L800	L600	L400	L200
Section Times	1:33.75 [8] (0:10.39)	1:23.36 [7] (0:12.18)	1:11.18 [8] (0:12.36)	0:58.82 [7] (0:12.60)	0:46.22 [7] (0:11.55)	0:34.67 [7] (0:11.20)	0:23.47 [7] (0:11.44)	0:12.03 [8] (0:12.03)
Average Speed [km/h]	36.8	59.0	58.3	57.3	62.5	64.9	63.4	59.7
Top Speed [km/h]	59.6	61.5	60.4	61.9	64.4	66.1	64.6	61.8
Avg. Dist. to Rail [m]	7.5	1.1	0.6	0.7	0.8	1.7	3.5	3.6
Avg. Stride Freq. [Hz]	2.1	2.4	2.3	2.3	2.4	2.4	2.4	2.3
Avg. Stride Length [m]	4.7	6.9	7.0	7.0	7.3	7.6	7.5	7.1



Report Created: Sat 20 January 2024 16:08:58 GMT+11 (Note: Timing is based on positional data)

- [] Ranking at each section and finish
- :-:- No data available at this section
- NA No data available