



RACING SA

Gawler SA

Race 3: Contract Engineering Handicap - 1706m

20 January 2024 - 1:35PM



Track Rating: Good 4, Weather: Fine, Rail Position: +5m 800m-400m, +3m Remainder

Section								Overall	L1600	L1400	L1200	L1000	L800		
Field Times								1:43.75 (0:10.03)	1:33.72 (0:11.46)	1:22.27 (0:11.13)	1:11.14 (0:11.24)	0:59.90 (0:11.41)	0:48.49 (0:11.84)		
Position	#	Horse/Jockey	Barrier	Top Speed [km/h]	Fastest Section	First 400m								From Winner [m]	
1	3	SECOND TO NUN Rochelle Milnes	3	65.8 1400-1200	0:10.06 1800-1600	0:26.78	1:43.75 (0:10.06)	1:33.69 [2] (0:11.52)	1:22.17 [2] (0:11.05)	1:11.12 [2] (0:11.25)	0:59.87 [2] (0:11.37)	0:48.50 [1] (0:11.85)			
2	4	WILD WILLY Jacob Opperman	5	65.2 1200-1000	0:10.40 1800-1600	0:27.37	1:43.99 (0:10.40)	1:33.59 [6] (0:11.77)	1:21.82 [6] (0:11.27)	1:10.55 [6] (0:11.35)	0:59.20 [6] (0:11.57)	0:47.62 [6] (0:11.61)		+0	
3	5	TAMETOMO Teagan Voorham	4	65.7 1400-1200	0:10.02 1800-1600	0:26.93	1:44.87 (0:10.02)	1:34.85 [1] (0:11.67)	1:23.18 [3] (0:11.21)	1:11.97 [3] (0:11.24)	1:00.73 [3] (0:11.28)	0:49.45 [3] (0:11.90)		+1	
4	1	APACHE STAR Kayla Crowther	2	65.4 1400-1200	0:10.07 1800-1600	0:26.71	1:45.50 (0:10.07)	1:35.43 [3] (0:11.41)	1:24.02 [1] (0:11.12)	1:12.90 [1] (0:11.25)	1:01.65 [1] (0:11.46)	0:50.19 [2] (0:11.84)		-7	
5	7	REBEL CONSORTIUM Jason Holder	6	65.4 1400-1200	0:10.34 1800-1600	0:27.25	1:46.58 (0:10.34)	1:36.24 [5] (0:11.65)	1:24.59 [5] (0:11.19)	1:13.40 [4] (0:11.33)	1:02.07 [4] (0:11.50)	0:50.56 [4] (0:11.91)		+1	
6	8	SPEAKEASY Dom Tourneur	1	64.9 1600-1400	0:10.21 1800-1600	0:27.16	1:47.29 (0:10.21)	1:37.08 [4] (0:11.68)	1:25.40 [4] (0:11.31)	1:14.09 [5] (0:11.40)	1:02.69 [5] (0:11.59)	0:51.10 [5] (0:11.83)		-6	

Scratched: Crown Mint (#2), Rabtat (#6)

- [] Position in running at each section and finish
- # Saddle cloth number
- :-:- No data available at this section
- █ Background shading for fastest section
- NA No data available



RACING SA

Gawler SA

Race 3: Contract Engineering Handicap - 1706m

20 January 2024 - 1:35PM



Track Rating: Good 4, Weather: Fine, Rail Position: +5m 800m-400m, +3m Remainder

Section

Field Times

L600	L400	L200
0:36.65	0:24.75	0:12.59
(0:11.90)	(0:12.16)	(0:12.59)

Position	#	Horse/Jockey	Barrier	Top Speed [km/h]	Fastest Section	First 400m	L600	L400	L200	Margin	From Winner [m]
1	3	SECOND TO NUN Rochelle Milnes	3	65.8 1400-1200	0:10.06 1800-1600	0:26.78	0:36.65 [1] (0:11.89)	0:24.76 [1] (0:12.16)	0:12.60 [1] (0:12.60)	1:43.75	
2	4	WILD WILLY Jacob Opperman	5	65.2 1200-1000	0:10.40 1800-1600	0:27.37	0:36.01 [5] (0:11.62)	0:24.39 [4] (0:11.95)	0:12.44 [2] (0:12.44)	1.5L	+0
3	5	TAMETOMO Teagan Voorham	4	65.7 1400-1200	0:10.02 1800-1600	0:26.93	0:37.55 [3] (0:11.88)	0:25.67 [2] (0:12.38)	0:13.28 [3] (0:13.28)	7.1L	+1
4	1	APACHE STAR Kayla Crowther	2	65.4 1400-1200	0:10.07 1800-1600	0:26.71	0:38.35 [2] (0:12.07)	0:26.28 [3] (0:12.59)	0:13.69 [4] (0:13.69)	11.1L	-7
5	7	REBEL CONSORTIUM Jason Holder	6	65.4 1400-1200	0:10.34 1800-1600	0:27.25	0:38.66 [4] (0:12.09)	0:26.56 [6] (0:12.47)	0:14.10 [5] (0:14.10)	17.9L	+1
6	8	SPEAKEASY Dom Tourneur	1	64.9 1600-1400	0:10.21 1800-1600	0:27.16	0:39.27 [6] (0:11.95)	0:27.32 [5] (0:12.56)	0:14.75 [6] (0:14.75)	22.4L	-6

Scratched: Crown Mint (#2), Rabtat (#6)

- [] Position in running at each section and finish
- # Saddle cloth number
- :-:- No data available at this section
- Background shading for fastest section
- NA No data available

Horse/Jockey Name	SECOND TO NUN
Finish Rank	1
Fastest Section Time (Section)	0:10.06 (Overall)
Top Speed [km/h] (Section)	65.8 (L1400)
Race State	Finished



Gawler SA - Professional

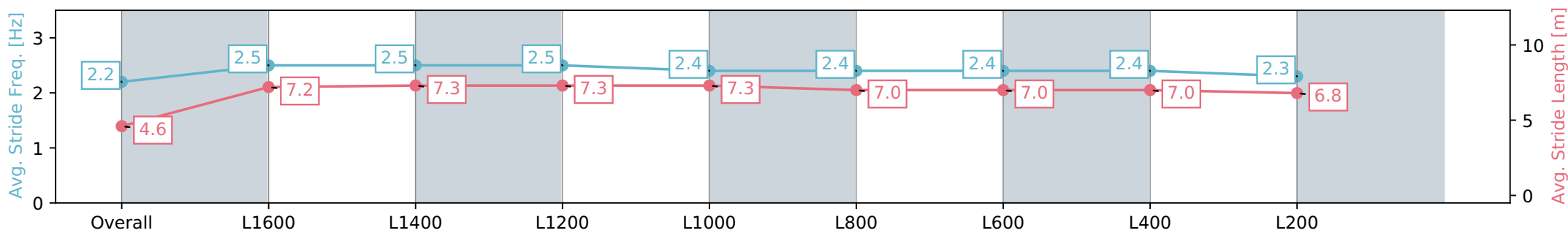
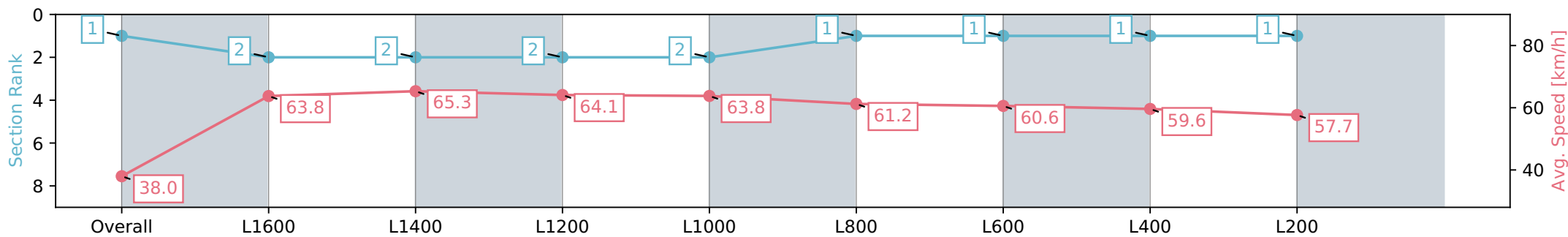
Race 3: Contract Engineering Handicap - 1706m

20 January 2024 - 1:35PM

Track Rating: Good 4, Weather: Fine, Rail Position: +5m
800m-400m, +3m Remainder



Section	Overall	L1600	L1400	L1200	L1000	L800	L600	L400	L200
Section Times	1:43.75 [1] (0:10.06)	1:33.69 [2] (0:11.52)	1:22.17 [2] (0:11.05)	1:11.12 [2] (0:11.25)	0:59.87 [2] (0:11.37)	0:48.50 [1] (0:11.85)	0:36.65 [1] (0:11.89)	0:24.76 [1] (0:12.16)	0:12.60 [1] (0:12.60)
Average Speed [km/h]	38.0	63.8	65.3	64.1	63.8	61.2	60.6	59.6	57.7
Top Speed [km/h]	61.0	65.1	65.8	65.1	64.3	62.5	61.8	60.9	58.3
Avg. Dist. to Rail [m]	9.1	3.6	1.3	1.4	1.8	1.1	0.8	1.6	1.5
Avg. Stride Freq. [Hz]	2.2	2.5	2.5	2.5	2.4	2.4	2.4	2.4	2.3
Avg. Stride Length [m]	4.6	7.2	7.3	7.3	7.3	7.0	7.0	7.0	6.8



Report Created: Sat 20 January 2024 14:25:36 GMT+11 (Note: Timing is based on positional data)

- [] Ranking at each section and finish
- :-:- No data available at this section
- NA No data available

Horse/Jockey Name	WILD WILLY
Finish Rank	2
Fastest Section Time (Section)	0:10.40 (Overall)
Top Speed [km/h] (Section)	65.2 (L1200)
Race State	Finished



Gawler SA - Professional

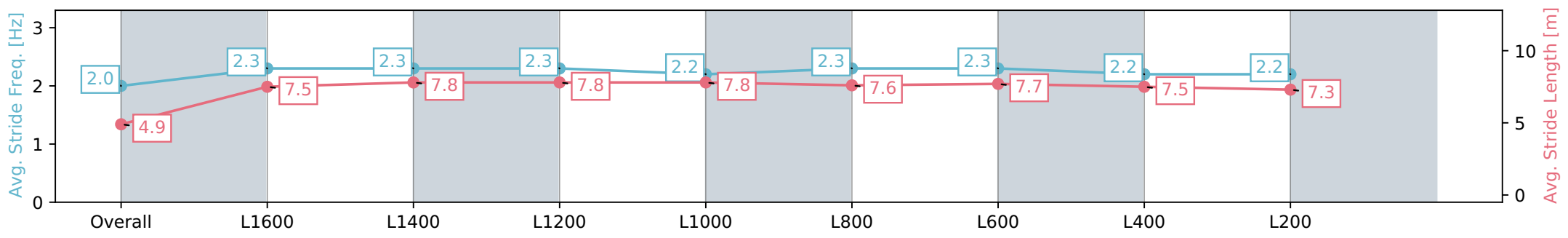
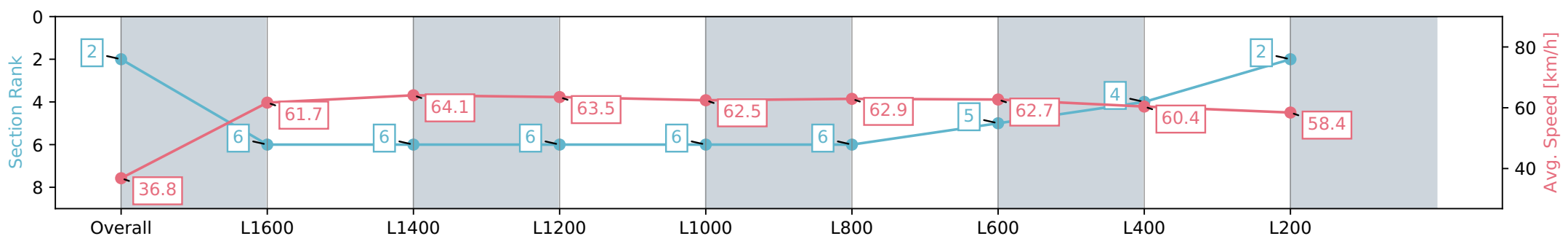
Race 3: Contract Engineering Handicap - 1706m

20 January 2024 - 1:35PM

Track Rating: Good 4, Weather: Fine, Rail Position: +5m
800m-400m, +3m Remainder



Section	Overall	L1600	L1400	L1200	L1000	L800	L600	L400	L200
Section Times	1:43.99 [2] (0:10.40)	1:33.59 [6] (0:11.77)	1:21.82 [6] (0:11.27)	1:10.55 [6] (0:11.35)	0:59.20 [6] (0:11.57)	0:47.62 [6] (0:11.61)	0:36.01 [5] (0:11.62)	0:24.39 [4] (0:11.95)	0:12.44 [2] (0:12.44)
Average Speed [km/h]	36.8	61.7	64.1	63.5	62.5	62.9	62.7	60.4	58.4
Top Speed [km/h]	61.0	63.9	65.2	65.2	63.2	63.7	63.7	61.5	60.6
Avg. Dist. to Rail [m]	8.9	1.4	1.3	0.8	2.1	2.2	2.5	3.7	4.7
Avg. Stride Freq. [Hz]	2.0	2.3	2.3	2.3	2.2	2.3	2.3	2.2	2.2
Avg. Stride Length [m]	4.9	7.5	7.8	7.8	7.8	7.6	7.7	7.5	7.3



Report Created: Sat 20 January 2024 14:25:40 GMT+11 (Note: Timing is based on positional data)

- [] Ranking at each section and finish
- :-:- No data available at this section
- NA No data available

Horse/Jockey Name	TAMETOMO
Finish Rank	3
Fastest Section Time (Section)	0:10.02 (Overall)
Top Speed [km/h] (Section)	65.7 (L1400)
Race State	Finished



Gawler SA - Professional

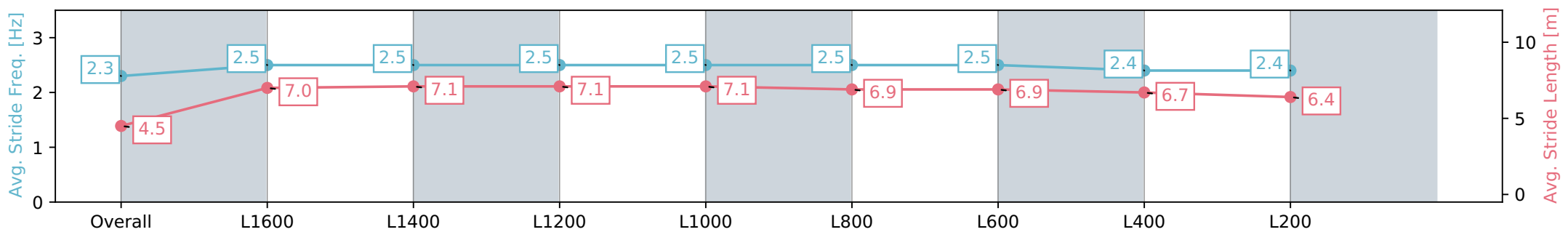
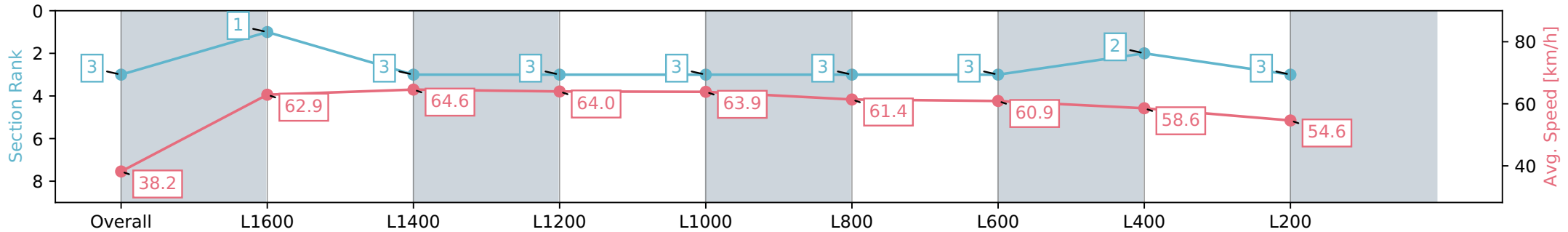
Race 3: Contract Engineering Handicap - 1706m

20 January 2024 - 1:35PM

Track Rating: Good 4, Weather: Fine, Rail Position: +5m
800m-400m, +3m Remainder



Section	Overall	L1600	L1400	L1200	L1000	L800	L600	L400	L200
Section Times	1:44.87 [3] (0:10.02)	1:34.85 [1] (0:11.67)	1:23.18 [3] (0:11.21)	1:11.97 [3] (0:11.24)	1:00.73 [3] (0:11.28)	0:49.45 [3] (0:11.90)	0:37.55 [3] (0:11.88)	0:25.67 [2] (0:12.38)	0:13.28 [3] (0:13.28)
Average Speed [km/h]	38.2	62.9	64.6	64.0	63.9	61.4	60.9	58.6	54.6
Top Speed [km/h]	60.7	65.1	65.7	65.0	64.9	63.1	62.0	59.7	57.1
Avg. Dist. to Rail [m]	9.7	3.3	2.1	0.7	0.6	2.3	1.2	2.9	3.2
Avg. Stride Freq. [Hz]	2.3	2.5	2.5	2.5	2.5	2.5	2.5	2.4	2.4
Avg. Stride Length [m]	4.5	7.0	7.1	7.1	7.1	6.9	6.9	6.7	6.4



Report Created: Sat 20 January 2024 14:25:43 GMT+11 (Note: Timing is based on positional data)

- [] Ranking at each section and finish
- :-:- No data available at this section
- NA No data available

Horse/Jockey Name	APACHE STAR
Finish Rank	4
Fastest Section Time (Section)	0:10.07 (Overall)
Top Speed [km/h] (Section)	65.4 (L1400)
Race State	Finished



Gawler SA - Professional

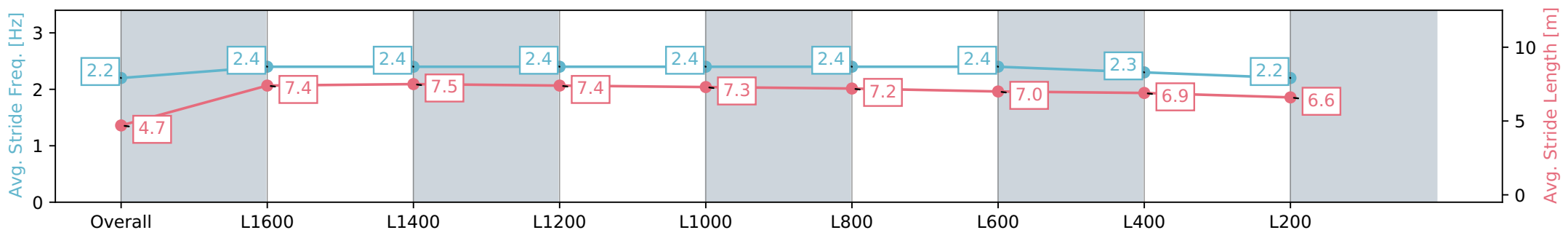
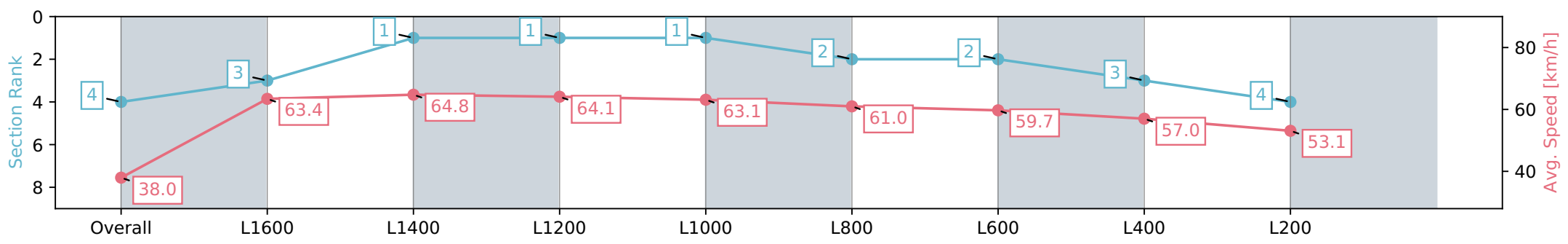
Race 3: Contract Engineering Handicap - 1706m

20 January 2024 - 1:35PM

Track Rating: Good 4, Weather: Fine, Rail Position: +5m
800m-400m, +3m Remainder



Section	Overall	L1600	L1400	L1200	L1000	L800	L600	L400	L200
Section Times	1:45.50 [4] (0:10.07)	1:35.43 [3] (0:11.41)	1:24.02 [1] (0:11.12)	1:12.90 [1] (0:11.25)	1:01.65 [1] (0:11.46)	0:50.19 [2] (0:11.84)	0:38.35 [2] (0:12.07)	0:26.28 [3] (0:12.59)	0:13.69 [4] (0:13.69)
Average Speed [km/h]	38.0	63.4	64.8	64.1	63.1	61.0	59.7	57.0	53.1
Top Speed [km/h]	61.1	65.0	65.4	65.1	64.3	62.2	60.9	59.0	55.0
Avg. Dist. to Rail [m]	6.7	1.0	1.0	1.3	1.6	0.5	0.6	0.5	0.8
Avg. Stride Freq. [Hz]	2.2	2.4	2.4	2.4	2.4	2.4	2.4	2.3	2.2
Avg. Stride Length [m]	4.7	7.4	7.5	7.4	7.3	7.2	7.0	6.9	6.6



Report Created: Sat 20 January 2024 14:25:47 GMT+11 (Note: Timing is based on positional data)

- [] Ranking at each section and finish
- :-:- No data available at this section
- NA No data available

Horse/Jockey Name	REBEL CONSORTIUM
Finish Rank	5
Fastest Section Time (Section)	0:10.34 (Overall)
Top Speed [km/h] (Section)	65.4 (L1400)
Race State	Finished



Gawler SA - Professional

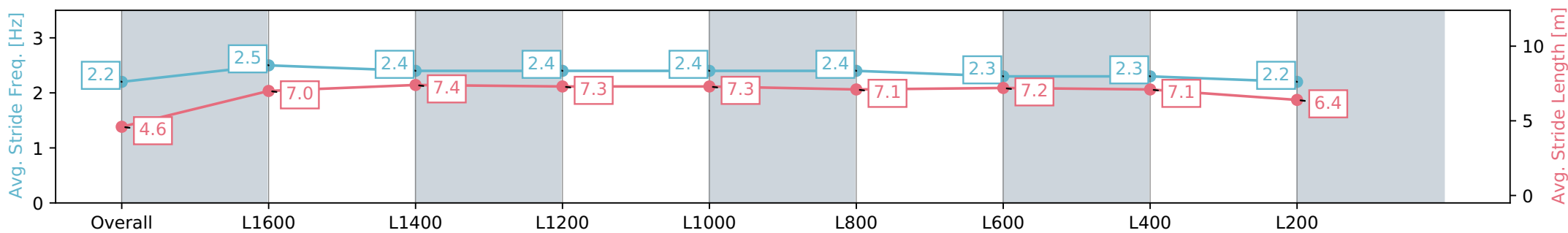
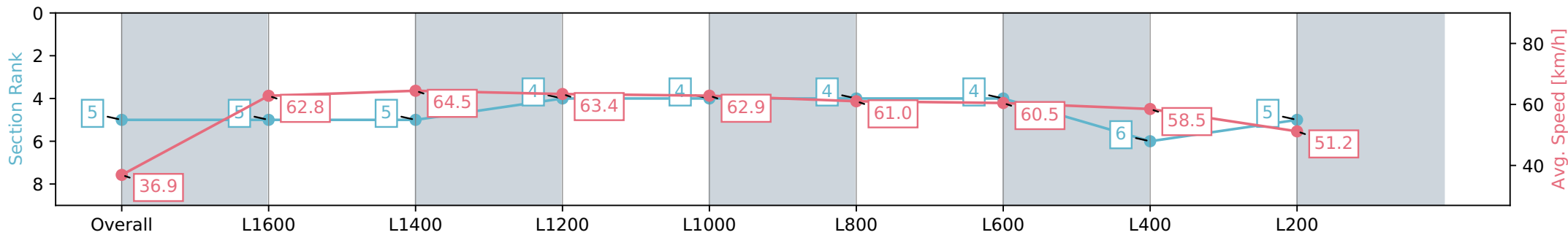
Race 3: Contract Engineering Handicap - 1706m

20 January 2024 - 1:35PM

Track Rating: Good 4, Weather: Fine, Rail Position: +5m
800m-400m, +3m Remainder



Section	Overall	L1600	L1400	L1200	L1000	L800	L600	L400	L200
Section Times	1:46.57 [5] (0:10.34)	1:36.24 [5] (0:11.65)	1:24.59 [5] (0:11.19)	1:13.40 [4] (0:11.33)	1:02.07 [4] (0:11.50)	0:50.56 [4] (0:11.91)	0:38.66 [4] (0:12.09)	0:26.56 [6] (0:12.47)	0:14.10 [5] (0:14.10)
Average Speed [km/h]	36.9	62.8	64.5	63.4	62.9	61.0	60.5	58.5	51.2
Top Speed [km/h]	61.4	64.6	65.4	65.0	63.4	62.4	61.1	60.0	56.0
Avg. Dist. to Rail [m]	11.0	2.6	0.9	0.4	1.2	1.7	3.3	4.1	2.5
Avg. Stride Freq. [Hz]	2.2	2.5	2.4	2.4	2.4	2.4	2.3	2.3	2.2
Avg. Stride Length [m]	4.6	7.0	7.4	7.3	7.3	7.1	7.2	7.1	6.4



Report Created: Sat 20 January 2024 14:25:50 GMT+11 (Note: Timing is based on positional data)

- [] Ranking at each section and finish
- :-:- No data available at this section
- NA No data available

Horse/Jockey Name	SPEAKEASY
Finish Rank	6
Fastest Section Time (Section)	0:10.21 (Overall)
Top Speed [km/h] (Section)	64.9 (L1600)
Race State	Finished



Gawler SA - Professional

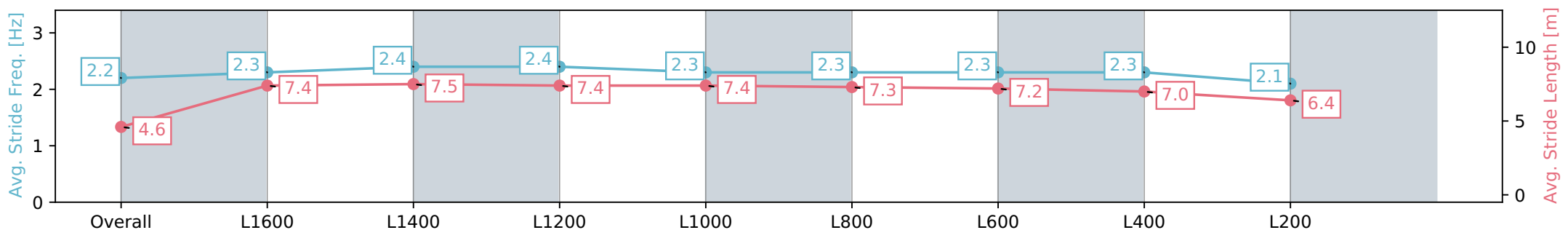
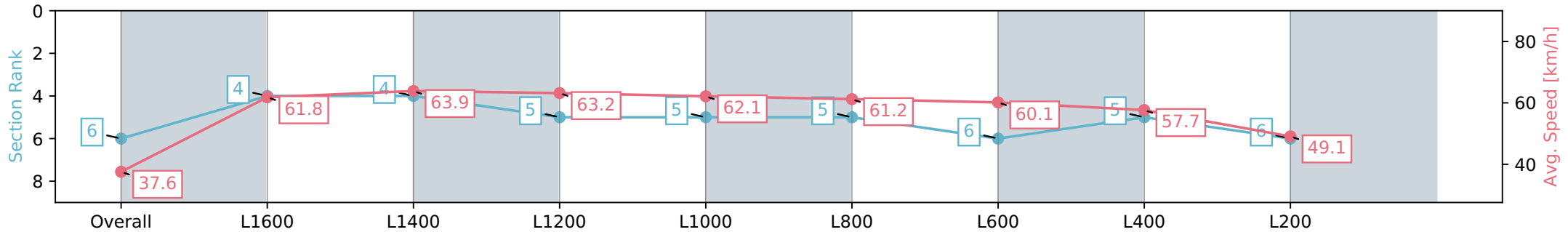
Race 3: Contract Engineering Handicap - 1706m

20 January 2024 - 1:35PM

Track Rating: Good 4, Weather: Fine, Rail Position: +5m
800m-400m, +3m Remainder



Section	Overall	L1600	L1400	L1200	L1000	L800	L600	L400	L200
Section Times	1:47.28 [6] (0:10.21)	1:37.08 [4] (0:11.68)	1:25.40 [4] (0:11.31)	1:14.09 [5] (0:11.40)	1:02.69 [5] (0:11.59)	0:51.10 [5] (0:11.83)	0:39.27 [6] (0:11.95)	0:27.32 [5] (0:12.56)	0:14.75 [6] (0:14.75)
Average Speed [km/h]	37.6	61.8	63.9	63.2	62.1	61.2	60.1	57.7	49.1
Top Speed [km/h]	60.3	64.9	64.6	64.3	63.1	62.2	61.5	59.9	54.6
Avg. Dist. to Rail [m]	6.0	0.8	1.1	0.3	0.7	0.5	0.7	2.2	1.6
Avg. Stride Freq. [Hz]	2.2	2.3	2.4	2.4	2.3	2.3	2.3	2.3	2.1
Avg. Stride Length [m]	4.6	7.4	7.5	7.4	7.4	7.3	7.2	7.0	6.4



Report Created: Sat 20 January 2024 14:25:54 GMT+11 (Note: Timing is based on positional data)

- [] Ranking at each section and finish
- :-:- No data available at this section
- NA No data available