



RACING SA

Gawler SA

Race 2: 2024 Hi-Beam Car Wash Gawler Bung Fritz Cup - 2112m

20 January 2024 - 1:02PM



Track Rating: Good 4, Weather: Fine, Rail Position: +5m 800m-400m, +3m Remainder

Section								Overall	L2000	L1800	L1600	L1400	L1200		
Field Times								2:12.47 (0:10.36)	2:02.11 (0:12.20)	1:49.91 (0:12.97)	1:36.94 (0:13.30)	1:23.64 (0:12.55)	1:11.09 (0:12.16)		
Position	#	Horse/Jockey	Barrier	Top Speed [km/h]	Fastest Section	First 400m								From Winner [m]	
1	1	TEST THE LAW Jacob Opperman	3	64.9 600-400	0:10.59 2200-2000	0:28.48	2:12.47 (0:10.59)	2:01.88 [3] (0:12.22)	1:49.66 [2] (0:12.98)	1:36.68 [3] (0:13.26)	1:23.42 [3] (0:12.55)	1:10.87 [2] (0:12.23)			
2	6	EAGLELOU Kayla Crowther	4	63.7 800-600	0:10.57 2200-2000	0:28.69	2:12.94 (0:10.57)	2:02.36 [2] (0:12.49)	1:49.87 [4] (0:12.99)	1:36.88 [5] (0:13.24)	1:23.64 [5] (0:12.67)	1:10.97 [5] (0:12.20)	-3		
3	2	DIXIE WHISTLER Lachlan Neindorf	6	63.0 600-400	0:10.35 2200-2000	0:28.23	2:12.94 (0:10.35)	2:02.59 [1] (0:12.21)	1:50.38 [1] (0:12.96)	1:37.42 [1] (0:13.30)	1:24.12 [1] (0:12.56)	1:11.56 [1] (0:12.15)	-2		
4	3	CULLEN SKINK Ben Price	1	62.8 400-200	0:10.66 2200-2000	0:28.50	2:13.04 (0:10.66)	2:02.38 [4] (0:12.25)	1:50.13 [3] (0:12.80)	1:37.33 [2] (0:13.32)	1:24.01 [2] (0:12.87)	1:11.14 [4] (0:12.18)	-13		
5	5	WHEELS Jason Holder	8	62.8 400-200	0:11.09 2200-2000	0:28.82	2:13.57 (0:11.09)	2:02.48 [6] (0:12.16)	1:50.32 [6] (0:12.85)	1:37.47 [6] (0:13.21)	1:24.26 [6] (0:12.81)	1:11.45 [6] (0:12.15)	-8		
6	4	TIGRE ROYALE Rochelle Milnes	5	63.0 600-400	0:10.77 2200-2000	0:28.73	2:14.54 (0:10.77)	2:03.77 [5] (0:12.33)	1:51.44 [5] (0:12.87)	1:38.56 [4] (0:13.27)	1:25.30 [4] (0:12.64)	1:12.66 [3] (0:12.18)	+0		

Scratched: Pointless Praise (#7), Charm Slinga (#8)

- [] Position in running at each section and finish
- # Saddle cloth number
- :-:- No data available at this section
- Background shading for fastest section
- NA No data available



RACING SA

Gawler SA

Race 2: 2024 Hi-Beam Car Wash Gawler Bung Fritz Cup - 2112m

20 January 2024 - 1:02PM



Track Rating: Good 4, Weather: Fine, Rail Position: +5m 800m-400m, +3m Remainder

Section													
Field Times		L1000	L800	L600	L400	L200							
		0:58.93 (0:12.34)	0:46.59 (0:11.89)	0:34.70 (0:11.32)	0:23.39 (0:11.47)	0:11.92 (0:11.92)							
Position	#	Horse/Jockey	Barrier	Top Speed [km/h]	Fastest Section	First 400m	L1000	L800	L600	L400	L200	Margin	From Winner [m]
1	1	TEST THE LAW Jacob Opperman	3	64.9 600-400	0:10.59 2200-2000	0:28.48	0:58.64 [2] (0:12.28)	0:46.36 [2] (0:11.69)	0:34.67 [2] (0:11.28)	0:23.39 [1] (0:11.47)	0:11.92 [1] (0:11.92)	2:12.47	2:12.47
2	6	EAGLELOU Kayla Crowther	4	63.7 800-600	0:10.57 2200-2000	0:28.69	0:58.77 [5] (0:12.28)	0:46.48 [5] (0:11.66)	0:34.82 [5] (0:11.47)	0:23.35 [3] (0:11.52)	0:11.83 [3] (0:11.83)	3.0L	3.0L
3	2	DIXIE WHISTLER Lachlan Neindorf	6	63.0 600-400	0:10.35 2200-2000	0:28.23	0:59.41 [1] (0:12.35)	0:47.06 [1] (0:11.88)	0:35.18 [1] (0:11.56)	0:23.62 [2] (0:11.73)	0:11.89 [2] (0:11.89)	3.0L	3.0L
4	3	CULLEN SKINK Ben Price	1	62.8 400-200	0:10.66 2200-2000	0:28.50	0:58.96 [4] (0:12.28)	0:46.67 [4] (0:11.71)	0:34.96 [3] (0:11.55)	0:23.41 [4] (0:11.57)	0:11.83 [4] (0:11.83)	3.6L	3.6L
5	5	WHEELS Jason Holder	8	62.8 400-200	0:11.09 2200-2000	0:28.82	0:59.30 [6] (0:12.27)	0:47.03 [6] (0:11.67)	0:35.36 [6] (0:11.52)	0:23.84 [5] (0:11.66)	0:12.18 [5] (0:12.18)	7.0L	7.0L
6	4	TIGRE ROYALE Rochelle Milnes	5	63.0 600-400	0:10.77 2200-2000	0:28.73	1:00.48 [3] (0:12.28)	0:48.20 [3] (0:11.76)	0:36.44 [4] (0:11.70)	0:24.74 [6] (0:12.09)	0:12.65 [6] (0:12.65)	13.2L	13.2L

Scratched: Pointless Praise (#7), Charm Slinga (#8)

- [] Position in running at each section and finish
- # Saddle cloth number
- :-:- No data available at this section
- █ Background shading for fastest section
- NA No data available

Horse/Jockey Name	TEST THE LAW
Finish Rank	1
Fastest Section Time (Section)	0:10.59 (Overall)
Top Speed [km/h] (Section)	64.9 (L600)
Race State	Finished



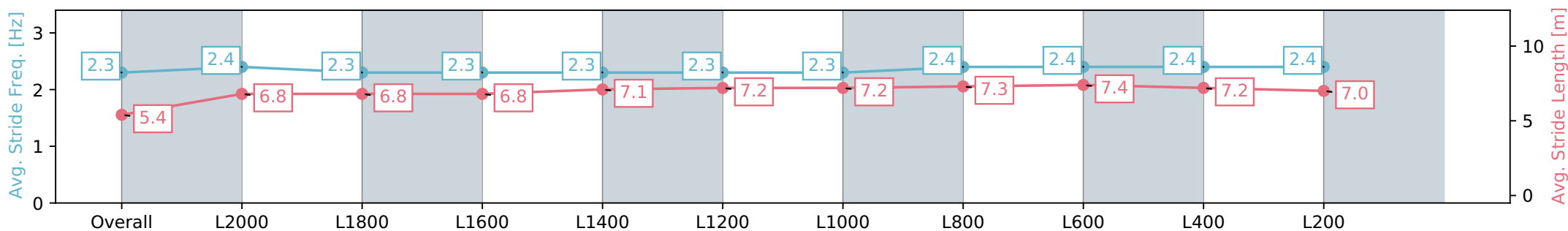
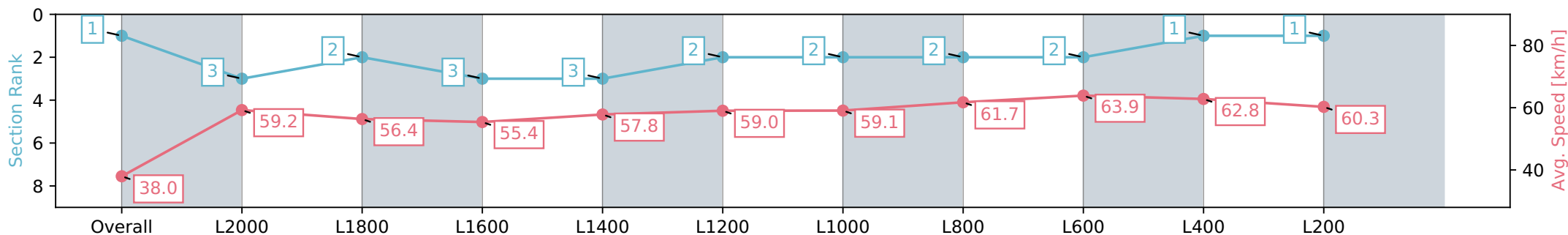
Gawler SA - Professional
Race 2: 2024 Hi-Beam Car Wash Gawler Bung Fritz Cup - 2112m



20 January 2024 - 1:02PM

Track Rating: Good 4, Weather: Fine, Rail Position: +5m
800m-400m, +3m Remainder

Section	Overall	L2000	L1800	L1600	L1400	L1200	L1000	L800	L600	L400	L200
Section Times	2:12.47 [1] (0:10.59)	2:01.88 [3] (0:12.22)	1:49.66 [2] (0:12.98)	1:36.68 [3] (0:13.26)	1:23.42 [3] (0:12.55)	1:10.87 [2] (0:12.23)	0:58.64 [2] (0:12.28)	0:46.36 [2] (0:11.69)	0:34.67 [2] (0:11.28)	0:23.39 [1] (0:11.47)	0:11.92 [1] (0:11.92)
Average Speed [km/h]	38.0	59.2	56.4	55.4	57.8	59.0	59.1	61.7	63.9	62.8	60.3
Top Speed [km/h]	60.2	61.1	58.1	56.2	59.3	59.3	59.8	63.9	64.9	63.7	61.7
Avg. Dist. to Rail [m]	2.7	2.9	3.0	3.6	3.8	2.2	2.1	0.4	1.0	0.9	0.4
Avg. Stride Freq. [Hz]	2.3	2.4	2.3	2.3	2.3	2.3	2.3	2.4	2.4	2.4	2.4
Avg. Stride Length [m]	5.4	6.8	6.8	6.8	6.8	7.1	7.2	7.2	7.3	7.4	7.0



Report Created: Sat 20 January 2024 13:47:29 GMT+11 (Note: Timing is based on positional data)

- [] Ranking at each section and finish
- :-:- No data available at this section
- NA No data available

Horse/Jockey Name	EAGLELOU
Finish Rank	2
Fastest Section Time (Section)	0:10.57 (Overall)
Top Speed [km/h] (Section)	63.7 (L800)
Race State	Finished



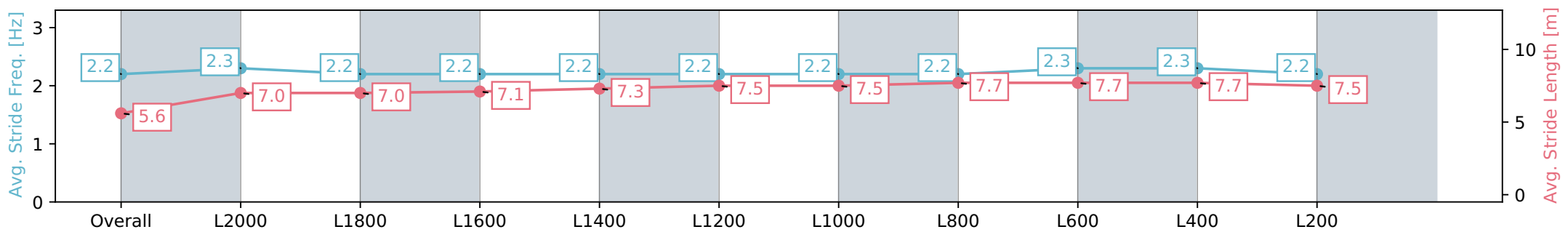
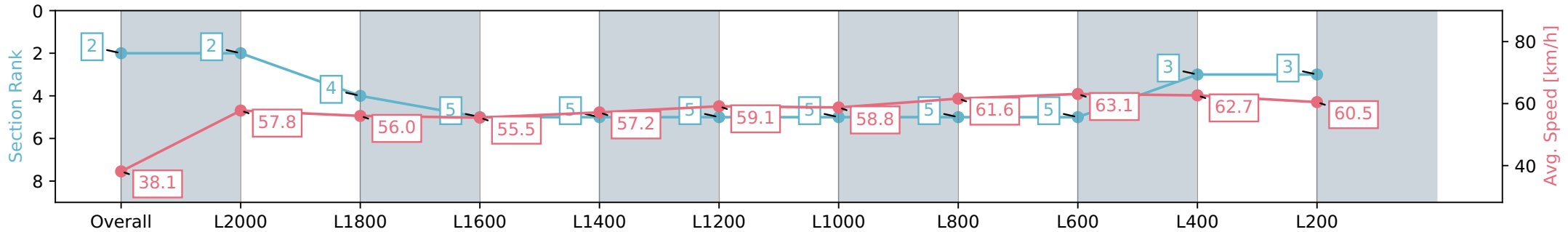
Gawler SA - Professional
 Race 2: 2024 Hi-Beam Car Wash Gawler Bung Fritz Cup - 2112m



20 January 2024 - 1:02PM

Track Rating: Good 4, Weather: Fine, Rail Position: +5m
 800m-400m, +3m Remainder

Section	Overall	L2000	L1800	L1600	L1400	L1200	L1000	L800	L600	L400	L200
Section Times	2:12.94 [2] (0:10.57)	2:02.36 [2] (0:12.49)	1:49.87 [4] (0:12.99)	1:36.88 [5] (0:13.24)	1:23.64 [5] (0:12.67)	1:10.97 [5] (0:12.20)	0:58.77 [5] (0:12.28)	0:46.48 [5] (0:11.66)	0:34.82 [5] (0:11.47)	0:23.35 [3] (0:11.52)	0:11.83 [3] (0:11.83)
Average Speed [km/h]	38.1	57.8	56.0	55.5	57.2	59.1	58.8	61.6	63.1	62.7	60.5
Top Speed [km/h]	57.4	58.7	58.1	56.1	60.0	60.5	59.7	63.7	63.7	63.3	62.7
Avg. Dist. to Rail [m]	2.8	1.8	2.3	3.2	3.2	1.9	1.7	0.5	1.0	2.6	2.6
Avg. Stride Freq. [Hz]	2.2	2.3	2.2	2.2	2.2	2.2	2.2	2.2	2.3	2.3	2.2
Avg. Stride Length [m]	5.6	7.0	7.0	7.1	7.3	7.5	7.5	7.7	7.7	7.7	7.5



Report Created: Sat 20 January 2024 13:47:34 GMT+11 (Note: Timing is based on positional data)

- [] Ranking at each section and finish
- :-:- No data available at this section
- NA No data available

Horse/Jockey Name	DIXIE WHISTLER
Finish Rank	3
Fastest Section Time (Section)	0:10.35 (Overall)
Top Speed [km/h] (Section)	63.0 (L600)
Race State	Finished



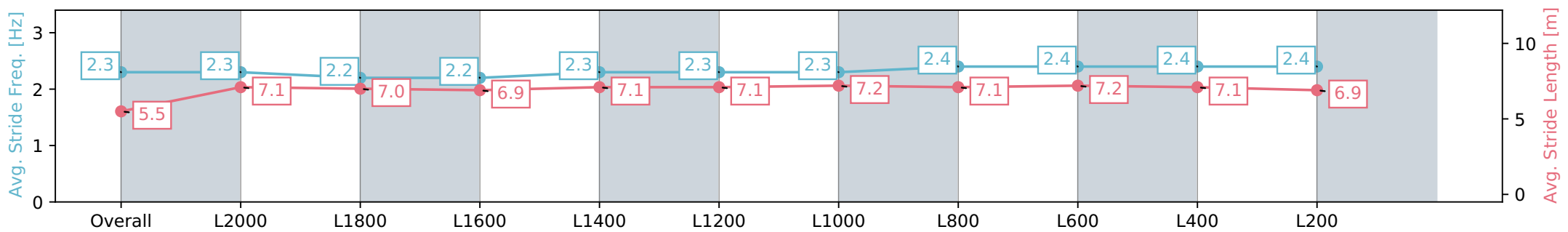
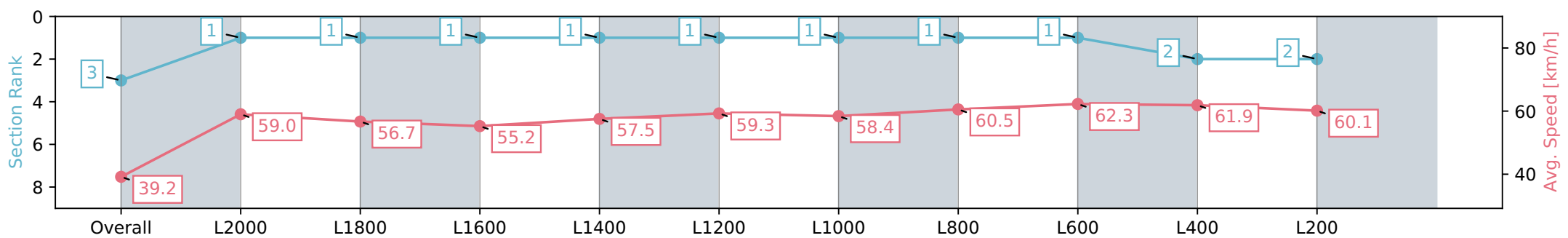
Gawler SA - Professional
 Race 2: 2024 Hi-Beam Car Wash Gawler Bung Fritz Cup - 2112m



20 January 2024 - 1:02PM

Track Rating: Good 4, Weather: Fine, Rail Position: +5m
 800m-400m, +3m Remainder

Section	Overall	L2000	L1800	L1600	L1400	L1200	L1000	L800	L600	L400	L200
Section Times	2:12.94 [3] (0:10.35)	2:02.59 [1] (0:12.21)	1:50.38 [1] (0:12.96)	1:37.42 [1] (0:13.30)	1:24.12 [1] (0:12.56)	1:11.56 [1] (0:12.15)	0:59.41 [1] (0:12.35)	0:47.06 [1] (0:11.88)	0:35.18 [1] (0:11.56)	0:23.62 [2] (0:11.73)	0:11.89 [2] (0:11.89)
Average Speed [km/h]	39.2	59.0	56.7	55.2	57.5	59.3	58.4	60.5	62.3	61.9	60.1
Top Speed [km/h]	59.0	60.0	57.9	57.0	60.0	60.1	59.2	62.2	63.0	62.6	61.6
Avg. Dist. to Rail [m]	5.5	3.1	3.4	3.5	2.1	0.9	0.8	0.4	1.1	2.7	2.2
Avg. Stride Freq. [Hz]	2.3	2.3	2.2	2.2	2.3	2.3	2.3	2.4	2.4	2.4	2.4
Avg. Stride Length [m]	5.5	7.1	7.0	6.9	7.1	7.1	7.2	7.1	7.2	7.1	6.9



Report Created: Sat 20 January 2024 13:47:38 GMT+11 (Note: Timing is based on positional data)

- [] Ranking at each section and finish
- :-:- No data available at this section
- NA No data available

Horse/Jockey Name	CULLEN SKINK
Finish Rank	4
Fastest Section Time (Section)	0:10.66 (Overall)
Top Speed [km/h] (Section)	62.8 (L400)
Race State	Finished



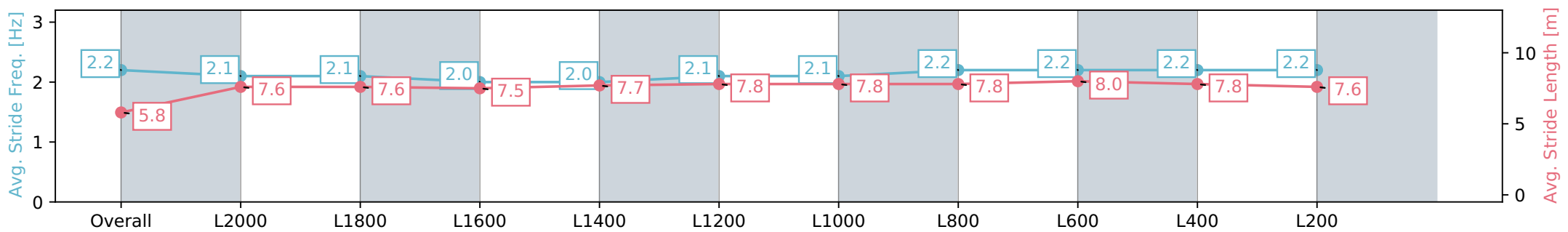
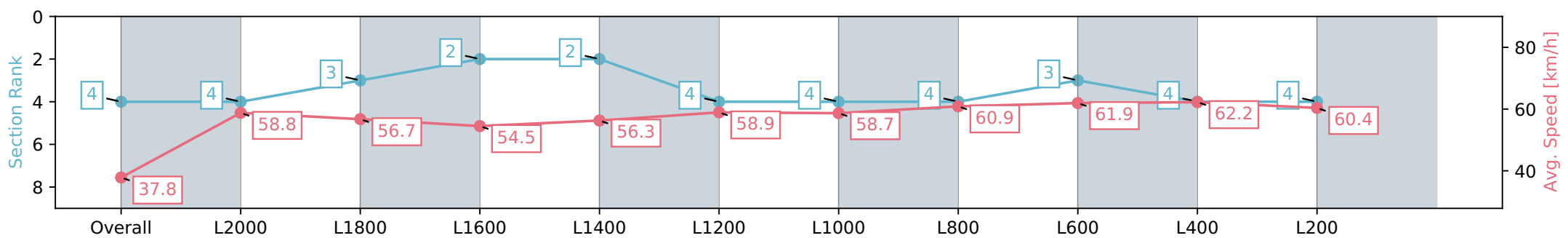
Gawler SA - Professional
 Race 2: 2024 Hi-Beam Car Wash Gawler Bung Fritz Cup - 2112m



20 January 2024 - 1:02PM

Track Rating: Good 4, Weather: Fine, Rail Position: +5m
 800m-400m, +3m Remainder

Section	Overall	L2000	L1800	L1600	L1400	L1200	L1000	L800	L600	L400	L200
Section Times	2:13.04 [4] (0:10.66)	2:02.38 [4] (0:12.25)	1:50.13 [3] (0:12.80)	1:37.33 [2] (0:13.32)	1:24.01 [2] (0:12.87)	1:11.14 [4] (0:12.18)	0:58.96 [4] (0:12.28)	0:46.67 [4] (0:11.71)	0:34.96 [3] (0:11.55)	0:23.41 [4] (0:11.57)	0:11.83 [4] (0:11.83)
Average Speed [km/h]	37.8	58.8	56.7	54.5	56.3	58.9	58.7	60.9	61.9	62.2	60.4
Top Speed [km/h]	59.5	60.3	57.5	56.1	59.5	59.8	59.6	62.4	62.5	62.8	61.7
Avg. Dist. to Rail [m]	1.1	0.2	1.4	1.6	1.5	0.2	0.5	1.7	1.3	0.4	0.4
Avg. Stride Freq. [Hz]	2.2	2.1	2.1	2.0	2.0	2.1	2.1	2.2	2.2	2.2	2.2
Avg. Stride Length [m]	5.8	7.6	7.6	7.5	7.7	7.8	7.8	7.8	8.0	7.8	7.6



Report Created: Sat 20 January 2024 13:47:42 GMT+11 (Note: Timing is based on positional data)

- [] Ranking at each section and finish
- :-:- No data available at this section
- NA No data available

Horse/Jockey Name	WHEELS
Finish Rank	5
Fastest Section Time (Section)	0:11.09 (Overall)
Top Speed [km/h] (Section)	62.8 (L400)
Race State	Finished



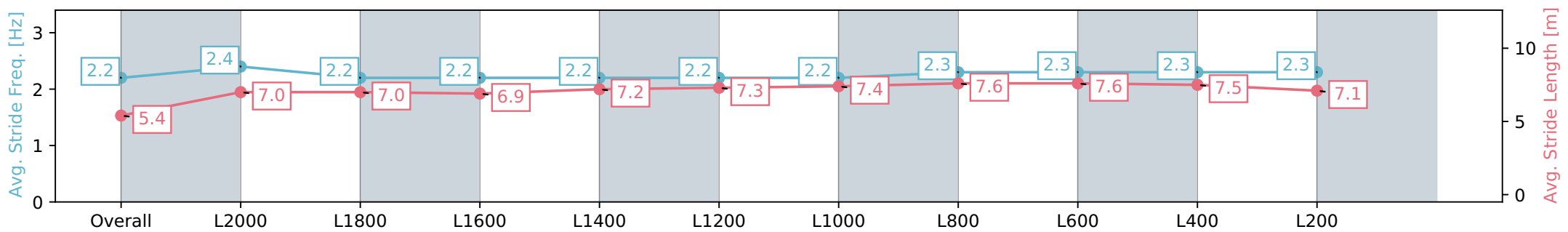
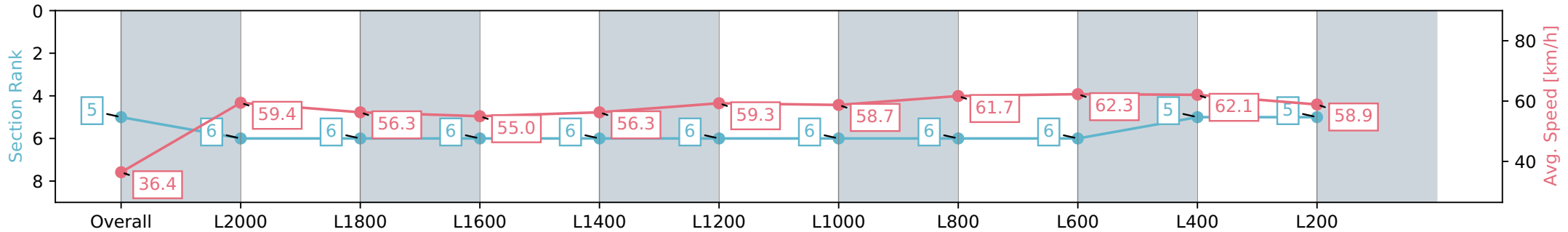
Gawler SA - Professional
 Race 2: 2024 Hi-Beam Car Wash Gawler Bung Fritz Cup - 2112m



20 January 2024 - 1:02PM

Track Rating: Good 4, Weather: Fine, Rail Position: +5m
 800m-400m, +3m Remainder

Section	Overall	L2000	L1800	L1600	L1400	L1200	L1000	L800	L600	L400	L200
Section Times	2:13.56 [5] (0:11.09)	2:02.48 [6] (0:12.16)	1:50.32 [6] (0:12.85)	1:37.47 [6] (0:13.21)	1:24.26 [6] (0:12.81)	1:11.45 [6] (0:12.15)	0:59.30 [6] (0:12.27)	0:47.03 [6] (0:11.67)	0:35.36 [6] (0:11.52)	0:23.84 [5] (0:11.66)	0:12.18 [5] (0:12.18)
Average Speed [km/h]	36.4	59.4	56.3	55.0	56.3	59.3	58.7	61.7	62.3	62.1	58.9
Top Speed [km/h]	59.0	61.1	58.4	56.1	59.3	60.6	59.5	62.7	62.8	62.8	61.4
Avg. Dist. to Rail [m]	4.0	0.2	0.9	1.5	1.3	0.8	1.0	0.7	1.2	3.3	4.6
Avg. Stride Freq. [Hz]	2.2	2.4	2.2	2.2	2.2	2.2	2.2	2.3	2.3	2.3	2.3
Avg. Stride Length [m]	5.4	7.0	7.0	6.9	7.2	7.3	7.4	7.6	7.6	7.5	7.1



Report Created: Sat 20 January 2024 13:47:46 GMT+11 (Note: Timing is based on positional data)

- [] Ranking at each section and finish
- :-:- No data available at this section
- NA No data available

Horse/Jockey Name	TIGRE ROYALE
Finish Rank	6
Fastest Section Time (Section)	0:10.77 (Overall)
Top Speed [km/h] (Section)	63.0 (L600)
Race State	Finished



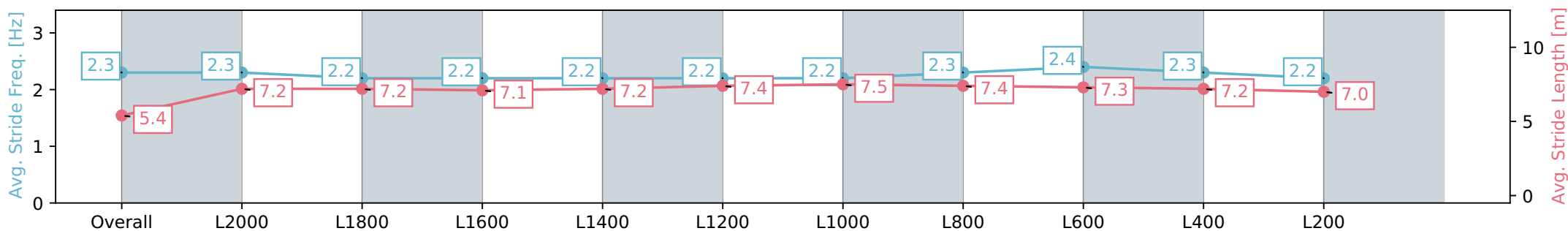
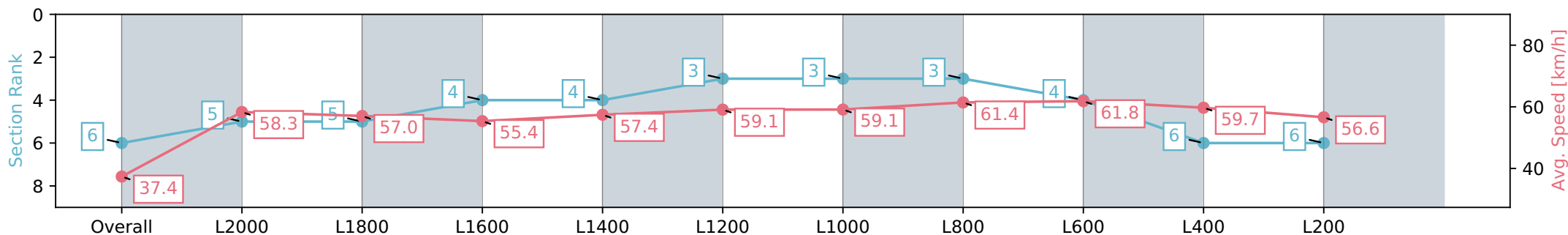
Gawler SA - Professional
 Race 2: 2024 Hi-Beam Car Wash Gawler Bung Fritz Cup - 2112m



20 January 2024 - 1:02PM

Track Rating: Good 4, Weather: Fine, Rail Position: +5m
 800m-400m, +3m Remainder

Section	Overall	L2000	L1800	L1600	L1400	L1200	L1000	L800	L600	L400	L200
Section Times	2:14.54 [6] (0:10.77)	2:03.77 [5] (0:12.33)	1:51.44 [5] (0:12.87)	1:38.56 [4] (0:13.27)	1:25.30 [4] (0:12.64)	1:12.66 [3] (0:12.18)	1:00.48 [3] (0:12.28)	0:48.20 [3] (0:11.76)	0:36.44 [4] (0:11.70)	0:24.74 [6] (0:12.09)	0:12.65 [6] (0:12.65)
Average Speed [km/h]	37.4	58.3	57.0	55.4	57.4	59.1	59.1	61.4	61.8	59.7	56.6
Top Speed [km/h]	58.4	59.3	57.7	56.5	59.9	60.3	59.7	62.7	63.0	61.2	58.6
Avg. Dist. to Rail [m]	4.2	2.4	2.7	3.6	3.5	2.4	2.5	0.6	1.1	2.9	3.1
Avg. Stride Freq. [Hz]	2.3	2.3	2.2	2.2	2.2	2.2	2.2	2.3	2.4	2.3	2.2
Avg. Stride Length [m]	5.4	7.2	7.2	7.1	7.2	7.4	7.5	7.4	7.3	7.2	7.0



Report Created: Sat 20 January 2024 13:47:51 GMT+11 (Note: Timing is based on positional data)

- [] Ranking at each section and finish
- :-:- No data available at this section
- NA No data available