



RACING SA

Gawler SA

Race 1: Adelaide Bus & Coach SA Handicap - 1100m

20 January 2024 - 12:27PM



Track Rating: Good 4, Weather: Fine, Rail Position: +5m 800m-400m, +3m Remainder

Section								Overall	L1000	L800	L600	L400	L200		
Field Times								1:05.65 (0:09.28)	0:56.36 (0:11.48)	0:44.88 (0:11.21)	0:33.67 (0:10.82)	0:22.85 (0:10.99)	0:11.86 (0:11.86)	Margin	From Winner [m]
Position	#	Horse/Jockey	Barrier	Top Speed [km/h]	Fastest Section	First 400m									
1	5	KUROYANAGI Ben Price	5	67.6 400-200	0:09.37 1000-800	0:26.44	1:05.65 (0:09.37)	0:56.28 [3] (0:11.44)	0:44.84 [2] (0:11.19)	0:33.65 [2] (0:10.80)	0:22.85 [1] (0:10.99)	0:11.86 [1] (0:11.86)	1:05.65		
2	1	COLMAR Jake Toeroek	2	67.4 400-200	0:09.28 1000-800	0:26.31	1:06.07 (0:09.28)	0:56.79 [1] (0:11.49)	0:45.30 [1] (0:11.21)	0:34.09 [1] (0:10.89)	0:23.20 [2] (0:11.17)	0:12.03 [2] (0:12.03)	2.7L	-5	
3	4	DARLINC Dylan Caboche	1	66.9 400-200	0:09.36 1000-800	0:26.55	1:06.23 (0:09.36)	0:56.87 [2] (0:11.47)	0:45.40 [3] (0:11.30)	0:34.10 [3] (0:10.91)	0:23.19 [3] (0:11.11)	0:12.08 [3] (0:12.08)	3.7L	-2	
4	2	BAD TO THE BONE Teagan Voorham	6	67.5 400-200	0:09.56 1000-800	0:26.65	1:06.24 (0:09.56)	0:56.68 [4] (0:11.38)	0:45.30 [4] (0:11.32)	0:33.98 [4] (0:10.88)	0:23.10 [4] (0:11.06)	0:12.04 [4] (0:12.04)	3.8L	+3	

Scratched: Tofino (#3), Little Princess (#6), Scandalist (#7)

Horse/Jockey Name	KUROYANAGI
Finish Rank	1
Fastest Section Time (Section)	0:09.37 (Overall)
Top Speed [km/h] (Section)	67.6 (L600)
Race State	Finished



Gawler SA - Professional

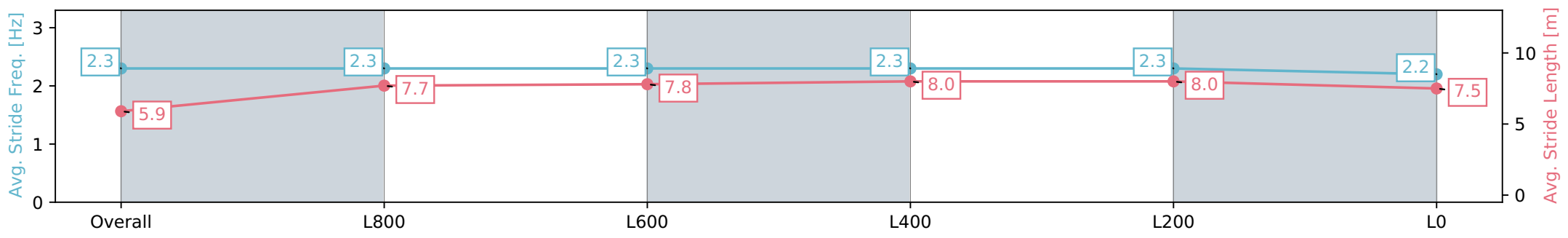
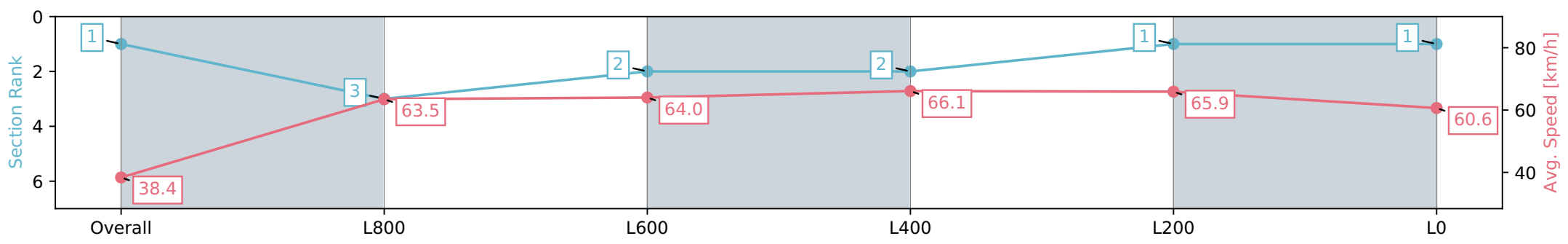
Race 1: Adelaide Bus & Coach SA Handicap - 1100m

20 January 2024 - 12:27PM

Track Rating: Good 4, Weather: Fine, Rail Position: +5m
800m-400m, +3m Remainder



Section	Overall	L1000	L800	L600	L400	L200	L200
Section Times	1:05.65 [1] (0:09.37)	0:56.28 [3] (0:11.44)	0:44.84 [2] (0:11.19)	0:33.65 [2] (0:10.80)	0:22.85 [1] (0:10.99)	0:11.86 [1] (0:11.86)	
Average Speed [km/h]	38.4	63.5	64.0	66.1	65.9	60.6	
Top Speed [km/h]	60.0	65.4	65.5	67.6	66.8	63.9	
Avg. Dist. to Rail [m]	2.0	2.7	1.3	1.0	2.0	1.8	
Avg. Stride Freq. [Hz]	2.3	2.3	2.3	2.3	2.3	2.2	
Avg. Stride Length [m]	5.9	7.7	7.8	8.0	8.0	7.5	



Report Created: Sat 20 January 2024 13:21:42 GMT+11 (Note: Timing is based on positional data)

- [] Ranking at each section and finish
- :-:- No data available at this section
- NA No data available

Horse/Jockey Name	COLMAR
Finish Rank	2
Fastest Section Time (Section)	0:09.28 (Overall)
Top Speed [km/h] (Section)	67.4 (L600)
Race State	Finished



Gawler SA - Professional

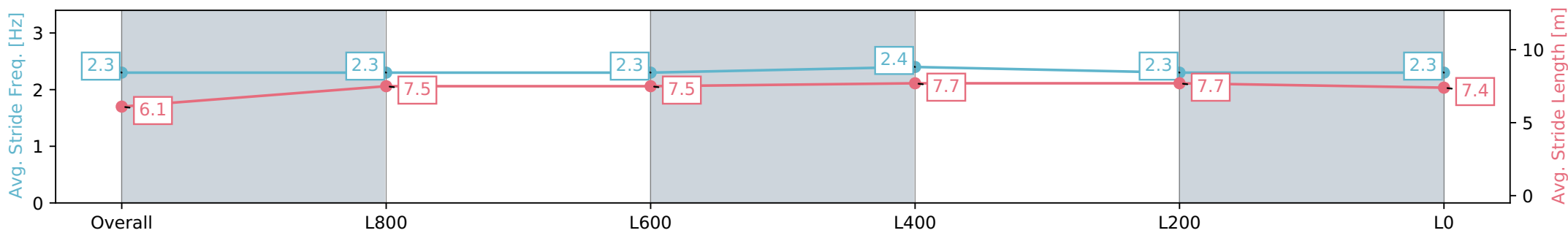
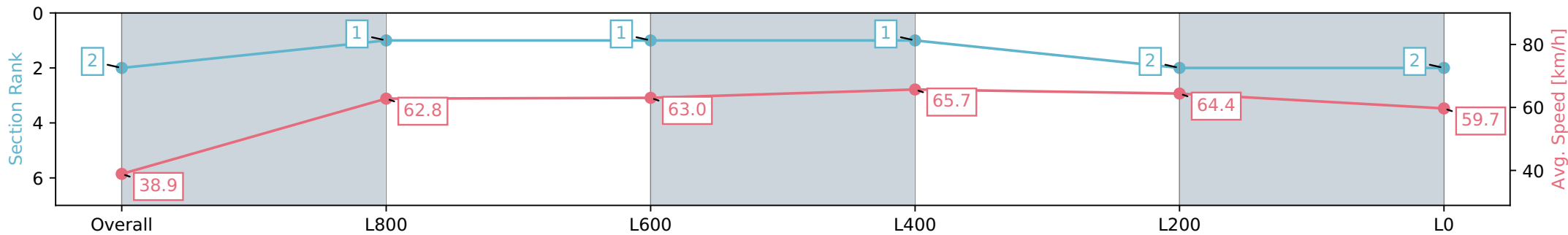
Race 1: Adelaide Bus & Coach SA Handicap - 1100m

20 January 2024 - 12:27PM

Track Rating: Good 4, Weather: Fine, Rail Position: +5m
800m-400m, +3m Remainder



Section	Overall	L1000	L800	L600	L400	L200	L0
Section Times	1:06.07 [2] (0:09.28)	0:56.79 [1] (0:11.49)	0:45.30 [1] (0:11.21)	0:34.09 [1] (0:10.89)	0:23.20 [2] (0:11.17)	0:12.03 [2] (0:12.03)	
Average Speed [km/h]	38.9	62.8	63.0	65.7	64.4	59.7	
Top Speed [km/h]	60.3	64.7	64.3	67.4	66.8	62.3	
Avg. Dist. to Rail [m]	1.4	1.5	3.1	2.0	0.6	1.3	
Avg. Stride Freq. [Hz]	2.3	2.3	2.3	2.4	2.3	2.3	
Avg. Stride Length [m]	6.1	7.5	7.5	7.7	7.7	7.4	



Report Created: Sat 20 January 2024 13:21:44 GMT+11 (Note: Timing is based on positional data)

- [] Ranking at each section and finish
- :-:- No data available at this section
- NA No data available

Horse/Jockey Name	DARLINC
Finish Rank	3
Fastest Section Time (Section)	0:09.36 (Overall)
Top Speed [km/h] (Section)	66.9 (L600)
Race State	Finished



Gawler SA - Professional

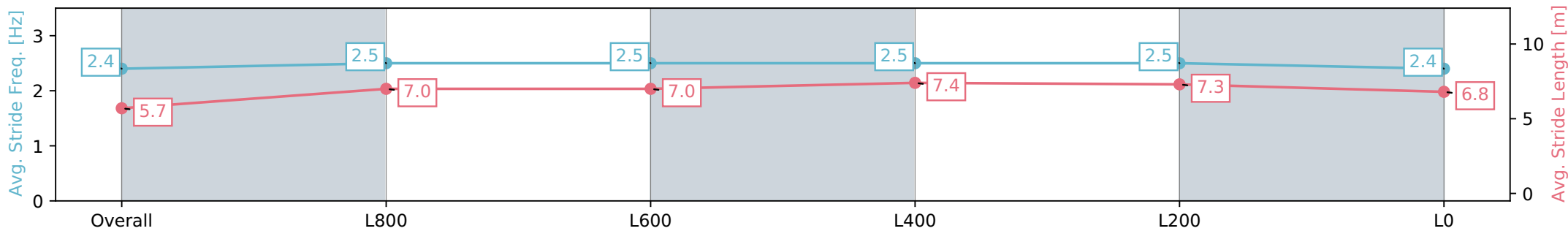
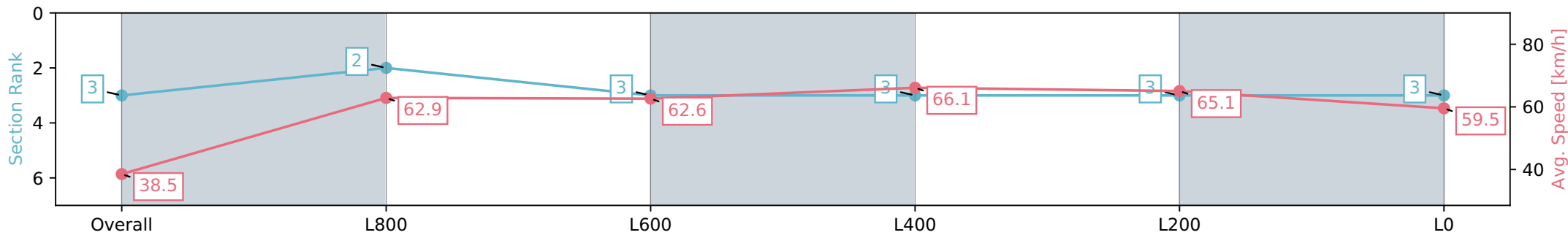
Race 1: Adelaide Bus & Coach SA Handicap - 1100m

20 January 2024 - 12:27PM

Track Rating: Good 4, Weather: Fine, Rail Position: +5m
800m-400m, +3m Remainder



Section	Overall	L1000	L800	L600	L400	L200	L0
Section Times	1:06.23 [3] (0:09.36)	0:56.87 [2] (0:11.47)	0:45.40 [3] (0:11.30)	0:34.10 [3] (0:10.91)	0:23.19 [3] (0:11.11)	0:12.08 [3] (0:12.08)	
Average Speed [km/h]	38.5	62.9	62.6	66.1	65.1	59.5	
Top Speed [km/h]	59.6	64.1	63.9	66.9	66.8	63.2	
Avg. Dist. to Rail [m]	1.5	0.8	2.4	1.1	2.8	4.0	
Avg. Stride Freq. [Hz]	2.4	2.5	2.5	2.5	2.5	2.4	
Avg. Stride Length [m]	5.7	7.0	7.0	7.4	7.3	6.8	



- [] Ranking at each section and finish
- :-:- No data available at this section
- NA No data available

Horse/Jockey Name	BAD TO THE BONE
Finish Rank	4
Fastest Section Time (Section)	0:09.56 (Overall)
Top Speed [km/h] (Section)	67.5 (L600)
Race State	Finished



Gawler SA - Professional

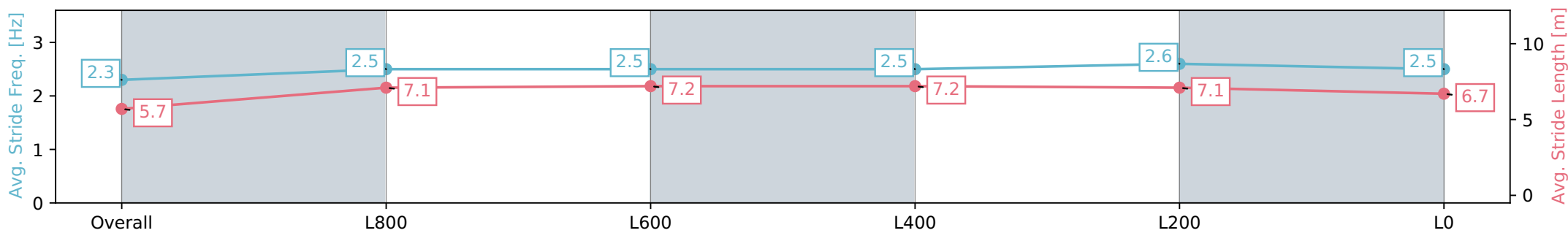
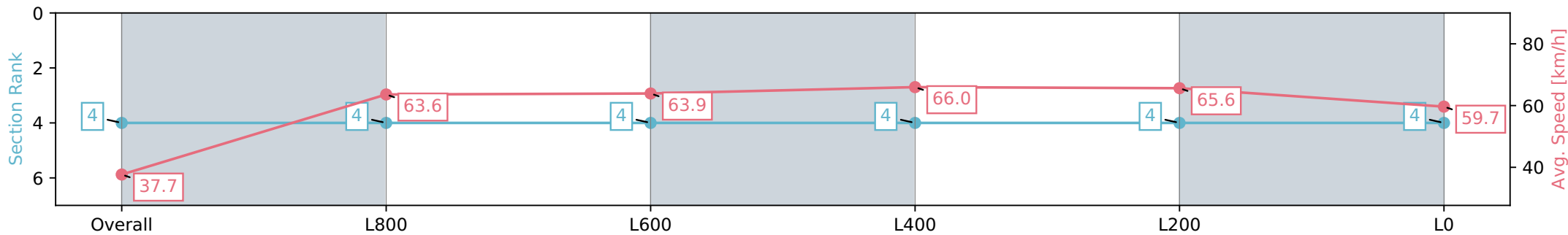
Race 1: Adelaide Bus & Coach SA Handicap - 1100m

20 January 2024 - 12:27PM

Track Rating: Good 4, Weather: Fine, Rail Position: +5m
800m-400m, +3m Remainder



Section	Overall	L1000	L800	L600	L400	L200	L0
Section Times	1:06.24 [4] (0:09.56)	0:56.68 [4] (0:11.38)	0:45.30 [4] (0:11.32)	0:33.98 [4] (0:10.88)	0:23.10 [4] (0:11.06)	0:12.04 [4] (0:12.04)	
Average Speed [km/h]	37.7	63.6	63.9	66.0	65.6	59.7	
Top Speed [km/h]	61.5	64.9	65.0	67.5	67.1	63.3	
Avg. Dist. to Rail [m]	3.2	1.3	0.8	0.6	2.8	4.6	
Avg. Stride Freq. [Hz]	2.3	2.5	2.5	2.5	2.6	2.5	
Avg. Stride Length [m]	5.7	7.1	7.2	7.2	7.1	6.7	



- [] Ranking at each section and finish
- :-:- No data available at this section
- NA No data available