



RACING SA

Gawler SA

Race 8: Paxton Street Storage Handicap - 1200m

06 January 2024 - 5:30PM



Track Rating: Soft 7, Weather: Overcast, Rail Position: +2m 800m-400m, True Remainder

Section								Overall	L1000	L800	L600	L400	L200		
Field Times								1:12.38	0:58.33	0:47.63	0:36.27	0:24.49	0:12.64		
								(0:14.05)	(0:10.70)	(0:11.37)	(0:11.78)	(0:11.85)	(0:12.64)		
Position	#	Horse/Jockey	Barrier	Top Speed [km/h]	Fastest Section	First 400m							Margin	From Winner [m]	
1	9	SMILING FROM ABOVE	11	72.9	0:10.67	0:25.18	1:12.38	0:57.87 [6]	0:47.20 [5]	0:35.74 [5]	0:24.42 [4]	0:12.64 [1]	1:12.38		
		Alana Livesey		1000-800	1000-800		(0:14.51)	(0:10.67)	(0:11.46)	(0:11.32)	(0:11.78)	(0:12.64)			
2	11	WHENTHEDEELINGS DUN	5	67.4	0:11.04	0:25.28	1:12.62	0:58.38 [4]	0:47.34 [6]	0:35.88 [6]	0:24.28 [6]	0:12.50 [5]	1.5L	+2	
		Sophie Logan		1000-800	1000-800		(0:14.24)	(0:11.04)	(0:11.46)	(0:11.59)	(0:11.79)	(0:12.50)			
3	10	LUCKY FORTUNA	6	68.5	0:10.70	0:24.74	1:13.16	0:59.12 [1]	0:48.42 [1]	0:37.05 [1]	0:25.23 [3]	0:13.18 [3]	4.8L	+3	
		Teagan Voorham		1000-800	1000-800		(0:14.04)	(0:10.70)	(0:11.37)	(0:11.82)	(0:12.05)	(0:13.18)			
4	5	JUST LIKE LISA	1	68.0	0:10.83	0:24.97	1:13.19	0:59.05 [3]	0:48.22 [3]	0:36.85 [3]	0:25.30 [2]	0:13.23 [2]	5.0L	-3	
		Margaret Collett		1000-800	1000-800		(0:14.14)	(0:10.83)	(0:11.37)	(0:11.55)	(0:12.07)	(0:13.23)			
5	3	ROXY BLUE	8	69.2	0:10.70	0:24.82	1:13.21	0:59.09 [2]	0:48.39 [2]	0:37.05 [2]	0:25.32 [1]	0:13.18 [4]	5.1L	+4	
		Nichola Yuen		1000-800	1000-800		(0:14.12)	(0:10.70)	(0:11.34)	(0:11.73)	(0:12.14)	(0:13.18)			
6	7	LADY SIMONE	4	68.2	0:10.74	0:25.08	1:13.54	0:59.20 [5]	0:48.46 [4]	0:36.99 [4]	0:25.37 [5]	0:13.30 [6]	7.1L	+5	
		Jake Toeroek		1000-800	1000-800		(0:14.34)	(0:10.74)	(0:11.47)	(0:11.62)	(0:12.07)	(0:13.30)			

Scratched: Hope At Hand (#1), Rockstar Meggsy (#2), Dantela (#4), She's Greysful (#6), Enterprise Jewel (#8)

Horse/Jockey Name	SMILING FROM ABOVE
Finish Rank	1
Fastest Section Time (Section)	0:10.67 (L1000)
Top Speed [km/h] (Section)	72.9 (L1000)
Race State	Finished



Gawler SA - Professional

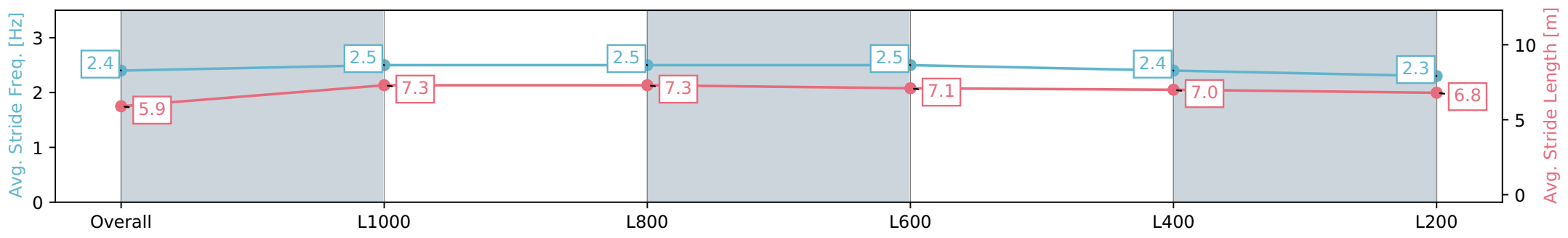
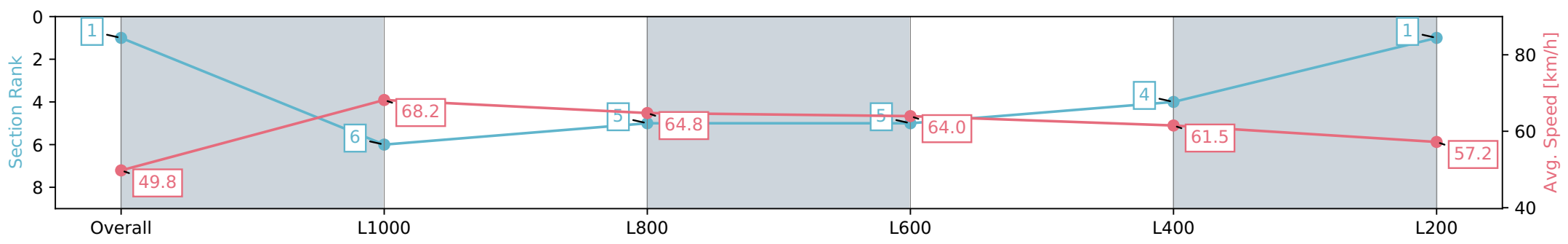
Race 8: Paxton Street Storage Handicap - 1200m

06 January 2024 - 5:30PM

Track Rating: Soft 7, Weather: Overcast, Rail Position: +2m
800m-400m, True Remainder



Section	Overall	L1000	L800	L600	L400	L200
Section Times	1:12.38 [1] (0:14.51)	0:57.87 [6] (0:10.67)	0:47.20 [5] (0:11.46)	0:35.74 [5] (0:11.32)	0:24.42 [4] (0:11.78)	0:12.64 [1] (0:12.64)
Average Speed [km/h]	49.8	68.2	64.8	64.0	61.5	57.2
Top Speed [km/h]	67.4	72.9	66.3	64.5	63.3	59.3
Avg. Dist. to Rail [m]	14.7	5.4	4.3	1.6	2.4	5.3
Avg. Stride Freq. [Hz]	2.4	2.5	2.5	2.5	2.4	2.3
Avg. Stride Length [m]	5.9	7.3	7.3	7.1	7.0	6.8



Report Created: Sat 06 January 2024 18:15:08 GMT+11 (Note: Timing is based on positional data)

- [] Ranking at each section and finish
- :-:- No data available at this section
- NA No data available

Horse/Jockey Name	WHENTHEDEELINGSDUN
Finish Rank	2
Fastest Section Time (Section)	0:11.04 (L1000)
Top Speed [km/h] (Section)	67.4 (L1000)
Race State	Finished



Gawler SA - Professional

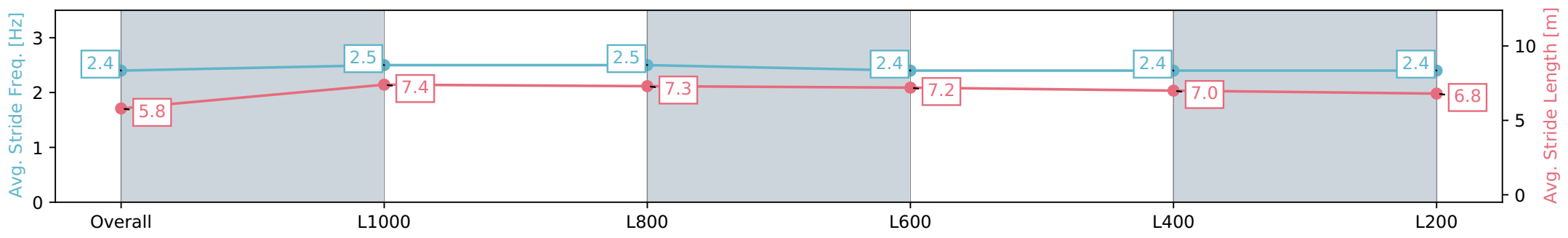
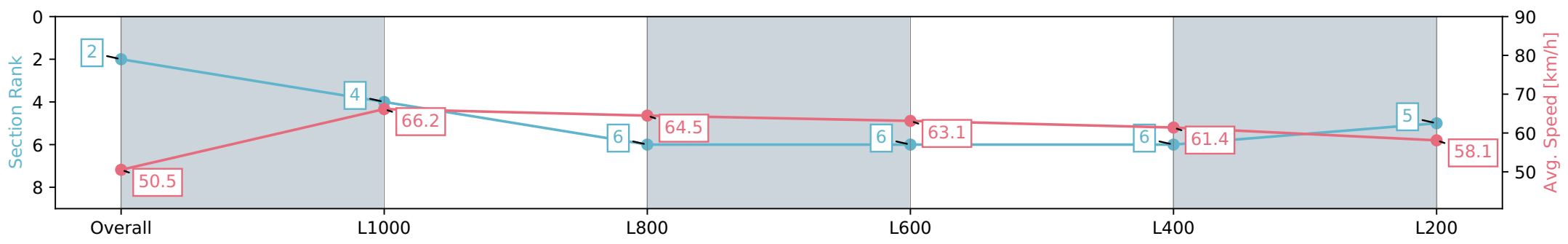
Race 8: Paxton Street Storage Handicap - 1200m

06 January 2024 - 5:30PM

Track Rating: Soft 7, Weather: Overcast, Rail Position: +2m
800m-400m, True Remainder



Section	Overall	L1000	L800	L600	L400	L200
Section Times	1:12.62 [2] (0:14.24)	0:58.38 [4] (0:11.04)	0:47.34 [6] (0:11.46)	0:35.88 [6] (0:11.59)	0:24.28 [6] (0:11.79)	0:12.50 [5] (0:12.50)
Average Speed [km/h]	50.5	66.2	64.5	63.1	61.4	58.1
Top Speed [km/h]	65.9	67.4	66.5	64.1	63.6	59.3
Avg. Dist. to Rail [m]	12.2	6.1	4.2	3.1	5.2	4.7
Avg. Stride Freq. [Hz]	2.4	2.5	2.5	2.4	2.4	2.4
Avg. Stride Length [m]	5.8	7.4	7.3	7.2	7.0	6.8



Report Created: Sat 06 January 2024 18:15:11 GMT+11 (Note: Timing is based on positional data)

- [] Ranking at each section and finish
- :-:- No data available at this section
- NA No data available

Horse/Jockey Name	LUCKY FORTUNA
Finish Rank	3
Fastest Section Time (Section)	0:10.70 (L1000)
Top Speed [km/h] (Section)	68.5 (L1000)
Race State	Finished



Gawler SA - Professional

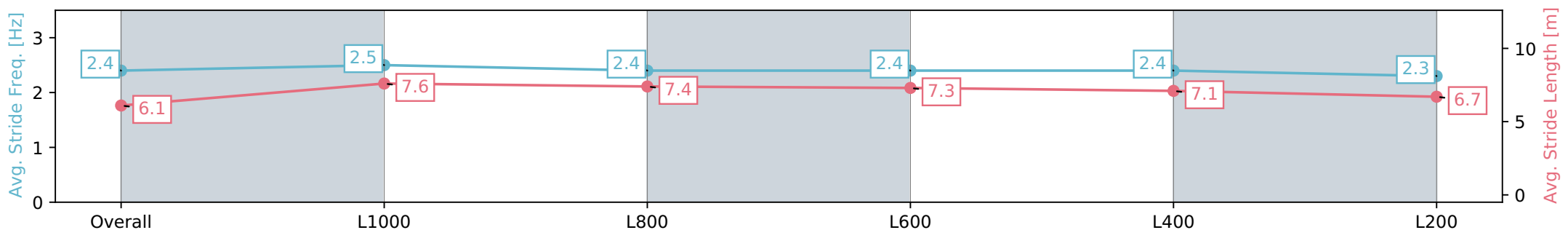
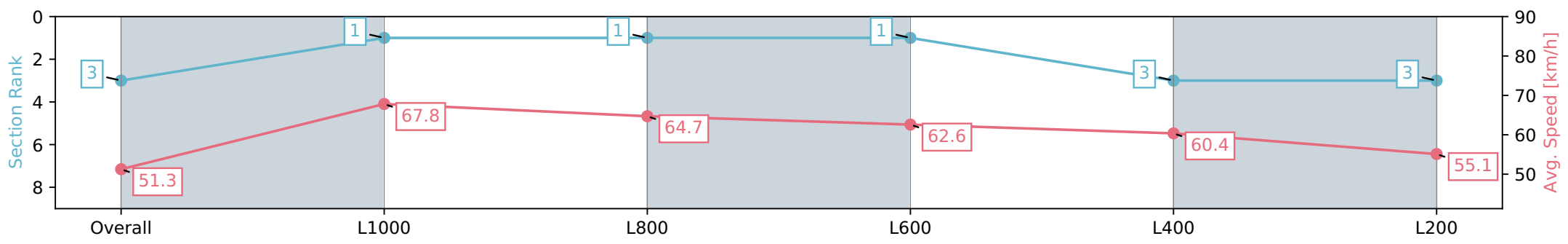
Race 8: Paxton Street Storage Handicap - 1200m

06 January 2024 - 5:30PM

Track Rating: Soft 7, Weather: Overcast, Rail Position: +2m
800m-400m, True Remainder



Section	Overall	L1000	L800	L600	L400	L200
Section Times	1:13.16 [3] (0:14.04)	0:59.12 [1] (0:10.70)	0:48.42 [1] (0:11.37)	0:37.05 [1] (0:11.82)	0:25.23 [3] (0:12.05)	0:13.18 [3] (0:13.18)
Average Speed [km/h]	51.3	67.8	64.7	62.6	60.4	55.1
Top Speed [km/h]	68.3	68.5	65.8	64.0	62.3	58.1
Avg. Dist. to Rail [m]	11.5	5.2	3.3	5.5	6.7	7.1
Avg. Stride Freq. [Hz]	2.4	2.5	2.4	2.4	2.4	2.3
Avg. Stride Length [m]	6.1	7.6	7.4	7.3	7.1	6.7



Report Created: Sat 06 January 2024 18:15:14 GMT+11 (Note: Timing is based on positional data)

- [] Ranking at each section and finish
- :-:- No data available at this section
- NA No data available

Horse/Jockey Name	JUST LIKE LISA
Finish Rank	4
Fastest Section Time (Section)	0:10.83 (L1000)
Top Speed [km/h] (Section)	68.0 (L1000)
Race State	Finished



Gawler SA - Professional

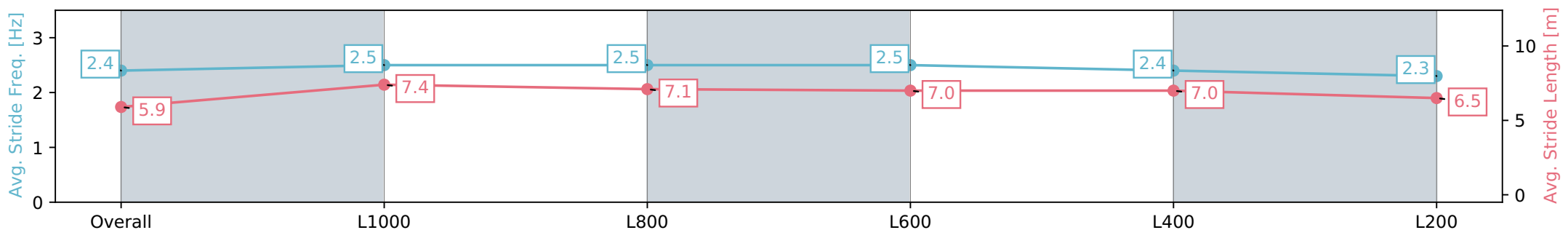
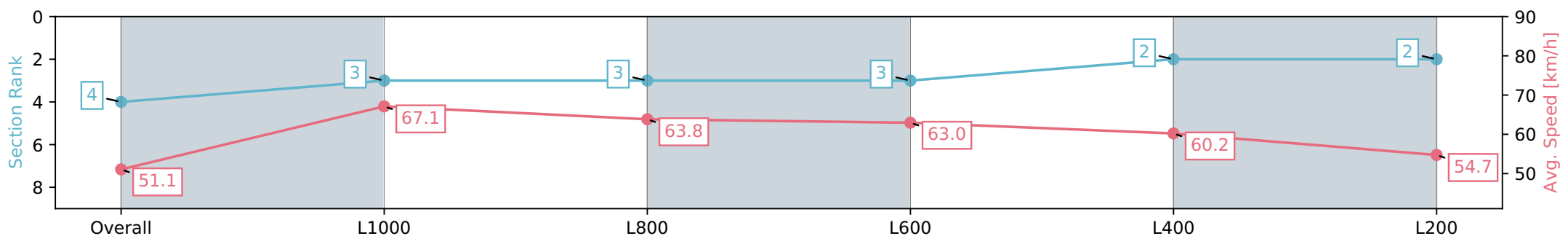
Race 8: Paxton Street Storage Handicap - 1200m

06 January 2024 - 5:30PM

Track Rating: Soft 7, Weather: Overcast, Rail Position: +2m
800m-400m, True Remainder



Section	Overall	L1000	L800	L600	L400	L200
Section Times	1:13.19 [4] (0:14.14)	0:59.05 [3] (0:10.83)	0:48.22 [3] (0:11.37)	0:36.85 [3] (0:11.55)	0:25.30 [2] (0:12.07)	0:13.23 [2] (0:13.23)
Average Speed [km/h]	51.1	67.1	63.8	63.0	60.2	54.7
Top Speed [km/h]	67.1	68.0	65.3	63.8	62.1	57.9
Avg. Dist. to Rail [m]	10.3	4.3	1.8	2.2	3.4	1.7
Avg. Stride Freq. [Hz]	2.4	2.5	2.5	2.5	2.4	2.3
Avg. Stride Length [m]	5.9	7.4	7.1	7.0	7.0	6.5



Report Created: Sat 06 January 2024 18:15:17 GMT+11 (Note: Timing is based on positional data)

- [] Ranking at each section and finish
- :-:- No data available at this section
- NA No data available

Horse/Jockey Name	ROXY BLUE
Finish Rank	5
Fastest Section Time (Section)	0:10.70 (L1000)
Top Speed [km/h] (Section)	69.2 (L1000)
Race State	Finished



Gawler SA - Professional

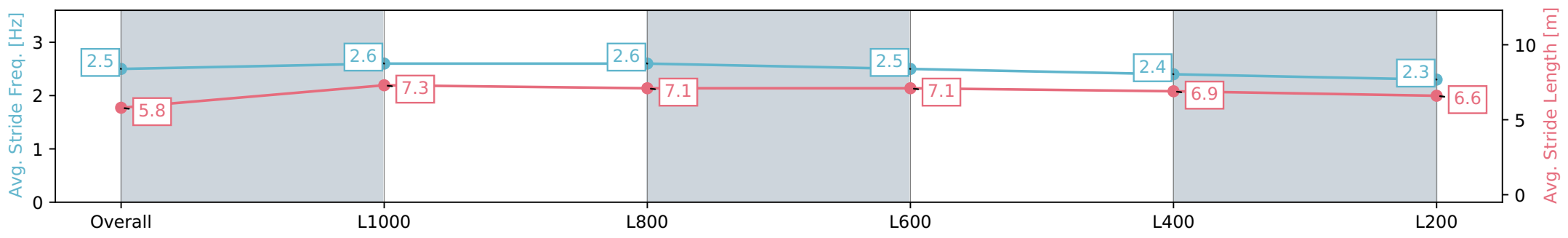
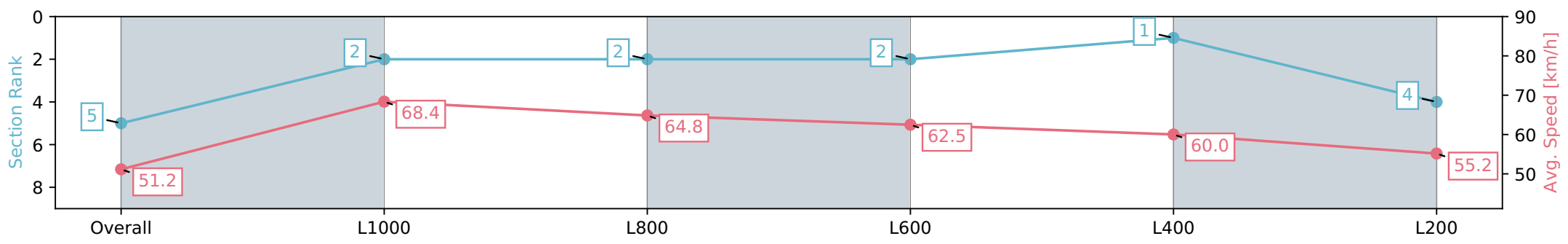
Race 8: Paxton Street Storage Handicap - 1200m

06 January 2024 - 5:30PM

Track Rating: Soft 7, Weather: Overcast, Rail Position: +2m
800m-400m, True Remainder



Section	Overall	L1000	L800	L600	L400	L200
Section Times	1:13.21 [5] (0:14.12)	0:59.09 [2] (0:10.70)	0:48.39 [2] (0:11.34)	0:37.05 [2] (0:11.73)	0:25.32 [1] (0:12.14)	0:13.18 [4] (0:13.18)
Average Speed [km/h]	51.2	68.4	64.8	62.5	60.0	55.2
Top Speed [km/h]	67.8	69.2	66.9	64.4	61.3	57.2
Avg. Dist. to Rail [m]	14.6	7.7	3.6	4.1	6.3	8.3
Avg. Stride Freq. [Hz]	2.5	2.6	2.6	2.5	2.4	2.3
Avg. Stride Length [m]	5.8	7.3	7.1	7.1	6.9	6.6



Report Created: Sat 06 January 2024 18:15:21 GMT+11 (Note: Timing is based on positional data)

- [] Ranking at each section and finish
- :-:- No data available at this section
- NA No data available



Horse/Jockey Name	LADY SIMONE
Finish Rank	6
Fastest Section Time (Section)	0:10.74 (L1000)
Top Speed [km/h] (Section)	68.2 (L1000)
Race State	Finished



Gawler SA - Professional

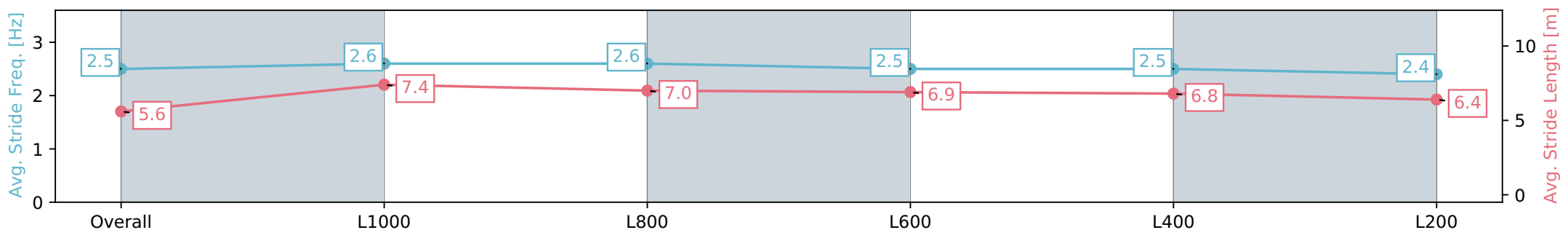
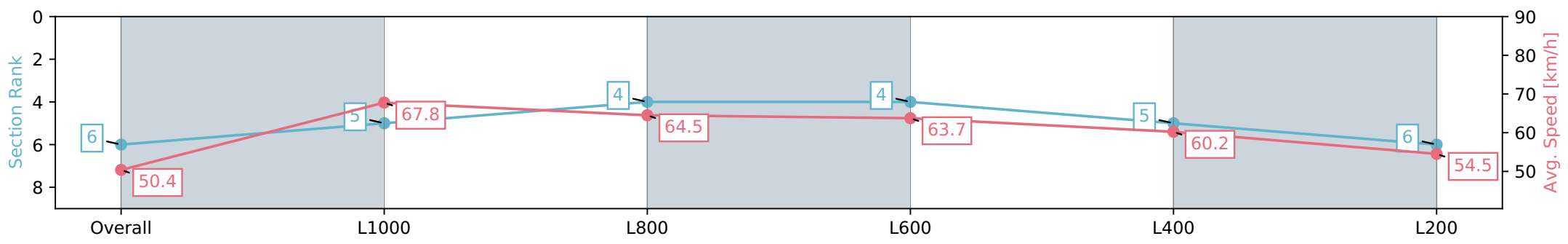
Race 8: Paxton Street Storage Handicap - 1200m

06 January 2024 - 5:30PM

Track Rating: Soft 7, Weather: Overcast, Rail Position: +2m
800m-400m, True Remainder



Section	Overall	L1000	L800	L600	L400	L200
Section Times	1:13.54 [6] (0:14.34)	0:59.20 [5] (0:10.74)	0:48.46 [4] (0:11.47)	0:36.99 [4] (0:11.62)	0:25.37 [5] (0:12.07)	0:13.30 [6] (0:13.30)
Average Speed [km/h]	50.4	67.8	64.5	63.7	60.2	54.5
Top Speed [km/h]	67.0	68.2	67.4	64.8	62.5	57.5
Avg. Dist. to Rail [m]	10.8	5.5	4.6	5.4	6.6	7.3
Avg. Stride Freq. [Hz]	2.5	2.6	2.6	2.5	2.5	2.4
Avg. Stride Length [m]	5.6	7.4	7.0	6.9	6.8	6.4



Report Created: Sat 06 January 2024 18:15:24 GMT+11 (Note: Timing is based on positional data)

- [] Ranking at each section and finish
- :-:- No data available at this section
- NA No data available