



RACING SA

Gawler SA

Race 6: Coopers Brewery Australian Lager Handicap - 1200m

06 January 2024 - 3:22PM



Track Rating: Soft 7, Weather: Raining, Rail Position: +2m 800m-400m, True Remainder

Section								Overall	L1000	L800	L600	L400	L200		
Field Times								1:12.51 (0:14.60)	0:57.91 (0:11.30)	0:46.60 (0:11.47)	0:35.14 (0:11.41)	0:23.73 (0:11.51)	0:12.22 (0:12.22)	Margin	From Winner [m]
Position	#	Horse/Jockey	Barrier	Top Speed [km/h]	Fastest Section	First 400m									
1	8	MEG'S MAGIC Todd Pannell	1	65.0 400-200	0:11.22 400-200	0:26.26	1:12.51 (0:14.75)	0:57.76 [5] (0:11.51)	0:46.25 [6] (0:11.46)	0:34.79 [4] (0:11.35)	0:23.44 [4] (0:11.22)	0:12.22 [2] (0:12.22)	1:12.51		
2	5	SOLAR MIST Jacob Opperman	3	65.0 1200-1000	0:11.43 600-400	0:26.24	1:12.75 (0:14.75)	0:58.00 [4] (0:11.49)	0:46.51 [5] (0:11.50)	0:35.01 [5] (0:11.43)	0:23.57 [5] (0:11.50)	0:12.08 [5] (0:12.08)	1.5L	+4	
3	11	SOCIAL DANCER Margaret Collett	2	64.8 1000-800	0:11.28 1000-800	0:25.93	1:12.78 (0:14.65)	0:58.13 [2] (0:11.28)	0:46.85 [2] (0:11.44)	0:35.41 [1] (0:11.41)	0:24.00 [1] (0:11.50)	0:12.50 [1] (0:12.50)	1.7L	-2	
4	10	KRISTOBEL Sophie Logan	4	64.6 1000-800	0:11.30 1000-800	0:25.90	1:12.91 (0:14.60)	0:58.31 [1] (0:11.30)	0:47.01 [1] (0:11.55)	0:35.46 [2] (0:11.45)	0:24.01 [2] (0:11.59)	0:12.42 [4] (0:12.42)	2.5L	+2	
5	3	VOLTAGE POINT Teagan Voorham	7	65.2 600-400	0:11.38 600-400	0:26.33	1:12.95 (0:14.87)	0:58.08 [8] (0:11.46)	0:46.62 [7] (0:11.61)	0:35.01 [7] (0:11.38)	0:23.63 [8] (0:11.49)	0:12.14 [7] (0:12.14)	2.8L	+7	
6	9	INTO THE LIGHT Alana Livesey	8	66.4 1000-800	0:11.21 1000-800	0:25.98	1:12.97 (0:14.77)	0:58.20 [6] (0:11.21)	0:46.99 [3] (0:11.56)	0:35.43 [3] (0:11.49)	0:23.94 [3] (0:11.44)	0:12.50 [3] (0:12.50)	2.9L	+5	
7	7	LAPILLI Jake Toeroek	5	65.0 400-200	0:11.37 600-400	0:26.19	1:13.10 (0:14.72)	0:58.38 [3] (0:11.47)	0:46.91 [4] (0:11.65)	0:35.26 [6] (0:11.37)	0:23.89 [6] (0:11.56)	0:12.33 [6] (0:12.33)	3.7L	+6	
8	1	HARLEY'N'ROSE Lachlan Neindorf	9	65.3 800-600	0:11.28 600-400	0:26.47	1:13.41 (0:14.91)	0:58.50 [9] (0:11.56)	0:46.94 [8] (0:11.52)	0:35.42 [8] (0:11.28)	0:24.14 [7] (0:11.62)	0:12.52 [8] (0:12.52)	5.6L	+1	
9	6	GRUELLING Kayla Crowther	11	65.2 800-600	0:11.39 600-400	0:26.59	1:14.85 (0:14.86)	0:59.99 [7] (0:11.73)	0:48.26 [9] (0:11.80)	0:36.46 [9] (0:11.39)	0:25.07 [9] (0:11.84)	0:13.23 [9] (0:13.23)	14.5L	+11	

Scratched: Kalasec (#2), Even Sharper (#4)

- [] Position in running at each section and finish
- # Saddle cloth number
- :-:- No data available at this section
- Background shading for fastest section
- NA No data available

Horse/Jockey Name	MEG'S MAGIC
Finish Rank	1
Fastest Section Time (Section)	0:11.22 (L400)
Top Speed [km/h] (Section)	65.0 (L400)
Race State	Finished



Gawler SA - Professional

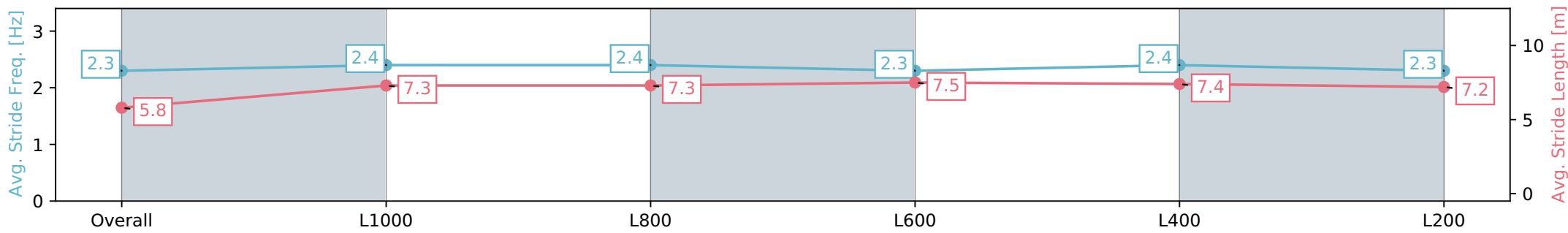
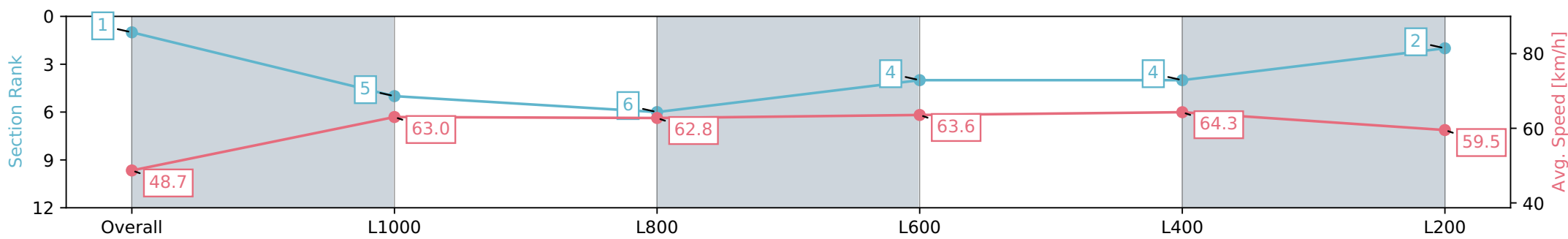
Race 6: Coopers Brewery Australian Lager Handicap - 1200m

06 January 2024 - 3:22PM

Track Rating: Soft 7, Weather: Raining, Rail Position: +2m
800m-400m, True Remainder



Section	Overall	L1000	L800	L600	L400	L200
Section Times	1:12.51 [1] (0:14.75)	0:57.76 [5] (0:11.51)	0:46.25 [6] (0:11.46)	0:34.79 [4] (0:11.35)	0:23.44 [4] (0:11.22)	0:12.22 [2] (0:12.22)
Average Speed [km/h]	48.7	63.0	62.8	63.6	64.3	59.5
Top Speed [km/h]	63.6	63.9	63.6	64.9	65.0	62.4
Avg. Dist. to Rail [m]	2.0	1.4	0.4	0.5	1.7	0.2
Avg. Stride Freq. [Hz]	2.3	2.4	2.4	2.3	2.4	2.3
Avg. Stride Length [m]	5.8	7.3	7.3	7.5	7.4	7.2



- [] Ranking at each section and finish
- :-:- No data available at this section
- NA No data available

Horse/Jockey Name	SOLAR MIST
Finish Rank	2
Fastest Section Time (Section)	0:11.43 (L600)
Top Speed [km/h] (Section)	65.0 (Overall)
Race State	Finished



Gawler SA - Professional

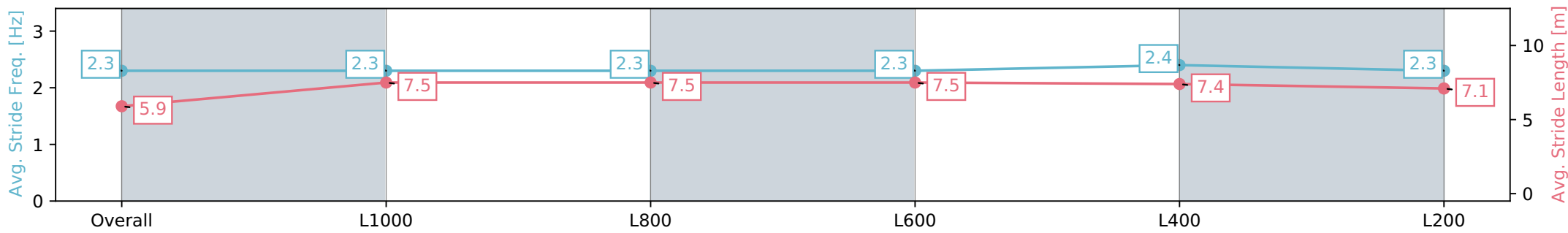
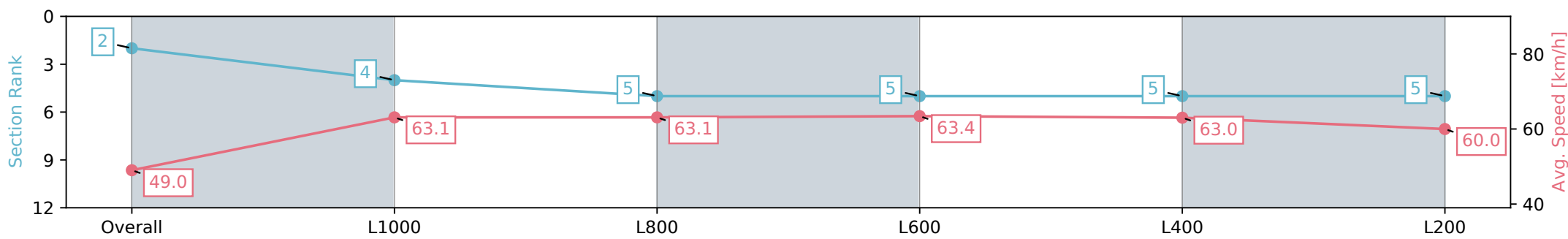
Race 6: Coopers Brewery Australian Lager Handicap - 1200m

06 January 2024 - 3:22PM

Track Rating: Soft 7, Weather: Raining, Rail Position: +2m
800m-400m, True Remainder



Section	Overall	L1000	L800	L600	L400	L200
Section Times	1:12.75 [2] (0:14.75)	0:58.00 [4] (0:11.49)	0:46.51 [5] (0:11.50)	0:35.01 [5] (0:11.43)	0:23.57 [5] (0:11.50)	0:12.08 [5] (0:12.08)
Average Speed [km/h]	49.0	63.1	63.1	63.4	63.0	60.0
Top Speed [km/h]	65.0	65.0	63.7	64.7	63.9	62.1
Avg. Dist. to Rail [m]	4.9	2.6	1.3	1.5	3.2	2.3
Avg. Stride Freq. [Hz]	2.3	2.3	2.3	2.3	2.4	2.3
Avg. Stride Length [m]	5.9	7.5	7.5	7.5	7.4	7.1



- [] Ranking at each section and finish
- :-:- No data available at this section
- NA No data available

Horse/Jockey Name	SOCIAL DANCER
Finish Rank	3
Fastest Section Time (Section)	0:11.28 (L1000)
Top Speed [km/h] (Section)	64.8 (L1000)
Race State	Finished



Gawler SA - Professional

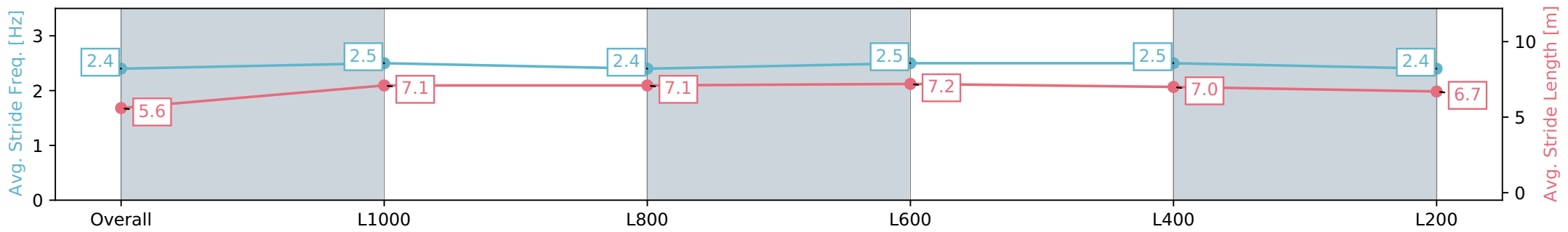
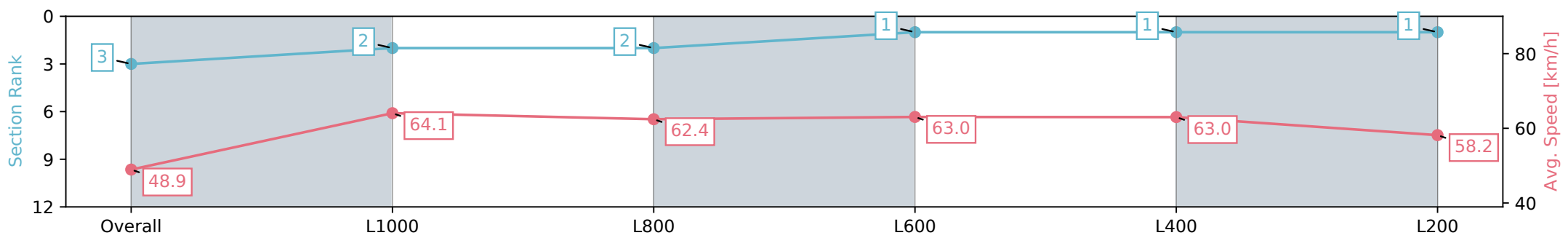
Race 6: Coopers Brewery Australian Lager Handicap - 1200m

06 January 2024 - 3:22PM

Track Rating: Soft 7, Weather: Raining, Rail Position: +2m
800m-400m, True Remainder



Section	Overall	L1000	L800	L600	L400	L200
Section Times	1:12.78 [3] (0:14.65)	0:58.13 [2] (0:11.28)	0:46.85 [2] (0:11.44)	0:35.41 [1] (0:11.41)	0:24.00 [1] (0:11.50)	0:12.50 [1] (0:12.50)
Average Speed [km/h]	48.9	64.1	62.4	63.0	63.0	58.2
Top Speed [km/h]	64.7	64.8	63.7	64.2	64.6	60.4
Avg. Dist. to Rail [m]	2.4	0.4	1.1	0.8	3.0	2.7
Avg. Stride Freq. [Hz]	2.4	2.5	2.4	2.5	2.5	2.4
Avg. Stride Length [m]	5.6	7.1	7.1	7.2	7.0	6.7



- [] Ranking at each section and finish
- :-:- No data available at this section
- NA No data available

Horse/Jockey Name	KRISTOBEL
Finish Rank	4
Fastest Section Time (Section)	0:11.30 (L1000)
Top Speed [km/h] (Section)	64.6 (L1000)
Race State	Finished



Gawler SA - Professional

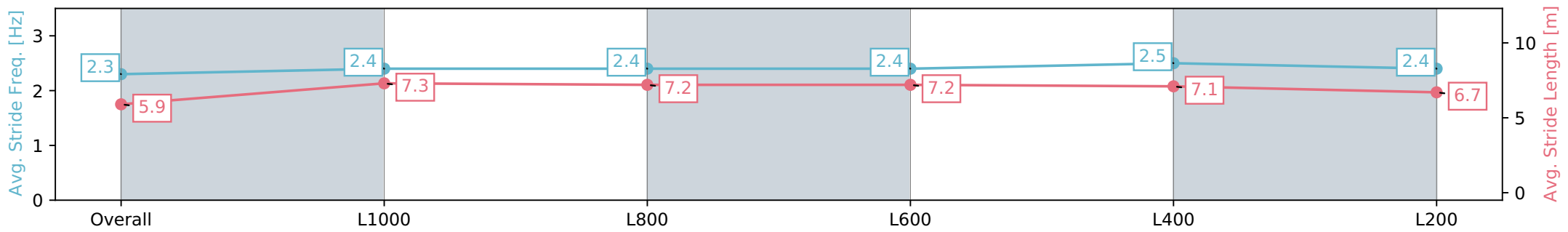
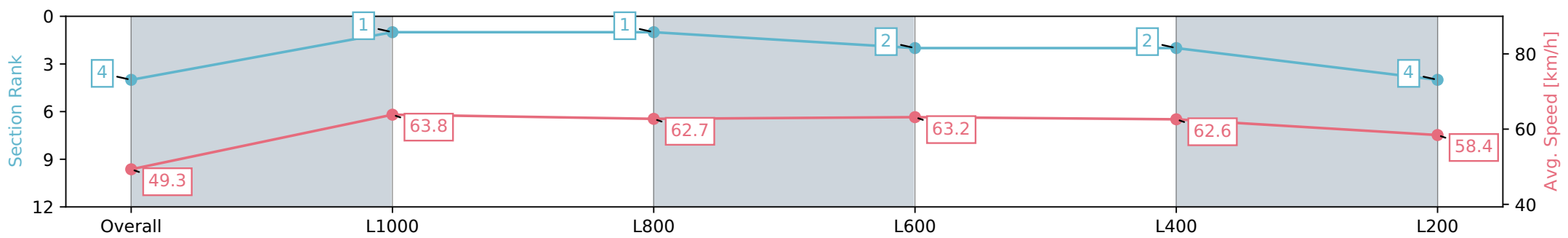
Race 6: Coopers Brewery Australian Lager Handicap - 1200m

06 January 2024 - 3:22PM

Track Rating: Soft 7, Weather: Raining, Rail Position: +2m
800m-400m, True Remainder



Section	Overall	L1000	L800	L600	L400	L200
Section Times	1:12.91 [4] (0:14.60)	0:58.31 [1] (0:11.30)	0:47.01 [1] (0:11.55)	0:35.46 [2] (0:11.45)	0:24.01 [2] (0:11.59)	0:12.42 [4] (0:12.42)
Average Speed [km/h]	49.3	63.8	62.7	63.2	62.6	58.4
Top Speed [km/h]	64.0	64.6	63.2	63.9	64.1	61.1
Avg. Dist. to Rail [m]	4.9	2.0	0.6	1.5	4.3	6.0
Avg. Stride Freq. [Hz]	2.3	2.4	2.4	2.4	2.5	2.4
Avg. Stride Length [m]	5.9	7.3	7.2	7.2	7.1	6.7



- [] Ranking at each section and finish
- :-:- No data available at this section
- NA No data available

Horse/Jockey Name	VOLTAGE POINT
Finish Rank	5
Fastest Section Time (Section)	0:11.38 (L600)
Top Speed [km/h] (Section)	65.2 (L600)
Race State	Finished



Gawler SA - Professional

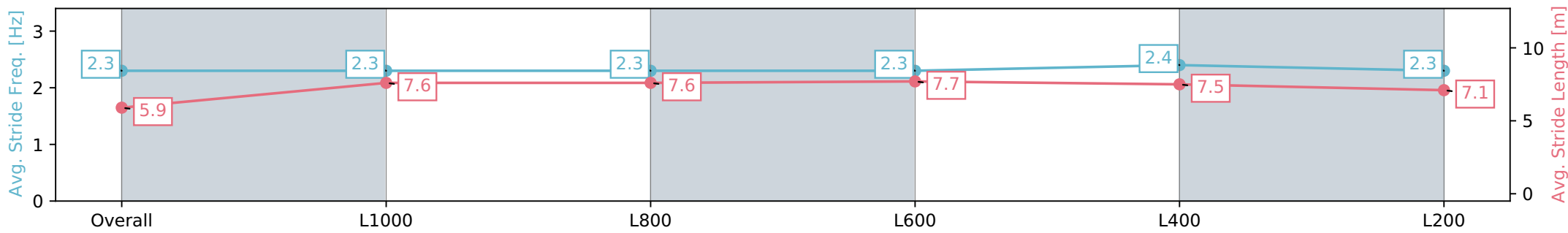
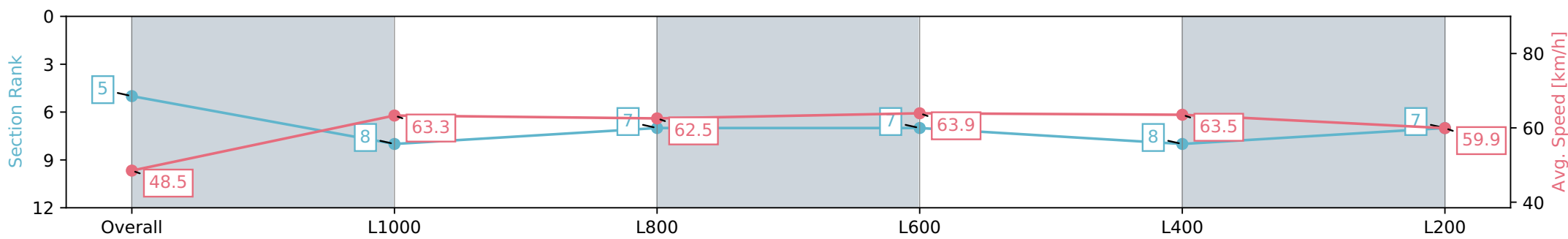
Race 6: Coopers Brewery Australian Lager Handicap - 1200m

06 January 2024 - 3:22PM

Track Rating: Soft 7, Weather: Raining, Rail Position: +2m
800m-400m, True Remainder



Section	Overall	L1000	L800	L600	L400	L200
Section Times	1:12.95 [5] (0:14.87)	0:58.08 [8] (0:11.46)	0:46.62 [7] (0:11.61)	0:35.01 [7] (0:11.38)	0:23.63 [8] (0:11.49)	0:12.14 [7] (0:12.14)
Average Speed [km/h]	48.5	63.3	62.5	63.9	63.5	59.9
Top Speed [km/h]	62.7	65.1	64.3	65.2	65.1	61.8
Avg. Dist. to Rail [m]	6.4	3.3	1.3	2.8	7.1	8.7
Avg. Stride Freq. [Hz]	2.3	2.3	2.3	2.3	2.4	2.3
Avg. Stride Length [m]	5.9	7.6	7.6	7.7	7.5	7.1



Report Created: Sat 06 January 2024 16:04:12 GMT+11 (Note: Timing is based on positional data)

- [] Ranking at each section and finish
- :-:- No data available at this section
- NA No data available

Horse/Jockey Name	INTO THE LIGHT
Finish Rank	6
Fastest Section Time (Section)	0:11.21 (L1000)
Top Speed [km/h] (Section)	66.4 (L1000)
Race State	Finished



Gawler SA - Professional

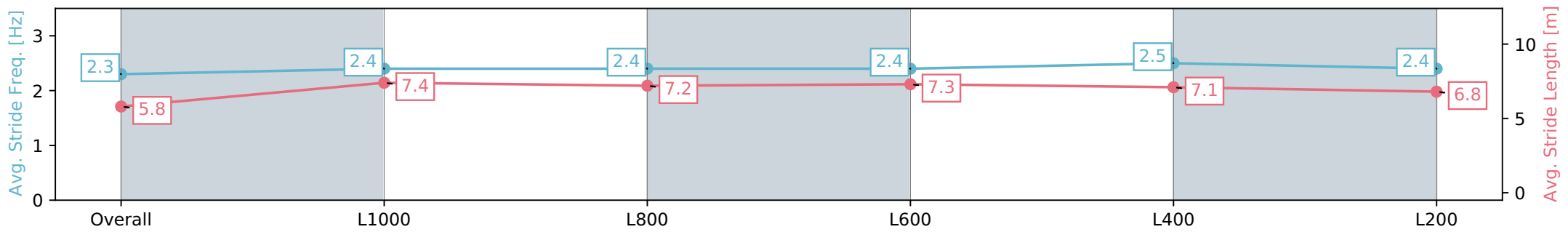
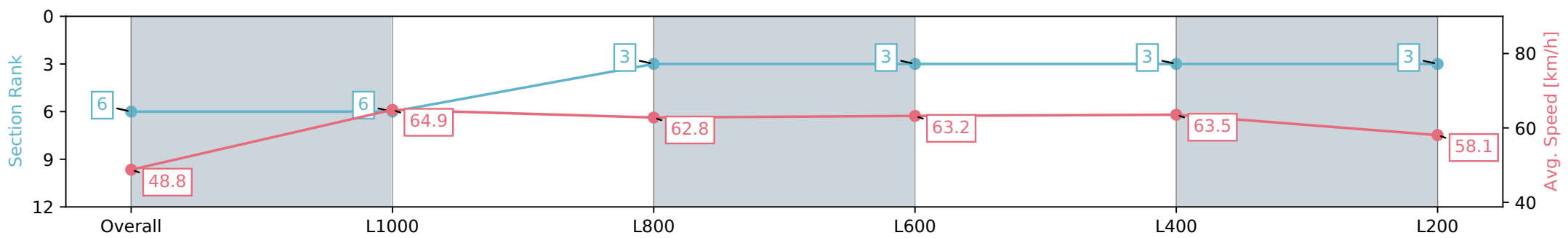
Race 6: Coopers Brewery Australian Lager Handicap - 1200m

06 January 2024 - 3:22PM

Track Rating: Soft 7, Weather: Raining, Rail Position: +2m
800m-400m, True Remainder



Section	Overall	L1000	L800	L600	L400	L200
Section Times	1:12.97 [6] (0:14.77)	0:58.20 [6] (0:11.21)	0:46.99 [3] (0:11.56)	0:35.43 [3] (0:11.49)	0:23.94 [3] (0:11.44)	0:12.50 [3] (0:12.50)
Average Speed [km/h]	48.8	64.9	62.8	63.2	63.5	58.1
Top Speed [km/h]	65.0	66.4	63.8	64.0	65.1	60.9
Avg. Dist. to Rail [m]	6.9	3.8	1.1	1.9	5.3	6.9
Avg. Stride Freq. [Hz]	2.3	2.4	2.4	2.4	2.5	2.4
Avg. Stride Length [m]	5.8	7.4	7.2	7.3	7.1	6.8



- [] Ranking at each section and finish
- :-:- No data available at this section
- NA No data available

Horse/Jockey Name	LAPILLI
Finish Rank	7
Fastest Section Time (Section)	0:11.37 (L600)
Top Speed [km/h] (Section)	65.0 (L400)
Race State	Finished



Gawler SA - Professional

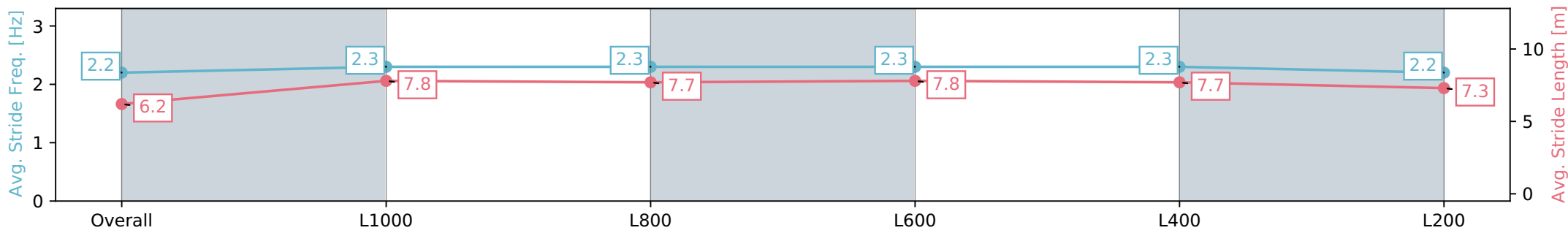
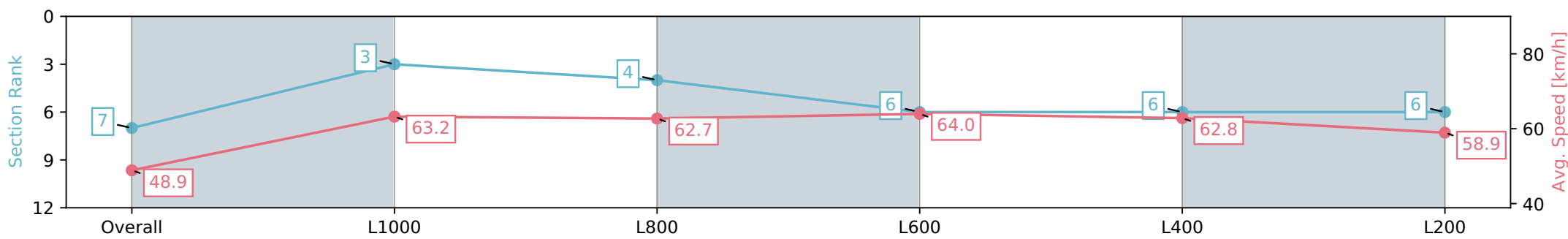
Race 6: Coopers Brewery Australian Lager Handicap - 1200m

06 January 2024 - 3:22PM

Track Rating: Soft 7, Weather: Raining, Rail Position: +2m
800m-400m, True Remainder



Section	Overall	L1000	L800	L600	L400	L200
Section Times	1:13.10 [7] (0:14.72)	0:58.38 [3] (0:11.47)	0:46.91 [4] (0:11.65)	0:35.26 [6] (0:11.37)	0:23.89 [6] (0:11.56)	0:12.33 [6] (0:12.33)
Average Speed [km/h]	48.9	63.2	62.7	64.0	62.8	58.9
Top Speed [km/h]	63.7	64.7	63.9	64.7	65.0	61.0
Avg. Dist. to Rail [m]	5.4	3.4	1.8	2.2	5.7	7.8
Avg. Stride Freq. [Hz]	2.2	2.3	2.3	2.3	2.3	2.2
Avg. Stride Length [m]	6.2	7.8	7.7	7.8	7.7	7.3



- [] Ranking at each section and finish
- :-:- No data available at this section
- NA No data available

Horse/Jockey Name	HARLEY'N'ROSE
Finish Rank	8
Fastest Section Time (Section)	0:11.28 (L600)
Top Speed [km/h] (Section)	65.3 (L800)
Race State	Finished



Gawler SA - Professional

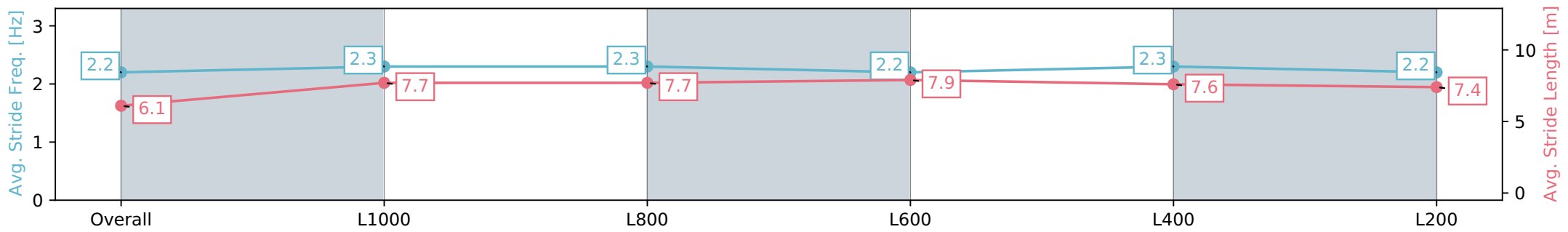
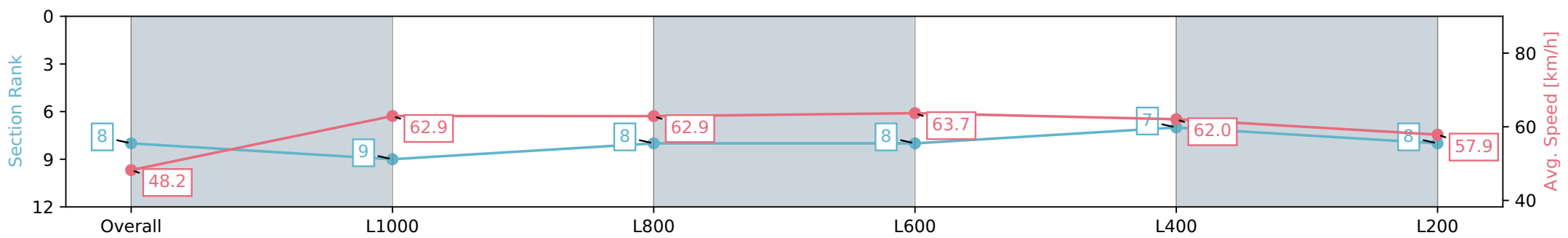
Race 6: Coopers Brewery Australian Lager Handicap - 1200m

06 January 2024 - 3:22PM

Track Rating: Soft 7, Weather: Raining, Rail Position: +2m
800m-400m, True Remainder



Section	Overall	L1000	L800	L600	L400	L200
Section Times	1:13.41 [8] (0:14.91)	0:58.50 [9] (0:11.56)	0:46.94 [8] (0:11.52)	0:35.42 [8] (0:11.28)	0:24.14 [7] (0:11.62)	0:12.52 [8] (0:12.52)
Average Speed [km/h]	48.2	62.9	62.9	63.7	62.0	57.9
Top Speed [km/h]	64.6	63.9	65.3	65.2	63.4	59.9
Avg. Dist. to Rail [m]	7.6	3.7	1.3	0.5	1.1	0.7
Avg. Stride Freq. [Hz]	2.2	2.3	2.3	2.2	2.3	2.2
Avg. Stride Length [m]	6.1	7.7	7.7	7.9	7.6	7.4



- [] Ranking at each section and finish
- :-:- No data available at this section
- NA No data available

Horse/Jockey Name	GRUELLING
Finish Rank	9
Fastest Section Time (Section)	0:11.39 (L600)
Top Speed [km/h] (Section)	65.2 (L800)
Race State	Finished



Gawler SA - Professional

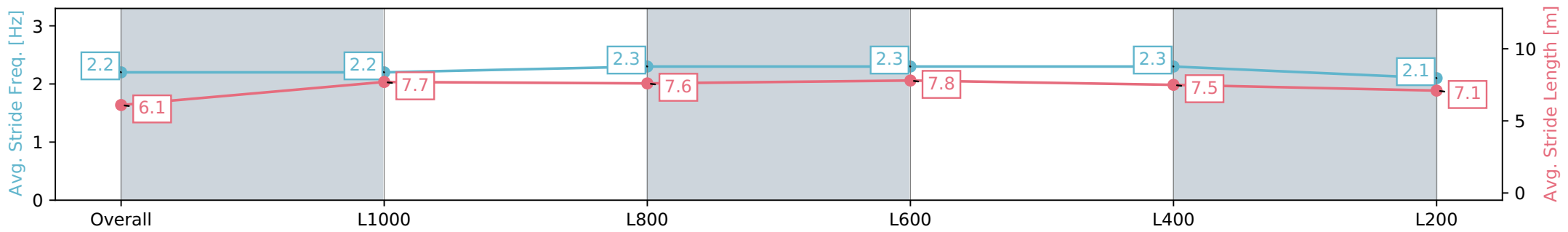
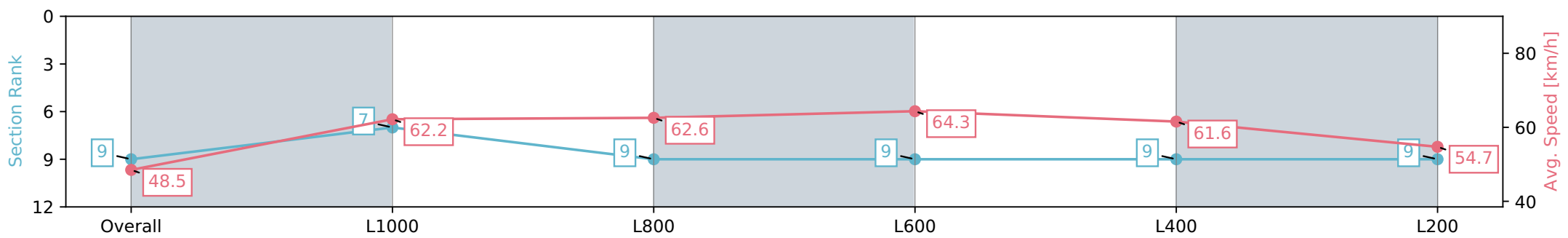
Race 6: Coopers Brewery Australian Lager Handicap - 1200m

06 January 2024 - 3:22PM

Track Rating: Soft 7, Weather: Raining, Rail Position: +2m
800m-400m, True Remainder



Section	Overall	L1000	L800	L600	L400	L200
Section Times	1:14.85 [9] (0:14.86)	0:59.99 [7] (0:11.73)	0:48.26 [9] (0:11.80)	0:36.46 [9] (0:11.39)	0:25.07 [9] (0:11.84)	0:13.23 [9] (0:13.23)
Average Speed [km/h]	48.5	62.2	62.6	64.3	61.6	54.7
Top Speed [km/h]	62.8	64.0	65.2	65.0	63.4	57.9
Avg. Dist. to Rail [m]	9.0	5.3	3.5	4.1	5.2	2.9
Avg. Stride Freq. [Hz]	2.2	2.2	2.3	2.3	2.3	2.1
Avg. Stride Length [m]	6.1	7.7	7.6	7.8	7.5	7.1



Report Created: Sat 06 January 2024 16:04:23 GMT+11 (Note: Timing is based on positional data)

- [] Ranking at each section and finish
- :-:- No data available at this section
- NA No data available