



RACING SA

# Gawler SA

## Race 5: Supporting the McGrath Foundation Handicap - 1504m

06 January 2024 - 2:47PM



Track Rating: Soft 7, Weather: Raining, Rail Position: +2m 800m-400m, True Remainder

Section								Overall	L1400	L1200	L1000	L800	L600		
Field Times								1:31.89 (0:08.59)	1:23.30 (0:11.19)	1:12.12 (0:11.51)	1:00.60 (0:11.95)	0:48.65 (0:12.07)	0:36.59 (0:11.94)		
Position	#	Horse/Jockey	Barrier	Top Speed [km/h]	Fastest Section	First 400m								From Winner [m]	
1	7	<b>SECOND TO NUN</b> Rochelle Milnes	1	65.2 1400-1200	0:08.82 1600-1400	0:25.38	1:31.89 (0:08.82)	1:23.07 [4] (0:11.16)	1:11.91 [3] (0:11.46)	1:00.45 [4] (0:11.85)	0:48.60 [4] (0:12.09)	0:36.51 [4] (0:11.98)			
2	11	<b>PEACEMAKER</b> Teagan Voorham	5	64.5 1400-1200	0:09.30 1600-1400	0:26.14	1:32.18 (0:09.30)	1:22.88 [8] (0:11.33)	1:11.55 [8] (0:11.49)	1:00.06 [8] (0:11.84)	0:48.22 [9] (0:11.84)	0:36.38 [7] (0:11.64)	+0		
3	8	<b>DAWNBURST</b> Jason Holder	11	65.2 1400-1200	0:09.31 1600-1400	0:26.13	1:32.49 (0:09.31)	1:23.18 [9] (0:11.36)	1:11.82 [9] (0:11.48)	1:00.34 [9] (0:11.79)	0:48.55 [8] (0:11.94)	0:36.61 [9] (0:11.64)	+6		
4	6	<b>I'M KENNY</b> Kelsey Hannan	7	66.6 1400-1200	0:08.57 1600-1400	0:25.13	1:32.55 (0:08.57)	1:23.97 [1] (0:11.19)	1:12.78 [1] (0:11.51)	1:01.27 [1] (0:11.95)	0:49.32 [1] (0:12.09)	0:37.23 [3] (0:11.92)	-1		
5	2	<b>HEIR OF TAVISTOCK</b> Jacob Opperman	10	66.3 1400-1200	0:08.80 1600-1400	0:25.25	1:32.71 (0:08.80)	1:23.91 [3] (0:11.09)	1:12.82 [2] (0:11.49)	1:01.33 [3] (0:11.91)	0:49.42 [3] (0:12.02)	0:37.40 [2] (0:11.99)	+1		
6	9	<b>MORE SUGAR</b> Lachlan Neindorf	9	64.8 1400-1200	0:09.45 1600-1400	0:26.45	1:32.74 (0:09.45)	1:23.28 [10] (0:11.43)	1:11.86 [10] (0:11.64)	1:00.22 [10] (0:11.71)	0:48.51 [10] (0:11.94)	0:36.56 [10] (0:11.81)	+8		
7	5	<b>ANGASTON</b> Dom Tourneur	6	64.7 1400-1200	0:09.02 1600-1400	0:25.84	1:33.33 (0:09.02)	1:24.31 [7] (0:11.41)	1:12.90 [7] (0:11.46)	1:01.44 [7] (0:11.88)	0:49.56 [7] (0:12.07)	0:37.49 [8] (0:11.98)	+6		
8	10	<b>TIARA JEWEL</b> Jessica Eaton	4	65.7 1200-1000	0:08.75 1600-1400	0:25.39	1:33.34 (0:08.75)	1:24.59 [2] (0:11.30)	1:13.28 [5] (0:11.31)	1:01.98 [2] (0:11.89)	0:50.09 [2] (0:12.05)	0:38.04 [1] (0:11.98)	+6		
9	3	<b>HYPERCANE</b> Nichola Yuen	3	64.7 1400-1200	0:08.96 1600-1400	0:25.75	1:33.91 (0:08.96)	1:24.95 [6] (0:11.35)	1:13.60 [6] (0:11.52)	1:02.08 [6] (0:11.82)	0:50.26 [6] (0:12.07)	0:38.19 [6] (0:11.91)	-1		
10	1	<b>SEEKING GLORY</b> Alana Livesey	2	65.1 1400-1200	0:08.82 1600-1400	0:25.46	1:34.29 (0:08.82)	1:25.47 [5] (0:11.22)	1:14.25 [4] (0:11.46)	1:02.79 [5] (0:11.84)	0:50.95 [5] (0:12.09)	0:38.86 [5] (0:12.15)	+5		

Scratched: I Need A Drink (#4)

- [ ] Position in running at each section and finish
- # Saddle cloth number
- :-:- No data available at this section
- Background shading for fastest section
- NA No data available



RACING SA

# Gawler SA

## Race 5: Supporting the McGrath Foundation Handicap - 1504m

06 January 2024 - 2:47PM



Track Rating: Soft 7, Weather: Raining, Rail Position: +2m 800m-400m, True Remainder

Section				L400	L200							
Field Times				0:24.65 (0:12.32)	0:12.33 (0:12.33)							
Position	#	Horse/Jockey	Barrier	Top Speed [km/h]	Fastest Section	First 400m			Margin			From Winner [m]
1	7	<b>SECOND TO NUN</b> Rochelle Milnes	1	65.2 1400-1200	0:08.82 1600-1400	0:25.38	0:24.53 [4] (0:12.20)	0:12.33 [1] (0:12.33)	1:31.89			
2	11	<b>PEACEMAKER</b> Teagan Voorham	5	64.5 1400-1200	0:09.30 1600-1400	0:26.14	0:24.74 [5] (0:12.14)	0:12.60 [4] (0:12.60)	1.8L			+0
3	8	<b>DAWNBURST</b> Jason Holder	11	65.2 1400-1200	0:09.31 1600-1400	0:26.13	0:24.97 [6] (0:12.06)	0:12.91 [3] (0:12.91)	3.7L			+6
4	6	<b>I'M KENNY</b> Kelsey Hannan	7	66.6 1400-1200	0:08.57 1600-1400	0:25.13	0:25.31 [1] (0:12.33)	0:12.98 [2] (0:12.98)	4.1L			-1
5	2	<b>HEIR OF TAVISTOCK</b> Jacob Opperman	10	66.3 1400-1200	0:08.80 1600-1400	0:25.25	0:25.41 [3] (0:12.34)	0:13.07 [5] (0:13.07)	5.1L			+1
6	9	<b>MORE SUGAR</b> Lachlan Neindorf	9	64.8 1400-1200	0:09.45 1600-1400	0:26.45	0:24.76 [10] (0:12.13)	0:12.63 [9] (0:12.63)	5.3L			+8
7	5	<b>ANGASTON</b> Dom Tourneur	6	64.7 1400-1200	0:09.02 1600-1400	0:25.84	0:25.51 [9] (0:12.24)	0:13.27 [7] (0:13.27)	8.9L			+6
8	10	<b>TIARA JEWEL</b> Jessica Eaton	4	65.7 1200-1000	0:08.75 1600-1400	0:25.39	0:26.06 [2] (0:12.51)	0:13.55 [6] (0:13.55)	9.0L			+6
9	3	<b>HYPERCANE</b> Nichola Yuen	3	64.7 1400-1200	0:08.96 1600-1400	0:25.75	0:26.28 [8] (0:12.46)	0:13.82 [8] (0:13.82)	12.6L			-1
10	1	<b>SEEKING GLORY</b> Alana Livesey	2	65.1 1400-1200	0:08.82 1600-1400	0:25.46	0:26.71 [7] (0:12.80)	0:13.91 [10] (0:13.91)	14.9L			+5

Scratched: I Need A Drink (#4)

- [ ] Position in running at each section and finish
- # Saddle cloth number
- :-:- No data available at this section
- Background shading for fastest section
- NA No data available

Horse/Jockey Name	SECOND TO NUN
Finish Rank	1
Fastest Section Time (Section)	0:08.82 (Overall)
Top Speed [km/h] (Section)	65.2 (L1400)
Race State	Finished



Gawler SA - Professional

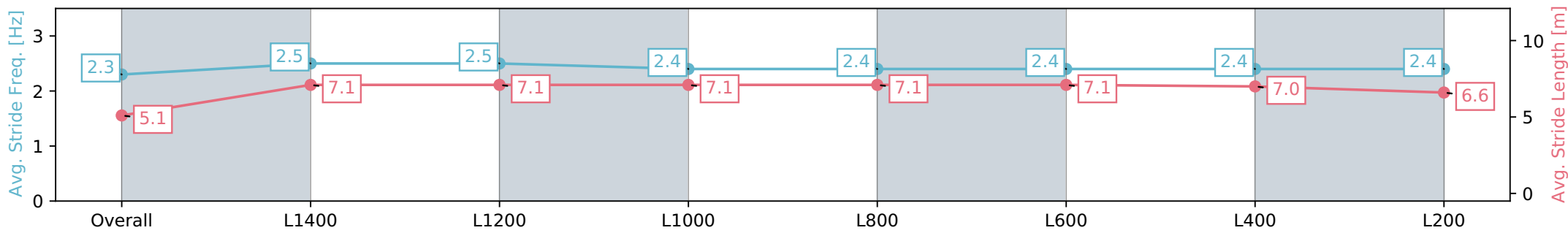
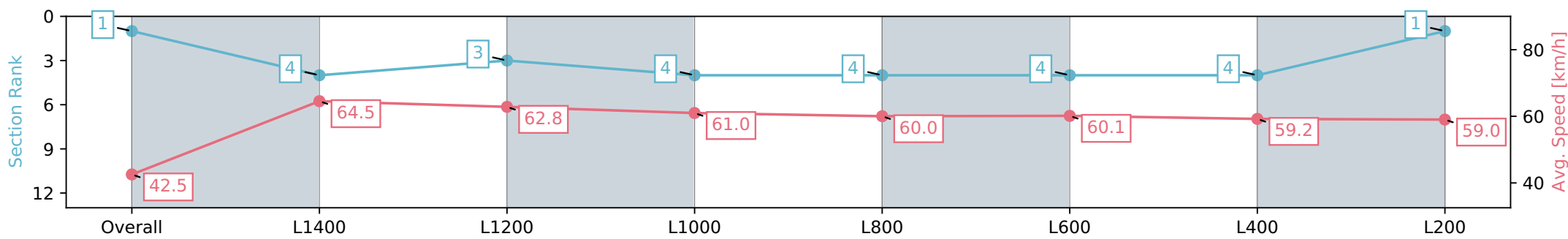
Race 5: Supporting the McGrath Foundation Handicap - 1504m

06 January 2024 - 2:47PM

Track Rating: Soft 7, Weather: Raining, Rail Position: +2m  
800m-400m, True Remainder



Section	Overall	L1400	L1200	L1000	L800	L600	L400	L200
Section Times	1:31.89 [1] (0:08.82)	1:23.07 [4] (0:11.16)	1:11.91 [3] (0:11.46)	1:00.45 [4] (0:11.85)	0:48.60 [4] (0:12.09)	0:36.51 [4] (0:11.98)	0:24.53 [4] (0:12.20)	0:12.33 [1] (0:12.33)
Average Speed [km/h]	42.5	64.5	62.8	61.0	60.0	60.1	59.2	59.0
Top Speed [km/h]	62.9	65.2	64.7	61.9	60.7	60.8	59.8	60.1
Avg. Dist. to Rail [m]	3.5	1.6	0.6	1.2	1.1	0.7	1.1	0.4
Avg. Stride Freq. [Hz]	2.3	2.5	2.5	2.4	2.4	2.4	2.4	2.4
Avg. Stride Length [m]	5.1	7.1	7.1	7.1	7.1	7.1	7.0	6.6



- [ ] Ranking at each section and finish
- :-:- No data available at this section
- NA No data available

Horse/Jockey Name	PEACEMAKER
Finish Rank	2
Fastest Section Time (Section)	0:09.30 (Overall)
Top Speed [km/h] (Section)	64.5 (L1400)
Race State	Finished



Gawler SA - Professional

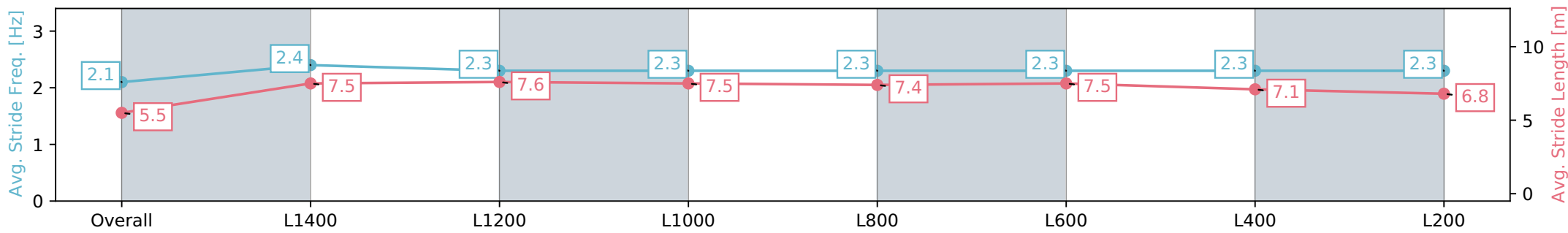
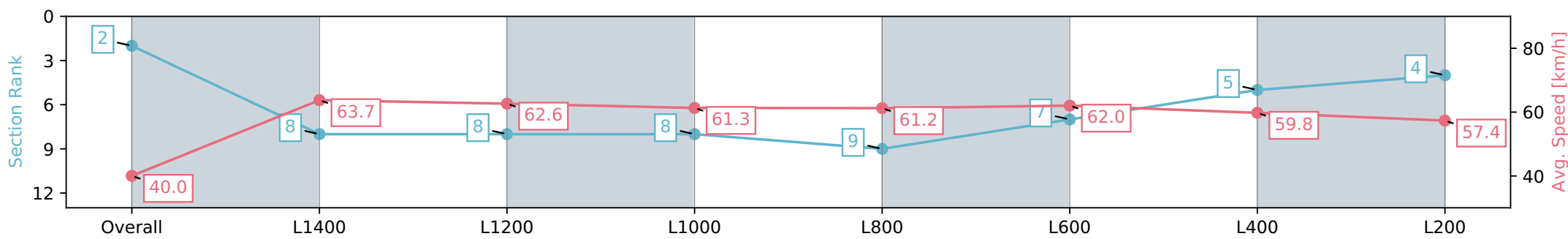
Race 5: Supporting the McGrath Foundation Handicap - 1504m

06 January 2024 - 2:47PM

Track Rating: Soft 7, Weather: Raining, Rail Position: +2m  
800m-400m, True Remainder



Section	Overall	L1400	L1200	L1000	L800	L600	L400	L200
Section Times	1:32.18 [2] (0:09.30)	1:22.88 [8] (0:11.33)	1:11.55 [8] (0:11.49)	1:00.06 [8] (0:11.84)	0:48.22 [9] (0:11.84)	0:36.38 [7] (0:11.64)	0:24.74 [5] (0:12.14)	0:12.60 [4] (0:12.60)
Average Speed [km/h]	40.0	63.7	62.6	61.3	61.2	62.0	59.8	57.4
Top Speed [km/h]	62.3	64.5	63.9	62.3	63.8	63.8	60.9	59.3
Avg. Dist. to Rail [m]	7.0	1.6	0.8	2.3	1.0	0.6	3.8	4.4
Avg. Stride Freq. [Hz]	2.1	2.4	2.3	2.3	2.3	2.3	2.3	2.3
Avg. Stride Length [m]	5.5	7.5	7.6	7.5	7.4	7.5	7.1	6.8



Report Created: Sat 06 January 2024 15:41:35 GMT+11 (Note: Timing is based on positional data)

- [ ] Ranking at each section and finish
- :-:- No data available at this section
- NA No data available

Horse/Jockey Name	DAWNBURST
Finish Rank	3
Fastest Section Time (Section)	0:09.31 (Overall)
Top Speed [km/h] (Section)	65.2 (L1400)
Race State	Finished



Gawler SA - Professional

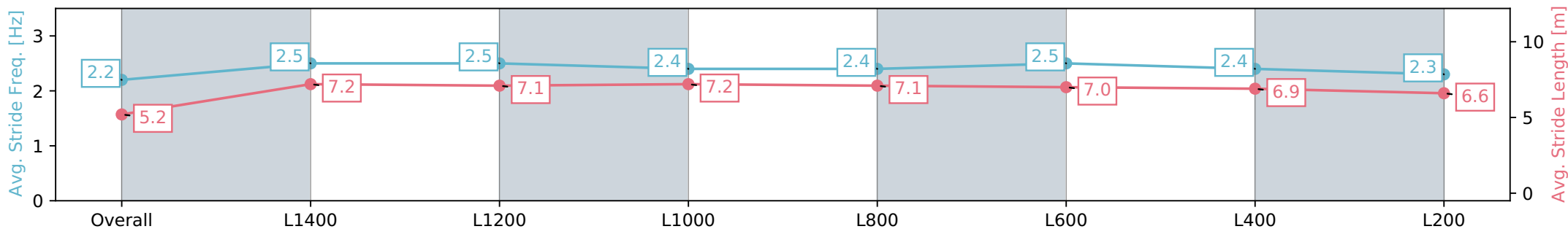
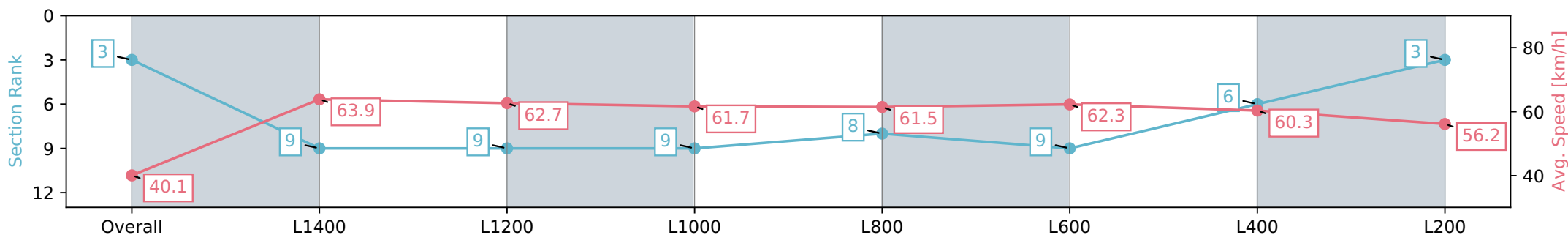
Race 5: Supporting the McGrath Foundation Handicap - 1504m

06 January 2024 - 2:47PM

Track Rating: Soft 7, Weather: Raining, Rail Position: +2m  
800m-400m, True Remainder



Section	Overall	L1400	L1200	L1000	L800	L600	L400	L200
Section Times	1:32.49 [3] (0:09.31)	1:23.18 [9] (0:11.36)	1:11.82 [9] (0:11.48)	1:00.34 [9] (0:11.79)	0:48.55 [8] (0:11.94)	0:36.61 [9] (0:11.64)	0:24.97 [6] (0:12.06)	0:12.91 [3] (0:12.91)
Average Speed [km/h]	40.1	63.9	62.7	61.7	61.5	62.3	60.3	56.2
Top Speed [km/h]	59.3	65.2	63.8	62.1	63.6	63.8	63.0	58.8
Avg. Dist. to Rail [m]	10.7	3.0	2.0	3.2	2.7	2.3	4.1	5.2
Avg. Stride Freq. [Hz]	2.2	2.5	2.5	2.4	2.4	2.5	2.4	2.3
Avg. Stride Length [m]	5.2	7.2	7.1	7.2	7.1	7.0	6.9	6.6



- [ ] Ranking at each section and finish
- :-:- No data available at this section
- NA No data available

Horse/Jockey Name	I'M KENNY
Finish Rank	4
Fastest Section Time (Section)	0:08.57 (Overall)
Top Speed [km/h] (Section)	66.6 (L1400)
Race State	Finished



Gawler SA - Professional

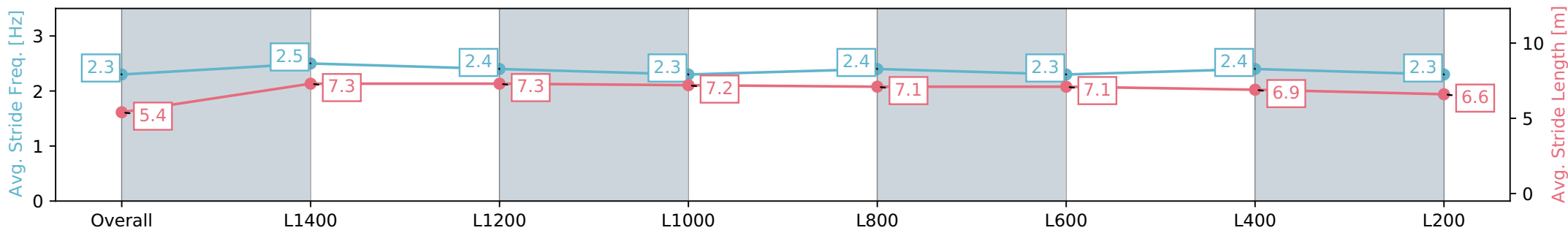
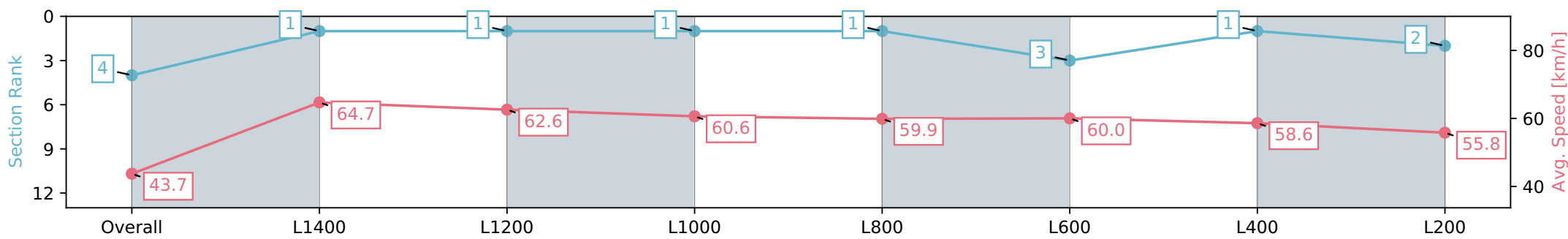
Race 5: Supporting the McGrath Foundation Handicap - 1504m

06 January 2024 - 2:47PM

Track Rating: Soft 7, Weather: Raining, Rail Position: +2m  
800m-400m, True Remainder



Section	Overall	L1400	L1200	L1000	L800	L600	L400	L200
Section Times	1:32.55 [4] (0:08.57)	1:23.97 [1] (0:11.19)	1:12.78 [1] (0:11.51)	1:01.27 [1] (0:11.95)	0:49.32 [1] (0:12.09)	0:37.23 [3] (0:11.92)	0:25.31 [1] (0:12.33)	0:12.98 [2] (0:12.98)
Average Speed [km/h]	43.7	64.7	62.6	60.6	59.9	60.0	58.6	55.8
Top Speed [km/h]	63.1	66.6	65.7	62.0	61.4	61.3	60.5	57.7
Avg. Dist. to Rail [m]	10.2	4.7	2.2	2.4	1.0	1.2	1.3	2.3
Avg. Stride Freq. [Hz]	2.3	2.5	2.4	2.3	2.4	2.3	2.4	2.3
Avg. Stride Length [m]	5.4	7.3	7.3	7.2	7.1	7.1	6.9	6.6



Report Created: Sat 06 January 2024 15:41:42 GMT+11 (Note: Timing is based on positional data)

- [ ] Ranking at each section and finish
- :-:- No data available at this section
- NA No data available

Horse/Jockey Name	HEIR OF TAVISTOCK
Finish Rank	5
Fastest Section Time (Section)	0:08.80 (Overall)
Top Speed [km/h] (Section)	66.3 (L1400)
Race State	Finished



Gawler SA - Professional

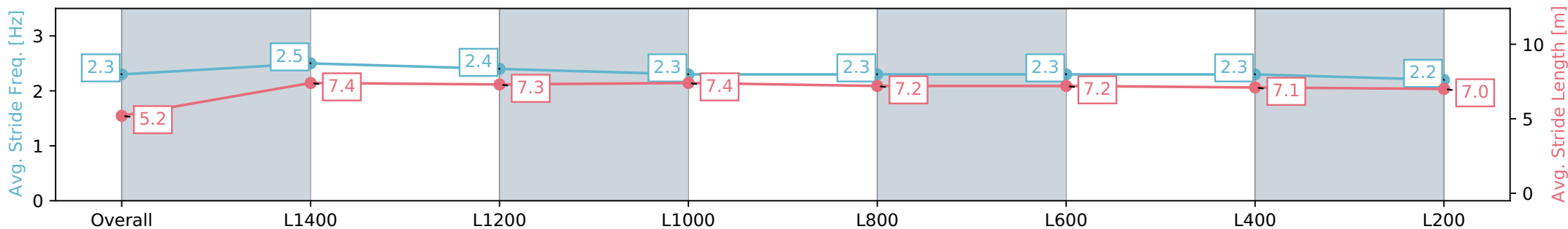
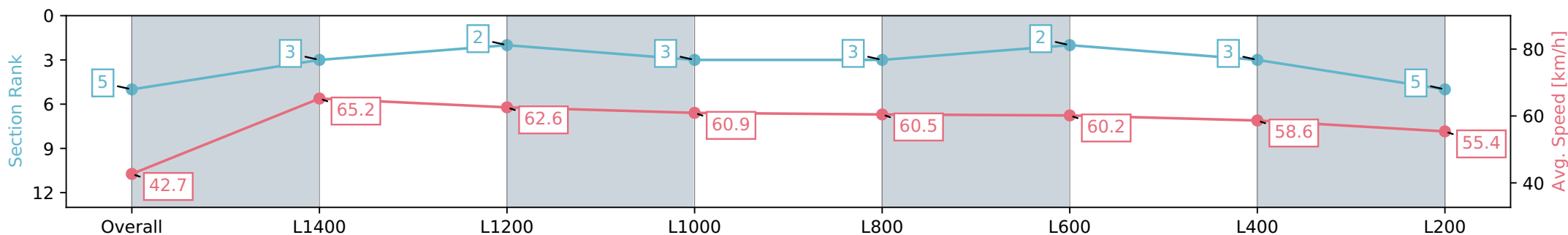
Race 5: Supporting the McGrath Foundation Handicap - 1504m

06 January 2024 - 2:47PM

Track Rating: Soft 7, Weather: Raining, Rail Position: +2m  
800m-400m, True Remainder



Section	Overall	L1400	L1200	L1000	L800	L600	L400	L200
Section Times	1:32.71 [5] (0:08.80)	1:23.91 [3] (0:11.09)	1:12.82 [2] (0:11.49)	1:01.33 [3] (0:11.91)	0:49.42 [3] (0:12.02)	0:37.40 [2] (0:11.99)	0:25.41 [3] (0:12.34)	0:13.07 [5] (0:13.07)
Average Speed [km/h]	42.7	65.2	62.6	60.9	60.5	60.2	58.6	55.4
Top Speed [km/h]	63.9	66.3	65.1	61.6	61.4	61.2	60.2	57.5
Avg. Dist. to Rail [m]	11.2	4.1	1.5	2.2	1.4	0.5	1.9	2.4
Avg. Stride Freq. [Hz]	2.3	2.5	2.4	2.3	2.3	2.3	2.3	2.2
Avg. Stride Length [m]	5.2	7.4	7.3	7.4	7.2	7.2	7.1	7.0



- [ ] Ranking at each section and finish
- :-:- No data available at this section
- NA No data available

Horse/Jockey Name	MORE SUGAR
Finish Rank	6
Fastest Section Time (Section)	0:09.45 (Overall)
Top Speed [km/h] (Section)	64.8 (L1400)
Race State	Finished



Gawler SA - Professional

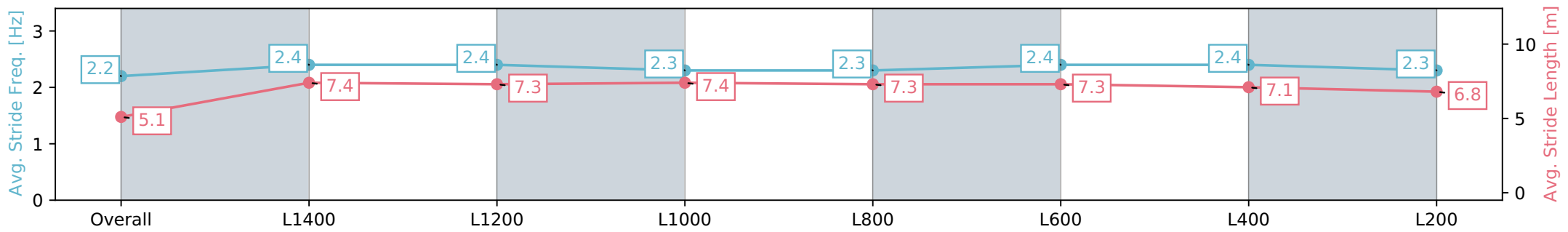
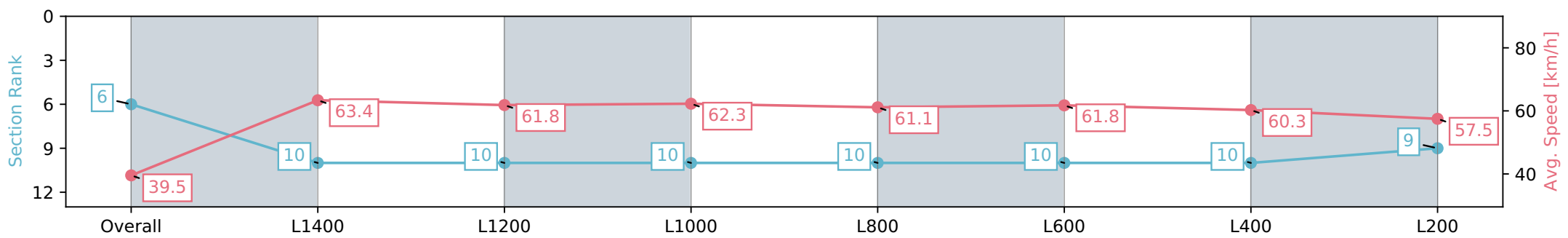
Race 5: Supporting the McGrath Foundation Handicap - 1504m

06 January 2024 - 2:47PM

Track Rating: Soft 7, Weather: Raining, Rail Position: +2m  
800m-400m, True Remainder



Section	Overall	L1400	L1200	L1000	L800	L600	L400	L200
Section Times	1:32.74 [6] (0:09.45)	1:23.28 [10] (0:11.43)	1:11.86 [10] (0:11.64)	1:00.22 [10] (0:11.71)	0:48.51 [10] (0:11.94)	0:36.56 [10] (0:11.81)	0:24.76 [10] (0:12.13)	0:12.63 [9] (0:12.63)
Average Speed [km/h]	39.5	63.4	61.8	62.3	61.1	61.8	60.3	57.5
Top Speed [km/h]	61.0	64.8	64.3	63.4	62.8	63.2	61.4	59.4
Avg. Dist. to Rail [m]	10.5	3.4	3.0	4.1	2.5	2.9	7.4	7.4
Avg. Stride Freq. [Hz]	2.2	2.4	2.4	2.3	2.3	2.4	2.4	2.3
Avg. Stride Length [m]	5.1	7.4	7.3	7.4	7.3	7.3	7.1	6.8



Report Created: Sat 06 January 2024 15:41:49 GMT+11 (Note: Timing is based on positional data)

- [ ] Ranking at each section and finish
- :-:- No data available at this section
- NA No data available



Horse/Jockey Name	ANGASTON
Finish Rank	7
Fastest Section Time (Section)	0:09.02 (Overall)
Top Speed [km/h] (Section)	64.7 (L1400)
Race State	Finished



Gawler SA - Professional

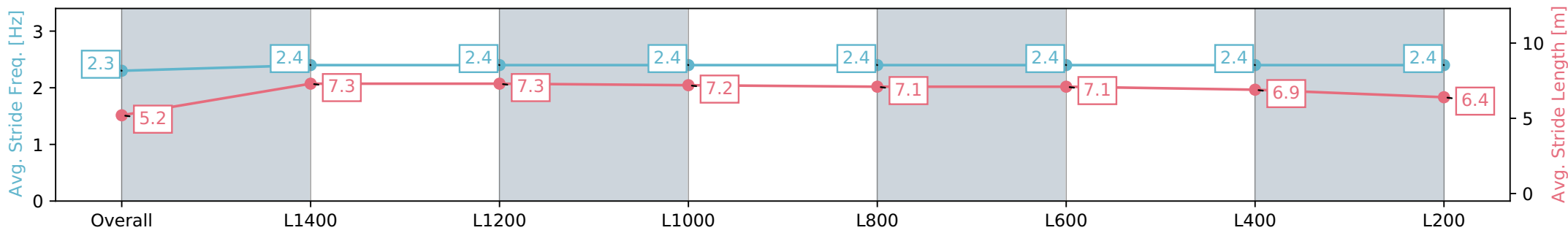
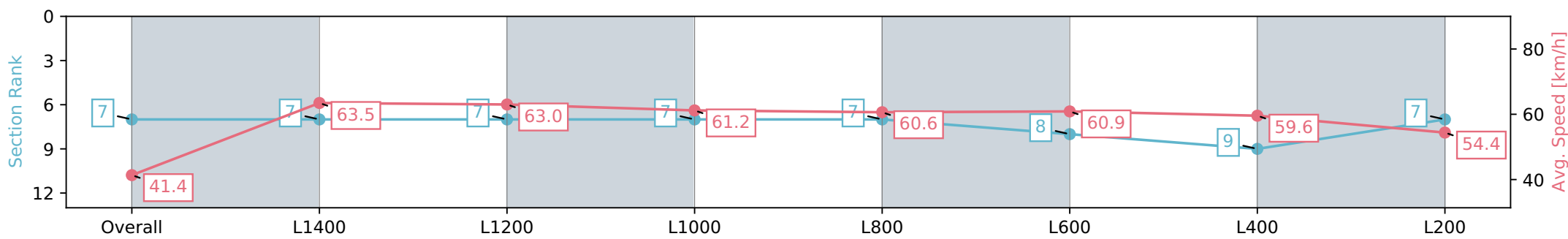
Race 5: Supporting the McGrath Foundation Handicap - 1504m

06 January 2024 - 2:47PM

Track Rating: Soft 7, Weather: Raining, Rail Position: +2m  
800m-400m, True Remainder



Section	Overall	L1400	L1200	L1000	L800	L600	L400	L200
Section Times	1:33.33 [7] (0:09.02)	1:24.31 [7] (0:11.41)	1:12.90 [7] (0:11.46)	1:01.44 [7] (0:11.88)	0:49.56 [7] (0:12.07)	0:37.49 [8] (0:11.98)	0:25.51 [9] (0:12.24)	0:13.27 [7] (0:13.27)
Average Speed [km/h]	41.4	63.5	63.0	61.2	60.6	60.9	59.6	54.4
Top Speed [km/h]	60.1	64.7	63.9	62.0	63.0	63.8	60.3	57.7
Avg. Dist. to Rail [m]	8.2	3.1	2.7	3.7	2.6	2.8	6.2	7.3
Avg. Stride Freq. [Hz]	2.3	2.4	2.4	2.4	2.4	2.4	2.4	2.4
Avg. Stride Length [m]	5.2	7.3	7.3	7.2	7.1	7.1	6.9	6.4



Report Created: Sat 06 January 2024 15:41:53 GMT+11 (Note: Timing is based on positional data)

- [ ] Ranking at each section and finish
- :-:- No data available at this section
- NA No data available

Horse/Jockey Name	TIARA JEWEL
Finish Rank	8
Fastest Section Time (Section)	0:08.75 (Overall)
Top Speed [km/h] (Section)	65.7 (L1200)
Race State	Finished



Gawler SA - Professional

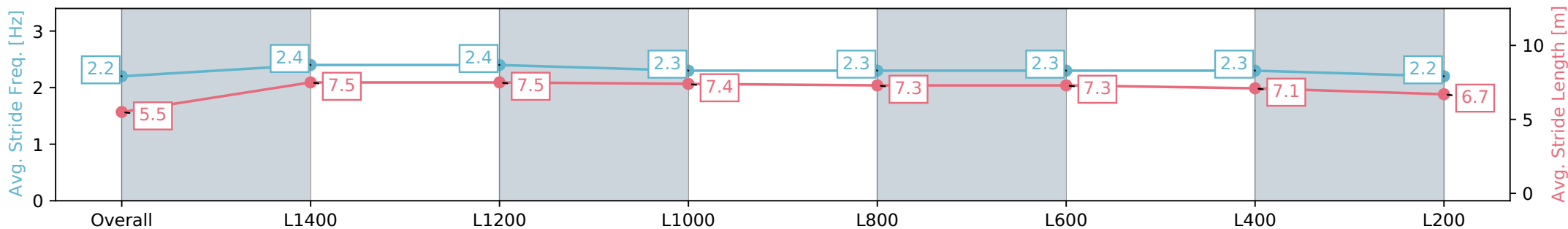
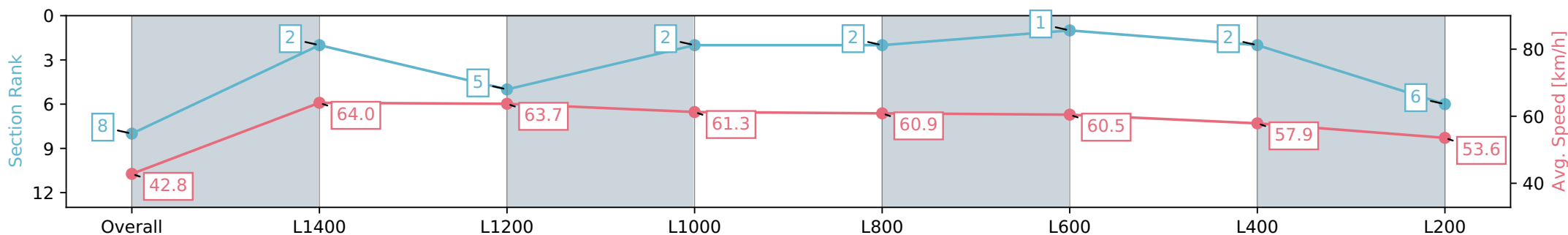
Race 5: Supporting the McGrath Foundation Handicap - 1504m

06 January 2024 - 2:47PM

Track Rating: Soft 7, Weather: Raining, Rail Position: +2m  
800m-400m, True Remainder



Section	Overall	L1400	L1200	L1000	L800	L600	L400	L200
Section Times	1:33.34 [8] (0:08.75)	1:24.59 [2] (0:11.30)	1:13.28 [5] (0:11.31)	1:01.98 [2] (0:11.89)	0:50.09 [2] (0:12.05)	0:38.04 [1] (0:11.98)	0:26.06 [2] (0:12.51)	0:13.55 [6] (0:13.55)
Average Speed [km/h]	42.8	64.0	63.7	61.3	60.9	60.5	57.9	53.6
Top Speed [km/h]	63.0	65.1	65.7	61.7	61.5	60.8	59.9	55.3
Avg. Dist. to Rail [m]	7.0	3.3	3.2	3.8	2.7	1.2	3.0	4.8
Avg. Stride Freq. [Hz]	2.2	2.4	2.4	2.3	2.3	2.3	2.3	2.2
Avg. Stride Length [m]	5.5	7.5	7.5	7.4	7.3	7.3	7.1	6.7



Report Created: Sat 06 January 2024 15:41:56 GMT+11 (Note: Timing is based on positional data)

- [ ] Ranking at each section and finish
- :-:- No data available at this section
- NA No data available

Horse/Jockey Name	HYPERCANE
Finish Rank	9
Fastest Section Time (Section)	0:08.96 (Overall)
Top Speed [km/h] (Section)	64.7 (L1400)
Race State	Finished



Gawler SA - Professional

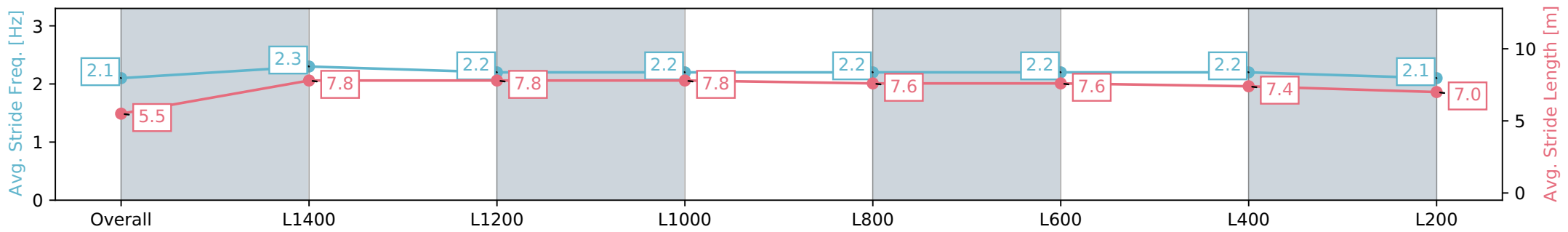
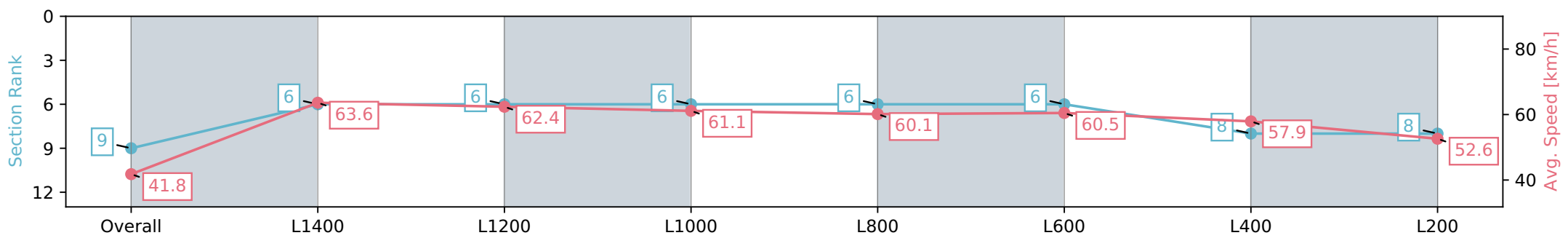
Race 5: Supporting the McGrath Foundation Handicap - 1504m

06 January 2024 - 2:47PM

Track Rating: Soft 7, Weather: Raining, Rail Position: +2m  
800m-400m, True Remainder



Section	Overall	L1400	L1200	L1000	L800	L600	L400	L200
Section Times	1:33.91 [9] (0:08.96)	1:24.95 [6] (0:11.35)	1:13.60 [6] (0:11.52)	1:02.08 [6] (0:11.82)	0:50.26 [6] (0:12.07)	0:38.19 [6] (0:11.91)	0:26.28 [8] (0:12.46)	0:13.82 [8] (0:13.82)
Average Speed [km/h]	41.8	63.6	62.4	61.1	60.1	60.5	57.9	52.6
Top Speed [km/h]	61.0	64.7	64.4	62.1	61.1	61.2	59.3	55.4
Avg. Dist. to Rail [m]	6.2	1.9	0.7	1.3	1.0	0.4	1.7	1.6
Avg. Stride Freq. [Hz]	2.1	2.3	2.2	2.2	2.2	2.2	2.2	2.1
Avg. Stride Length [m]	5.5	7.8	7.8	7.8	7.8	7.6	7.4	7.0



- [ ] Ranking at each section and finish
- :-:- No data available at this section
- NA No data available

Horse/Jockey Name	SEEKING GLORY
Finish Rank	10
Fastest Section Time (Section)	0:08.82 (Overall)
Top Speed [km/h] (Section)	65.1 (L1400)
Race State	Finished



Gawler SA - Professional

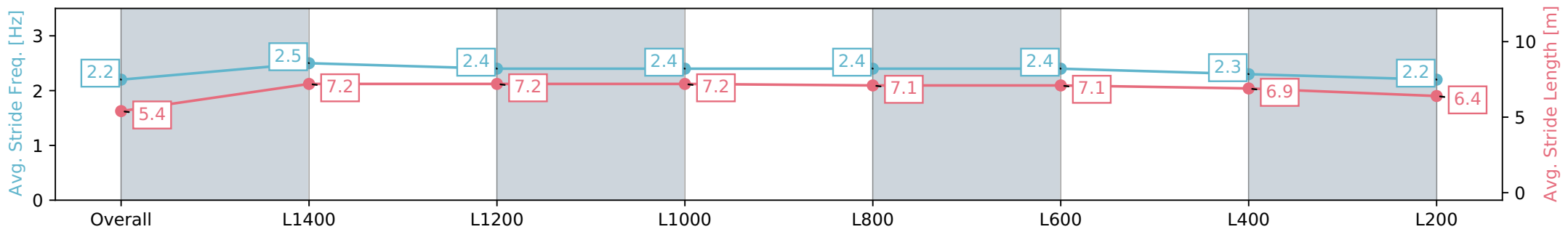
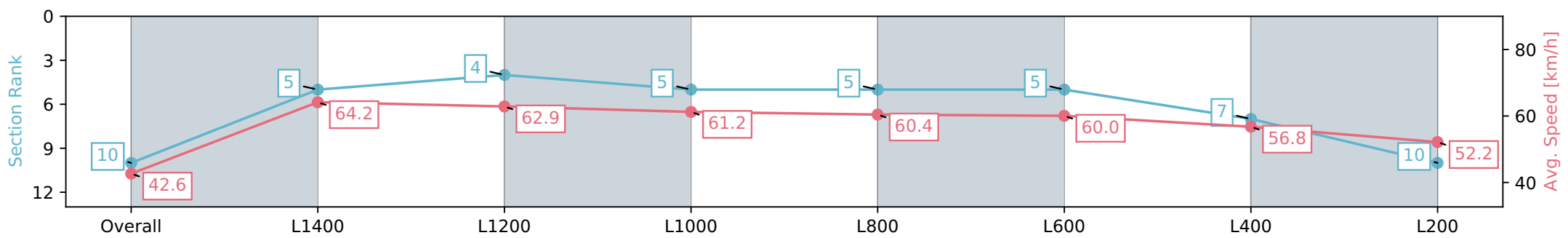
Race 5: Supporting the McGrath Foundation Handicap - 1504m

06 January 2024 - 2:47PM

Track Rating: Soft 7, Weather: Raining, Rail Position: +2m  
800m-400m, True Remainder



Section	Overall	L1400	L1200	L1000	L800	L600	L400	L200
Section Times	1:34.28 [10] (0:08.82)	1:25.47 [5] (0:11.22)	1:14.25 [4] (0:11.46)	1:02.79 [5] (0:11.84)	0:50.95 [5] (0:12.09)	0:38.86 [5] (0:12.15)	0:26.71 [7] (0:12.80)	0:13.91 [10] (0:13.91)
Average Speed [km/h]	42.6	64.2	62.9	61.2	60.4	60.0	56.8	52.2
Top Speed [km/h]	63.1	65.1	64.5	61.9	61.0	60.9	59.0	53.9
Avg. Dist. to Rail [m]	4.4	1.9	1.4	1.9	2.5	2.6	4.8	7.3
Avg. Stride Freq. [Hz]	2.2	2.5	2.4	2.4	2.4	2.4	2.3	2.2
Avg. Stride Length [m]	5.4	7.2	7.2	7.2	7.1	7.1	6.9	6.4



Report Created: Sat 06 January 2024 15:42:03 GMT+11 (Note: Timing is based on positional data)

- [ ] Ranking at each section and finish
- :-:- No data available at this section
- NA No data available