



RACING SA

Gawler SA

Race 1: Kingsford Hotel Handicap - 1504m

06 January 2024 - 12:27PM



Track Rating: Soft 5, Weather: Raining, Rail Position: +2m 800m-400m, True Remainder

Section								Overall	L1400	L1200	L1000	L800	L600		
Field Times								1:31.17 (0:08.72)	1:22.45 (0:10.98)	1:11.47 (0:11.45)	1:00.02 (0:11.76)	0:48.26 (0:12.07)	0:36.19 (0:11.51)		
Position	#	Horse/Jockey	Barrier	Top Speed [km/h]	Fastest Section	First 400m								From Winner [m]	
1	7	FRANCE'S BOY Margaret Collett	6	67.9 1400-1200	0:08.93 1600-1400	0:25.05	1:31.17 (0:08.93)	1:22.24 [4] (0:10.77)	1:11.47 [1] (0:11.45)	1:00.02 [1] (0:11.76)	0:48.26 [1] (0:12.07)	0:36.19 [1] (0:11.51)			
2	3	AITCH D'AMICO Alana Livesey	7	65.3 1400-1200	0:08.72 1600-1400	0:25.33	1:31.31 (0:08.72)	1:22.59 [1] (0:11.23)	1:11.36 [3] (0:11.28)	1:00.07 [2] (0:11.78)	0:48.28 [2] (0:12.14)	0:36.15 [2] (0:11.68)	+6		
3	6	BONNIE GANGSTER Kayla Crowther	5	70.2 1400-1200	0:09.37 1600-1400	0:25.76	1:31.49 (0:09.37)	1:22.12 [7] (0:10.99)	1:11.13 [7] (0:11.49)	0:59.64 [7] (0:11.71)	0:47.93 [7] (0:12.11)	0:35.82 [7] (0:11.64)	+11		
4	1	TURBEAU Jake Toeroek	3	66.3 1400-1200	0:08.98 1600-1400	0:25.45	1:31.90 (0:08.98)	1:22.92 [6] (0:11.10)	1:11.82 [6] (0:11.37)	1:00.45 [5] (0:11.82)	0:48.63 [4] (0:12.10)	0:36.53 [4] (0:11.80)	+6		
5	4	MIDNIGHT BRAWLER Alice Lindsay	2	66.8 1400-1200	0:08.81 1600-1400	0:25.17	1:32.24 (0:08.81)	1:23.43 [2] (0:10.97)	1:12.46 [2] (0:11.49)	1:00.97 [3] (0:11.83)	0:49.14 [3] (0:12.20)	0:36.94 [3] (0:11.86)	+1		
6	2	MAGNETIC EDGE Jacob Opperman	4	66.7 1400-1200	0:08.86 1600-1400	0:25.50	1:32.64 (0:08.86)	1:23.78 [3] (0:11.20)	1:12.57 [5] (0:11.48)	1:01.10 [6] (0:11.77)	0:49.33 [6] (0:12.17)	0:37.16 [6] (0:11.99)	+9		
7	5	EXCELMAN Sairyn Fawke	1	66.0 1400-1200	0:08.93 1600-1400	0:25.39	1:32.66 (0:08.93)	1:23.73 [5] (0:11.05)	1:12.68 [4] (0:11.46)	1:01.22 [4] (0:11.86)	0:49.36 [5] (0:12.12)	0:37.24 [5] (0:11.84)	+2		

- [] Position in running at each section and finish
- # Saddle cloth number
- :-:- No data available at this section
- █ Background shading for fastest section
- NA No data available



RACING SA

Gawler SA

Race 1: Kingsford Hotel Handicap - 1504m

06 January 2024 - 12:27PM



Track Rating: Soft 5, Weather: Raining, Rail Position: +2m 800m-400m, True Remainder

Section

Field Times

L400

0:24.68

(0:11.91)

L200

0:12.77

(0:12.77)

Position	#	Horse/Jockey	Barrier	Top Speed [km/h]	Fastest Section	First 400m	L400	L200	Margin	From Winner [m]
1	7	FRANCE'S BOY Margaret Collett	6	67.9 1400-1200	0:08.93 1600-1400	0:25.05	0:24.68 [1] (0:11.90)	0:12.78 [1] (0:12.78)	1:31.17	
2	3	AITCH D'AMICO Alana Livesey	7	65.3 1400-1200	0:08.72 1600-1400	0:25.33	0:24.47 [2] (0:11.91)	0:12.56 [2] (0:12.56)	0.8L	+6
3	6	BONNIE GANGSTER Kayla Crowther	5	70.2 1400-1200	0:09.37 1600-1400	0:25.76	0:24.18 [6] (0:11.66)	0:12.52 [3] (0:12.52)	2.0L	+11
4	1	TURBEAU Jake Toeroek	3	66.3 1400-1200	0:08.98 1600-1400	0:25.45	0:24.73 [4] (0:12.02)	0:12.71 [4] (0:12.71)	4.5L	+6
5	4	MIDNIGHT BRAWLER Alice Lindsay	2	66.8 1400-1200	0:08.81 1600-1400	0:25.17	0:25.08 [3] (0:12.14)	0:12.94 [5] (0:12.94)	6.6L	+1
6	2	MAGNETIC EDGE Jacob Opperman	4	66.7 1400-1200	0:08.86 1600-1400	0:25.50	0:25.17 [7] (0:12.24)	0:12.93 [7] (0:12.93)	9.1L	+9
7	5	EXCELMAN Sairyn Fawke	1	66.0 1400-1200	0:08.93 1600-1400	0:25.39	0:25.40 [5] (0:12.25)	0:13.15 [6] (0:13.15)	9.3L	+2

- [] Position in running at each section and finish
- # Saddle cloth number
- :-:- No data available at this section
- █ Background shading for fastest section
- NA No data available

Horse/Jockey Name	FRANCE'S BOY
Finish Rank	1
Fastest Section Time (Section)	0:08.93 (Overall)
Top Speed [km/h] (Section)	67.9 (L1400)
Race State	Finished



Gawler SA - Professional

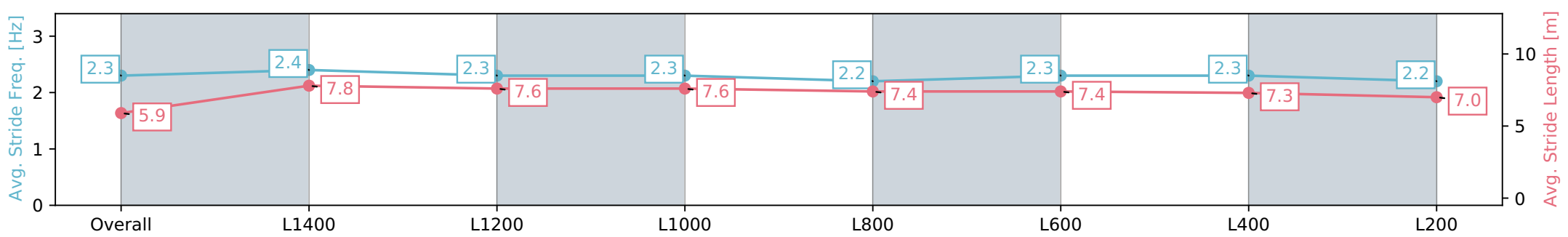
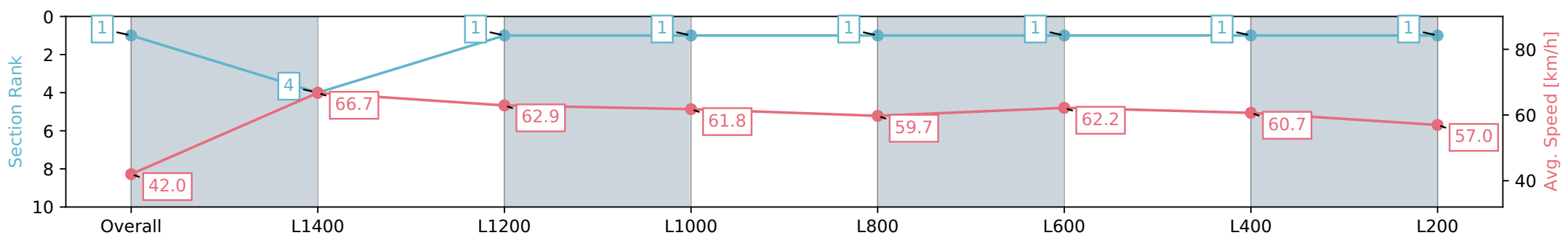
Race 1: Kingsford Hotel Handicap - 1504m

06 January 2024 - 12:27PM

Track Rating: Soft 5, Weather: Raining, Rail Position: +2m
800m-400m, True Remainder



Section	Overall	L1400	L1200	L1000	L800	L600	L400	L200
Section Times	1:31.17 [1] (0:08.93)	1:22.24 [4] (0:10.77)	1:11.47 [1] (0:11.45)	1:00.02 [1] (0:11.76)	0:48.26 [1] (0:12.07)	0:36.19 [1] (0:11.51)	0:24.68 [1] (0:11.90)	0:12.78 [1] (0:12.78)
Average Speed [km/h]	42.0	66.7	62.9	61.8	59.7	62.2	60.7	57.0
Top Speed [km/h]	65.6	67.9	66.5	62.5	61.2	63.2	62.3	59.2
Avg. Dist. to Rail [m]	7.3	1.2	0.9	1.8	0.6	0.9	0.4	0.7
Avg. Stride Freq. [Hz]	2.3	2.4	2.3	2.3	2.2	2.3	2.3	2.2
Avg. Stride Length [m]	5.9	7.8	7.6	7.6	7.4	7.4	7.3	7.0



Report Created: Sat 06 January 2024 14:03:09 GMT+11 (Note: Timing is based on positional data)

- [] Ranking at each section and finish
- :-:- No data available at this section
- NA No data available

Horse/Jockey Name	AITCH D'AMICO
Finish Rank	2
Fastest Section Time (Section)	0:08.72 (Overall)
Top Speed [km/h] (Section)	65.3 (L1400)
Race State	Finished



Gawler SA - Professional

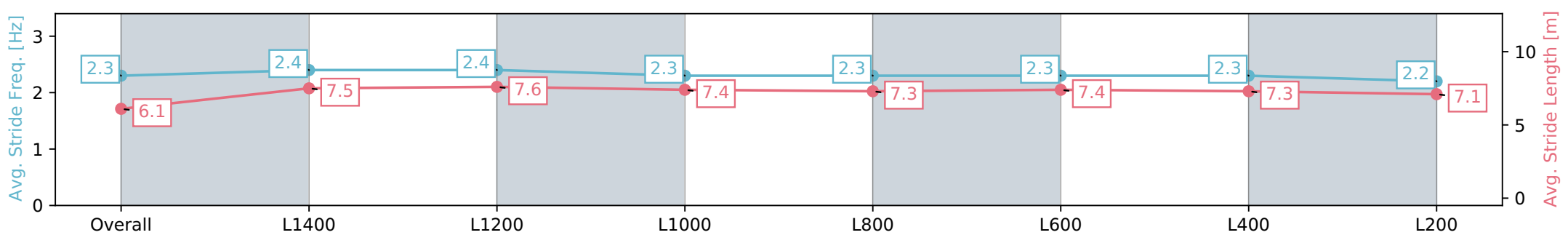
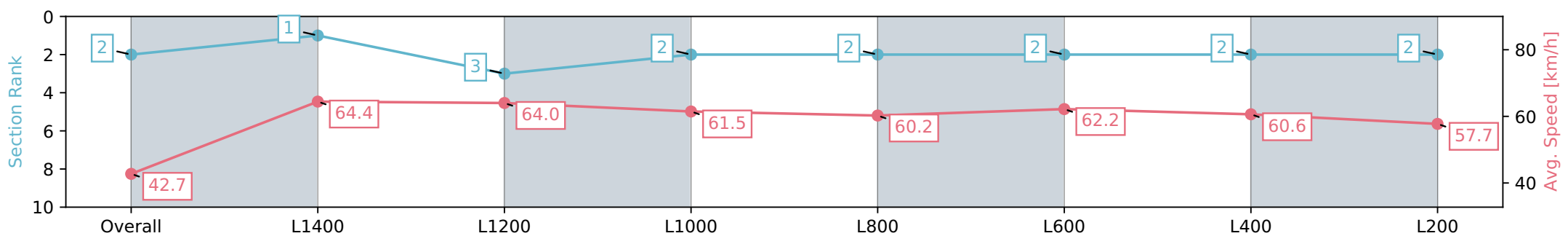
Race 1: Kingsford Hotel Handicap - 1504m

06 January 2024 - 12:27PM

Track Rating: Soft 5, Weather: Raining, Rail Position: +2m
800m-400m, True Remainder



Section	Overall	L1400	L1200	L1000	L800	L600	L400	L200
Section Times	1:31.31 [2] (0:08.72)	1:22.59 [1] (0:11.23)	1:11.36 [3] (0:11.28)	1:00.07 [2] (0:11.78)	0:48.28 [2] (0:12.14)	0:36.15 [2] (0:11.68)	0:24.47 [2] (0:11.91)	0:12.56 [2] (0:12.56)
Average Speed [km/h]	42.7	64.4	64.0	61.5	60.2	62.2	60.6	57.7
Top Speed [km/h]	61.8	65.3	65.0	62.4	61.5	62.5	61.8	59.0
Avg. Dist. to Rail [m]	11.1	4.4	3.1	2.8	2.3	1.4	1.5	0.9
Avg. Stride Freq. [Hz]	2.3	2.4	2.4	2.3	2.3	2.3	2.3	2.2
Avg. Stride Length [m]	6.1	7.5	7.6	7.4	7.3	7.4	7.3	7.1



Report Created: Sat 06 January 2024 14:03:12 GMT+11 (Note: Timing is based on positional data)

- [] Ranking at each section and finish
- :-:- No data available at this section
- NA No data available

Horse/Jockey Name	BONNIE GANGSTER
Finish Rank	3
Fastest Section Time (Section)	0:09.37 (Overall)
Top Speed [km/h] (Section)	70.2 (L1400)
Race State	Finished



Gawler SA - Professional

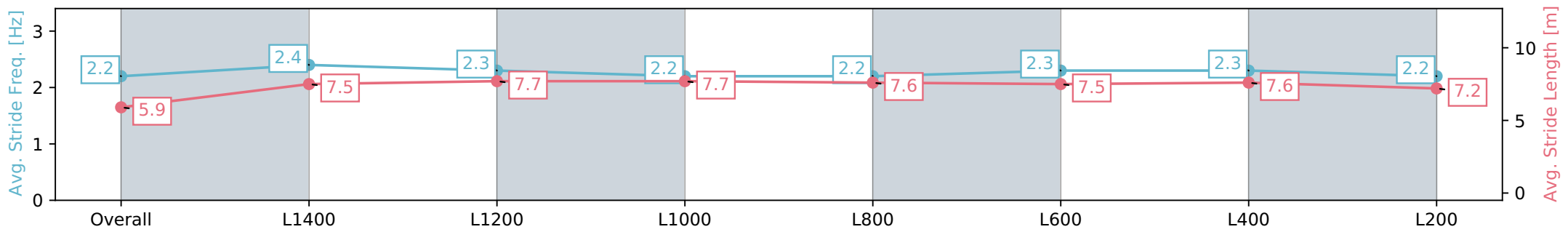
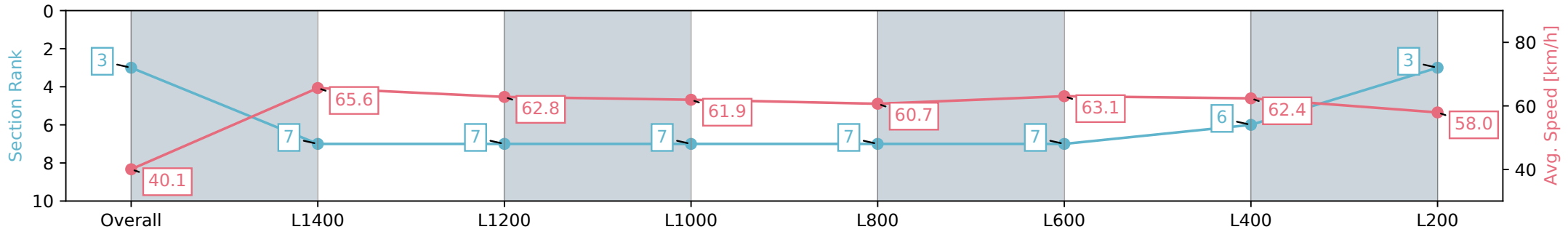
Race 1: Kingsford Hotel Handicap - 1504m

06 January 2024 - 12:27PM

Track Rating: Soft 5, Weather: Raining, Rail Position: +2m
800m-400m, True Remainder



Section	Overall	L1400	L1200	L1000	L800	L600	L400	L200
Section Times	1:31.49 [3] (0:09.37)	1:22.12 [7] (0:10.99)	1:11.13 [7] (0:11.49)	0:59.64 [7] (0:11.71)	0:47.93 [7] (0:12.11)	0:35.82 [7] (0:11.64)	0:24.18 [6] (0:11.66)	0:12.52 [3] (0:12.52)
Average Speed [km/h]	40.1	65.6	62.8	61.9	60.7	63.1	62.4	58.0
Top Speed [km/h]	61.7	70.2	65.8	62.6	61.5	64.5	63.9	60.1
Avg. Dist. to Rail [m]	8.2	2.8	2.2	2.8	3.3	3.9	5.6	6.0
Avg. Stride Freq. [Hz]	2.2	2.4	2.3	2.2	2.2	2.3	2.3	2.2
Avg. Stride Length [m]	5.9	7.5	7.7	7.7	7.6	7.5	7.6	7.2



Report Created: Sat 06 January 2024 14:03:16 GMT+11 (Note: Timing is based on positional data)

- [] Ranking at each section and finish
- :-:- No data available at this section
- NA No data available

Horse/Jockey Name	TURBEAU
Finish Rank	4
Fastest Section Time (Section)	0:08.98 (Overall)
Top Speed [km/h] (Section)	66.3 (L1400)
Race State	Finished



Gawler SA - Professional

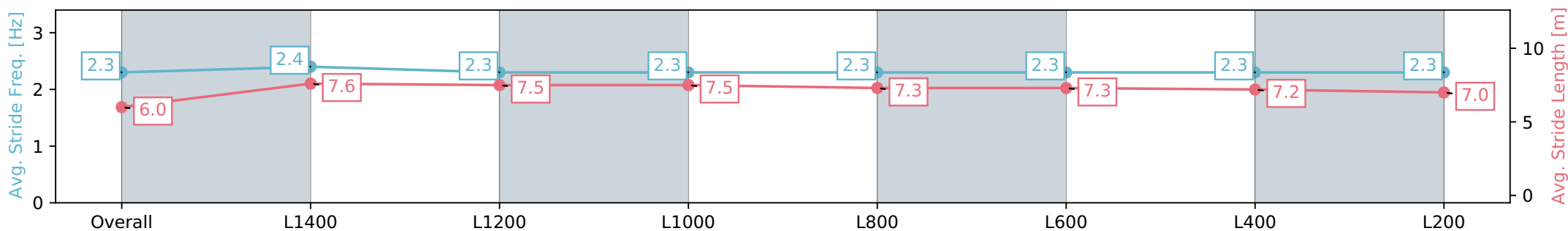
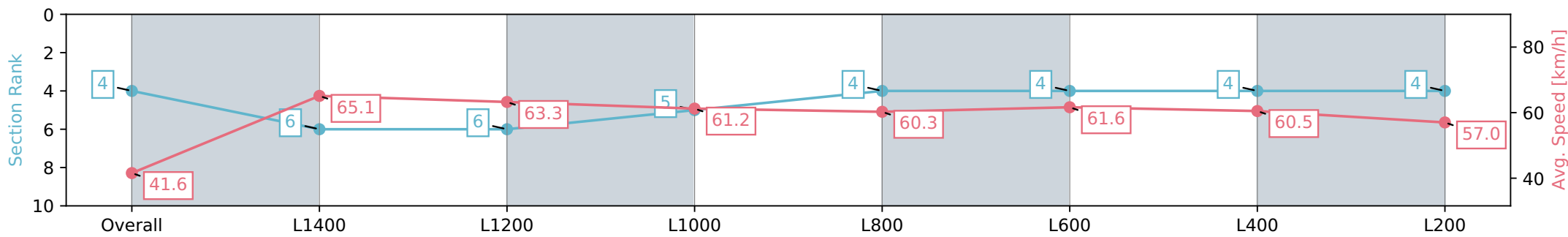
Race 1: Kingsford Hotel Handicap - 1504m

06 January 2024 - 12:27PM

Track Rating: Soft 5, Weather: Raining, Rail Position: +2m
800m-400m, True Remainder



Section	Overall	L1400	L1200	L1000	L800	L600	L400	L200
Section Times	1:31.90 [4] (0:08.98)	1:22.92 [6] (0:11.10)	1:11.82 [6] (0:11.37)	1:00.45 [5] (0:11.82)	0:48.63 [4] (0:12.10)	0:36.53 [4] (0:11.80)	0:24.73 [4] (0:12.02)	0:12.71 [4] (0:12.71)
Average Speed [km/h]	41.6	65.1	63.3	61.2	60.3	61.6	60.5	57.0
Top Speed [km/h]	62.6	66.3	65.2	62.0	61.6	62.3	62.1	58.0
Avg. Dist. to Rail [m]	7.2	2.1	1.0	2.0	2.0	2.1	3.6	4.5
Avg. Stride Freq. [Hz]	2.3	2.4	2.3	2.3	2.3	2.3	2.3	2.3
Avg. Stride Length [m]	6.0	7.6	7.5	7.5	7.3	7.3	7.2	7.0



Report Created: Sat 06 January 2024 14:03:19 GMT+11 (Note: Timing is based on positional data)

- [] Ranking at each section and finish
- :-:- No data available at this section
- NA No data available

Horse/Jockey Name	MIDNIGHT BRAWLER
Finish Rank	5
Fastest Section Time (Section)	0:08.81 (Overall)
Top Speed [km/h] (Section)	66.8 (L1400)
Race State	Finished



Gawler SA - Professional

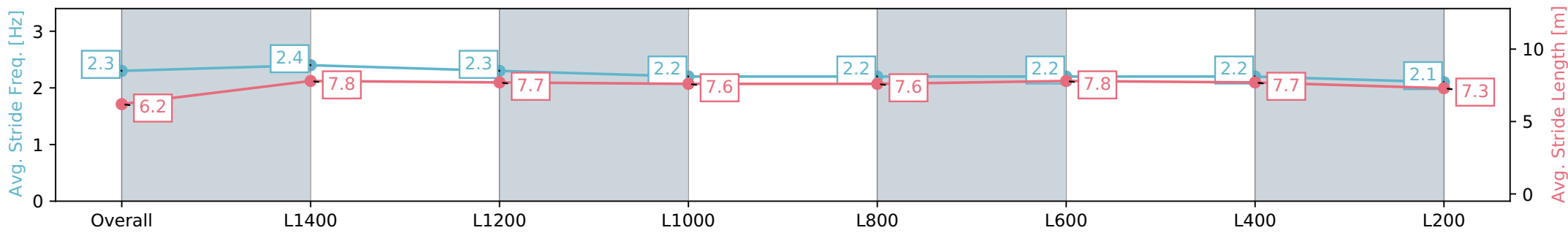
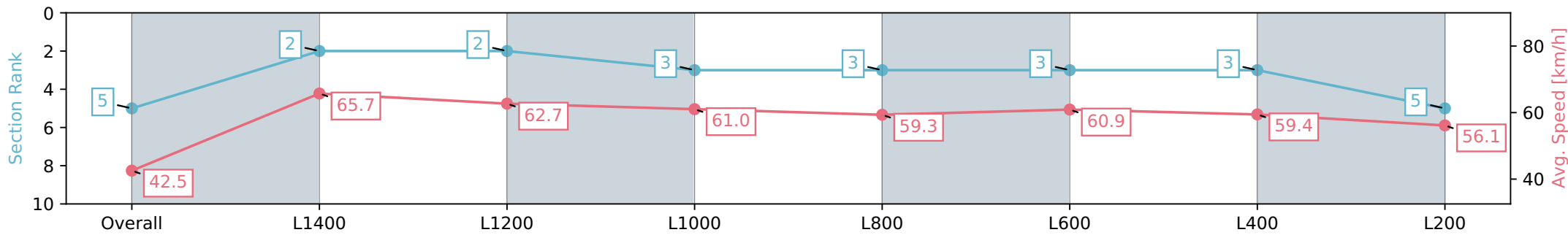
Race 1: Kingsford Hotel Handicap - 1504m

06 January 2024 - 12:27PM

Track Rating: Soft 5, Weather: Raining, Rail Position: +2m
800m-400m, True Remainder



Section	Overall	L1400	L1200	L1000	L800	L600	L400	L200
Section Times	1:32.24 [5] (0:08.81)	1:23.43 [2] (0:10.97)	1:12.46 [2] (0:11.49)	1:00.97 [3] (0:11.83)	0:49.14 [3] (0:12.20)	0:36.94 [3] (0:11.86)	0:25.08 [3] (0:12.14)	0:12.94 [5] (0:12.94)
Average Speed [km/h]	42.5	65.7	62.7	61.0	59.3	60.9	59.4	56.1
Top Speed [km/h]	64.0	66.8	65.1	64.0	60.5	61.5	60.7	57.7
Avg. Dist. to Rail [m]	6.6	1.5	0.7	1.2	1.0	0.5	1.2	1.1
Avg. Stride Freq. [Hz]	2.3	2.4	2.3	2.2	2.2	2.2	2.2	2.1
Avg. Stride Length [m]	6.2	7.8	7.7	7.6	7.6	7.8	7.7	7.3



Report Created: Sat 06 January 2024 14:03:23 GMT+11 (Note: Timing is based on positional data)

- [] Ranking at each section and finish
- :-:- No data available at this section
- NA No data available

Horse/Jockey Name	MAGNETIC EDGE
Finish Rank	6
Fastest Section Time (Section)	0:08.86 (Overall)
Top Speed [km/h] (Section)	66.7 (L1400)
Race State	Finished



Gawler SA - Professional

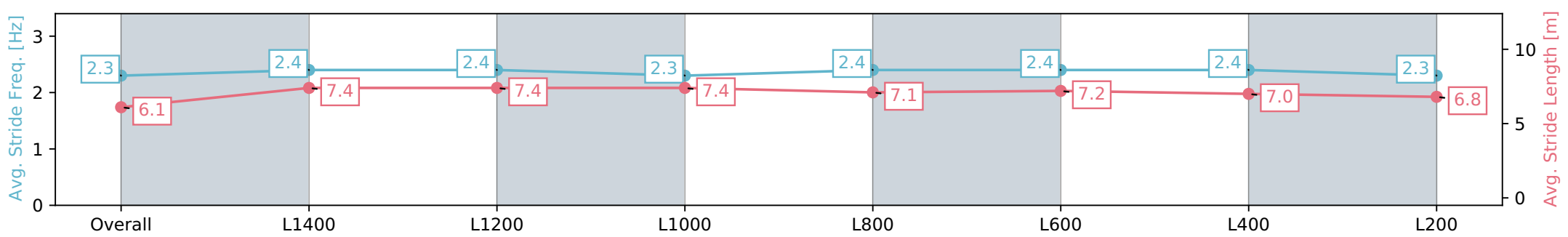
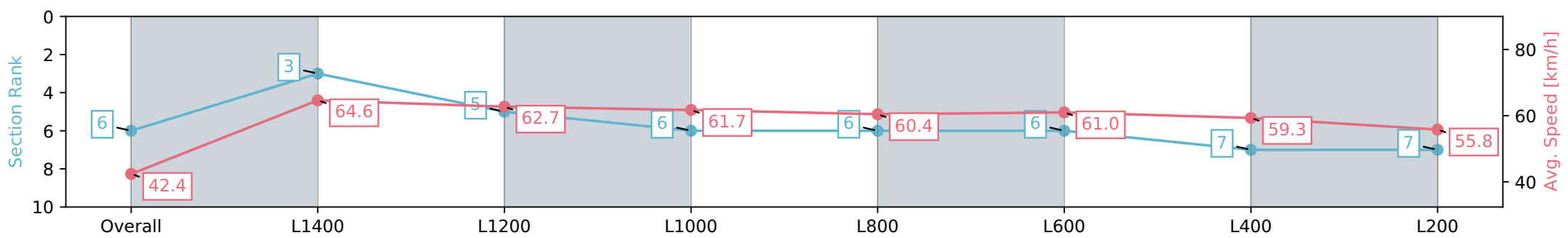
Race 1: Kingsford Hotel Handicap - 1504m

06 January 2024 - 12:27PM

Track Rating: Soft 5, Weather: Raining, Rail Position: +2m
800m-400m, True Remainder



Section	Overall	L1400	L1200	L1000	L800	L600	L400	L200
Section Times	1:32.64 [6] (0:08.86)	1:23.78 [3] (0:11.20)	1:12.57 [5] (0:11.48)	1:01.10 [6] (0:11.77)	0:49.33 [6] (0:12.17)	0:37.16 [6] (0:11.99)	0:25.17 [7] (0:12.24)	0:12.93 [7] (0:12.93)
Average Speed [km/h]	42.4	64.6	62.7	61.7	60.4	61.0	59.3	55.8
Top Speed [km/h]	64.1	66.7	64.3	62.3	61.2	61.4	61.2	57.3
Avg. Dist. to Rail [m]	9.0	3.4	2.3	3.0	3.4	2.7	3.7	3.8
Avg. Stride Freq. [Hz]	2.3	2.4	2.4	2.3	2.4	2.4	2.4	2.3
Avg. Stride Length [m]	6.1	7.4	7.4	7.4	7.1	7.2	7.0	6.8



Report Created: Sat 06 January 2024 14:03:26 GMT+11 (Note: Timing is based on positional data)

- [] Ranking at each section and finish
- :-:- No data available at this section
- NA No data available

Horse/Jockey Name	EXCELMAN
Finish Rank	7
Fastest Section Time (Section)	0:08.93 (Overall)
Top Speed [km/h] (Section)	66.0 (L1400)
Race State	Finished



Gawler SA - Professional

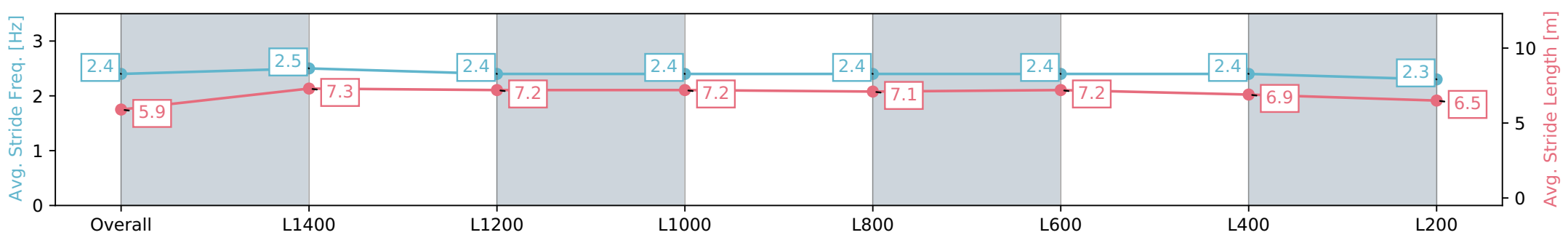
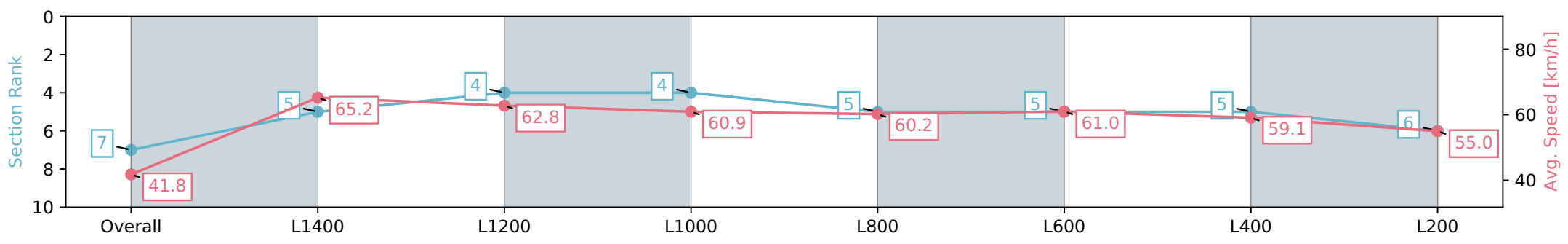
Race 1: Kingsford Hotel Handicap - 1504m

06 January 2024 - 12:27PM

Track Rating: Soft 5, Weather: Raining, Rail Position: +2m
800m-400m, True Remainder



Section	Overall	L1400	L1200	L1000	L800	L600	L400	L200
Section Times	1:32.66 [7] (0:08.93)	1:23.73 [5] (0:11.05)	1:12.68 [4] (0:11.46)	1:01.22 [4] (0:11.86)	0:49.36 [5] (0:12.12)	0:37.24 [5] (0:11.84)	0:25.40 [5] (0:12.25)	0:13.15 [6] (0:13.15)
Average Speed [km/h]	41.8	65.2	62.8	60.9	60.2	61.0	59.1	55.0
Top Speed [km/h]	62.5	66.0	65.2	61.7	61.6	61.8	60.1	57.4
Avg. Dist. to Rail [m]	4.6	0.8	0.3	1.1	1.7	1.3	2.5	3.1
Avg. Stride Freq. [Hz]	2.4	2.5	2.4	2.4	2.4	2.4	2.4	2.3
Avg. Stride Length [m]	5.9	7.3	7.2	7.2	7.1	7.2	6.9	6.5



Report Created: Sat 06 January 2024 14:03:31 GMT+11 (Note: Timing is based on positional data)

- [] Ranking at each section and finish
- :-:- No data available at this section
- NA No data available