



Balaklava-Professional-2025-12-03

Race 2: Clare Valley Toyota Three-Year-Old Maiden Plate - 1050m

03 December 2025 - 2:16PM

Track Rating: Good 4, Weather: Fine, Rail Position: +2m 1900m-1550m, +3m 1550m-950m,
True Remainder



Section Field Times							Overall	L1000	L800	L600	L400	L200		
							1:00.34 (0:04.97)	0:55.37 (0:10.92)	0:44.45 (0:10.93)	0:33.52 (0:11.01)	0:22.51 (0:10.90)	0:11.60 (0:11.60)		
Position	#	Horse/Jockey	Barrier	Top Speed [km/h]	Fastest Section	First 400m							Margin	Distance Travelled From Winner [m]
1	6	BREAKFAST	3	69.1	0:10.77	0:24.19	1:00.34	0:55.28 [2]	0:44.23 [2]	0:33.46 [2]	0:22.51 [1]	0:11.61 [1]	1:00.34	
		Teagan Voorham		1200-1000	800-600		(0:05.06)	(0:11.05)	(0:10.77)	(0:10.95)	(0:10.90)	(0:11.61)		
2	4	WINE SNOB	6	70.7	0:10.64	0:24.38	1:00.77	0:55.42 [4]	0:44.29 [3]	0:33.65 [4]	0:22.65 [4]	0:11.66 [4]	2.85L	+1
		Jake Toeroek		1000-800	800-600		(0:05.35)	(0:11.13)	(0:10.64)	(0:11.00)	(0:10.99)	(0:11.66)		
3	7	DIRTY OLD TOWN	9	68.2	0:10.81	0:24.62	1:00.86	0:55.34 [7]	0:44.26 [7]	0:33.38 [6]	0:22.38 [6]	0:11.57 [5]	3.49L	+3
		Taylor Johnstone		1200-1000	400-200		(0:05.52)	(0:11.08)	(0:10.88)	(0:11.00)	(0:10.81)	(0:11.56)		
4	3	KAPPA CRUCIS	1	70.4	0:10.55	0:24.34	1:01.03	0:55.52 [6]	0:44.49 [4]	0:33.94 [3]	0:22.91 [3]	0:11.98 [2]	4.59L	-1
		Caitlin Tootell		1200-1000	800-600		(0:05.51)	(0:11.03)	(0:10.55)	(0:11.03)	(0:10.93)	(0:11.98)		
5	2	IMPENDING FURY	2	68.2	0:10.93	0:24.52	1:01.21	0:56.02 [3]	0:44.65 [6]	0:33.72 [7]	0:22.69 [7]	0:11.59 [7]	5.81L	+1
		Todd Pannell		1000-800	800-600		(0:05.19)	(0:11.37)	(0:10.93)	(0:11.03)	(0:11.10)	(0:11.59)		
6	9	STOOPS	4	69.4	0:10.82	0:24.85	1:01.24	0:55.59 [9]	0:44.52 [9]	0:33.70 [8]	0:22.85 [5]	0:11.82 [6]	5.99L	-1
		Emily Finnegan		1000-800	800-600		(0:05.65)	(0:11.07)	(0:10.82)	(0:10.85)	(0:11.03)	(0:11.82)		
7	8	GO ASK ALICE	7	69.1	0:10.92	0:23.98	1:01.26	0:56.29 [1]	0:45.37 [1]	0:34.44 [1]	0:23.36 [2]	0:12.21 [3]	6.12L	-1
		Alana Livesey		1200-1000	1000-800		(0:04.97)	(0:10.92)	(0:10.93)	(0:11.08)	(0:11.15)	(0:12.21)		
8	1	BLIGH	5	69.3	0:10.86	0:24.51	1:01.82	0:56.28 [8]	0:45.28 [5]	0:34.42 [5]	0:23.25 [8]	0:12.06 [8]	9.91L	+3
		Caitlin Jones		1200-1000	800-600		(0:05.54)	(0:11.00)	(0:10.86)	(0:11.17)	(0:11.19)	(0:12.06)		
9	5	BLUE CLAW	8	69.4	0:10.88	0:24.72	1:02.34	0:56.84 [5]	0:45.65 [8]	0:34.77 [9]	0:23.65 [9]	0:12.40 [9]	13.38L	+3
		Tala Hutchinson		1200-1000	800-600		(0:05.50)	(0:11.19)	(0:10.88)	(0:11.12)	(0:11.25)	(0:12.40)		

Horse/Jockey Name	BREAKFAST/Teagan Voorham
Finish Rank	1
Fastest Section Time (Section)	0:10.77 (L800)
Top Speed [km/h] (Section)	69.1 (Overall)
Race State	Finished



Balaklava-Professional-2025-12-03

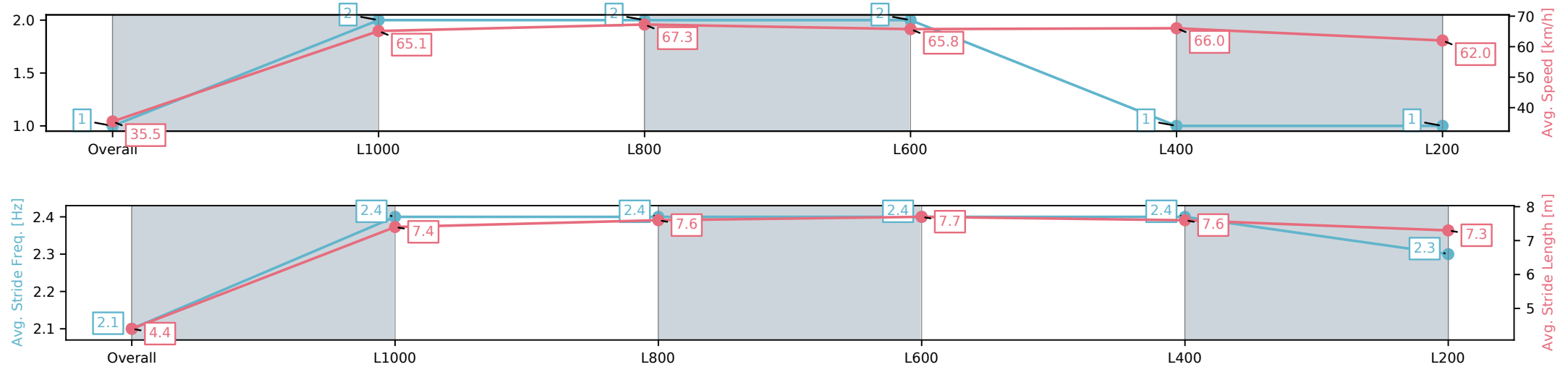
Race 2: Clare Valley Toyota Three-Year-Old Maiden Plate - 1050m



03 December 2025 - 2:16PM

Track Rating: Good 4, Weather: Fine, Rail Position: +2m
1900m-1550m, +3m 1550m-950m, True Remainder

Section	Overall	L1000	L800	L600	L400	L200
Section Times	1:00.34[1] (0:05.06)	0:55.28[2] (0:11.05)	0:44.23[2] (0:10.77)	0:33.46[2] (0:10.95)	0:22.51[1] (0:10.90)	0:11.61[1] (0:11.61)
Average Speed [km/h]	35.5	65.1	67.3	65.8	66.0	62.0
Top Speed [km/h]	55.5	69.1	69.1	67.4	67.5	64.2
Avg. Dist. to Rail [m]	4.2	3.2	3.2	0.6	0.4	0.9
Avg. Stride Freq. [Hz]	2.1	2.4	2.4	2.4	2.4	2.3
Avg. Stride Length [m]	4.4	7.4	7.6	7.7	7.6	7.3



[] Ranking at each section and finish
-:-:- No data available at this section
NA No data available

Horse/Jockey Name	WINE SNOB/Jake Toeroek
Finish Rank	2
Fastest Section Time (Section)	0:10.64 (L800)
Top Speed [km/h] (Section)	70.7 (L1000)
Race State	Finished

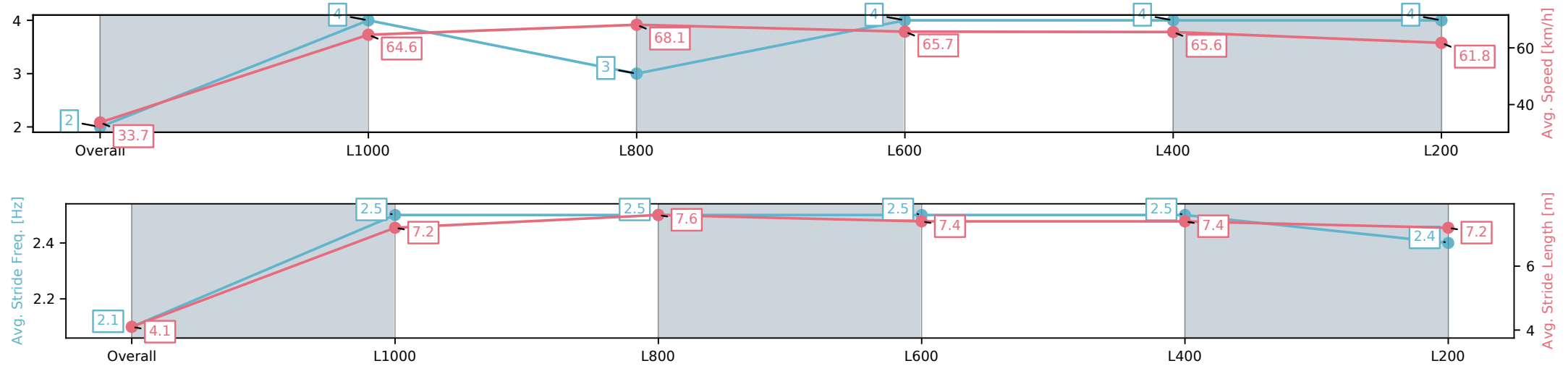


Balaklava-Professional-2025-12-03
Race 2: Clare Valley Toyota Three-Year-Old Maiden Plate - 1050m



03 December 2025 - 2:16PM
Track Rating: Good 4, Weather: Fine, Rail Position: +2m
1900m-1550m, +3m 1550m-950m, True Remainder

Section	Overall	L1000	L800	L600	L400	L200
Section Times	1:00.77[2] (0:05.35)	0:55.42[4] (0:11.13)	0:44.29[3] (0:10.64)	0:33.65[4] (0:11.00)	0:22.65[4] (0:10.99)	0:11.66[4] (0:11.66)
Average Speed [km/h]	33.7	64.6	68.1	65.7	65.6	61.8
Top Speed [km/h]	55.7	70.6	70.7	67.5	66.2	63.9
Avg. Dist. to Rail [m]	6.4	3.6	3.3	1.9	4.5	4.3
Avg. Stride Freq. [Hz]	2.1	2.5	2.5	2.5	2.5	2.4
Avg. Stride Length [m]	4.1	7.2	7.6	7.4	7.4	7.2



[] Ranking at each section and finish
-:-:- No data available at this section
NA No data available

Horse/Jockey Name	DIRTY OLD TOWN/Taylor Johnstone
Finish Rank	3
Fastest Section Time (Section)	0:10.81 (L400)
Top Speed [km/h] (Section)	68.2 (Overall)
Race State	Finished

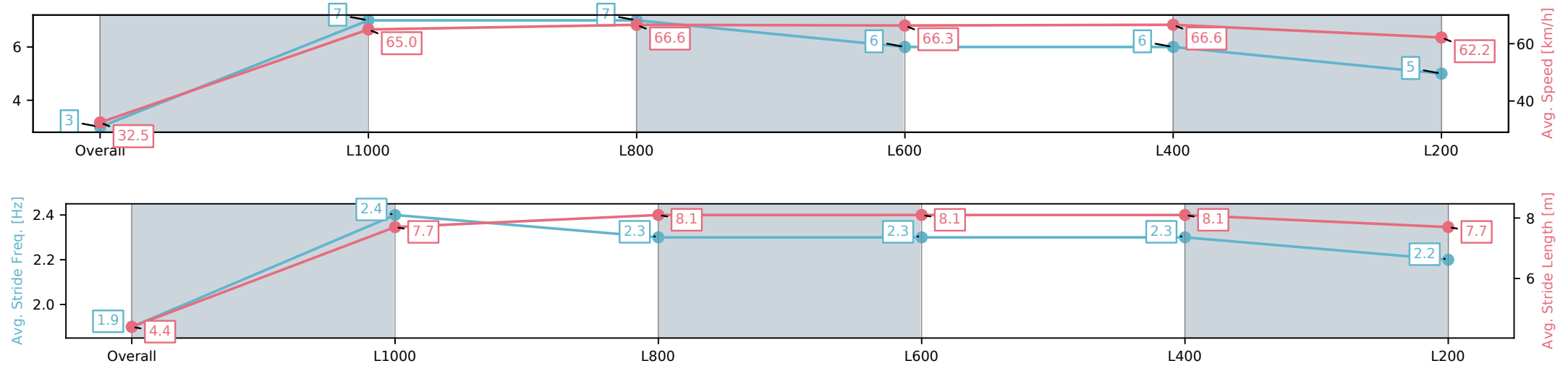


Balaklava-Professional-2025-12-03
Race 2: Clare Valley Toyota Three-Year-Old Maiden Plate - 1050m



03 December 2025 - 2:16PM
Track Rating: Good 4, Weather: Fine, Rail Position: +2m
1900m-1550m, +3m 1550m-950m, True Remainder

Section	Overall	L1000	L800	L600	L400	L200
Section Times	1:00.86[3] (0:05.52)	0:55.34[7] (0:11.08)	0:44.26[7] (0:10.88)	0:33.38[6] (0:11.00)	0:22.38[6] (0:10.81)	0:11.57[5] (0:11.56)
Average Speed [km/h]	32.5	65.0	66.6	66.3	66.6	62.2
Top Speed [km/h]	55.1	68.2	67.8	67.3	67.6	65.6
Avg. Dist. to Rail [m]	10.3	7.4	5.6	2.9	5.7	5.1
Avg. Stride Freq. [Hz]	1.9	2.4	2.3	2.3	2.3	2.2
Avg. Stride Length [m]	4.4	7.7	8.1	8.1	8.1	7.7



[] Ranking at each section and finish
-:-:- No data available at this section
NA No data available

Horse/Jockey Name	KAPPA CRUCIS/Caitlin Tootell
Finish Rank	4
Fastest Section Time (Section)	0:10.55 (L800)
Top Speed [km/h] (Section)	70.4 (Overall)
Race State	Finished

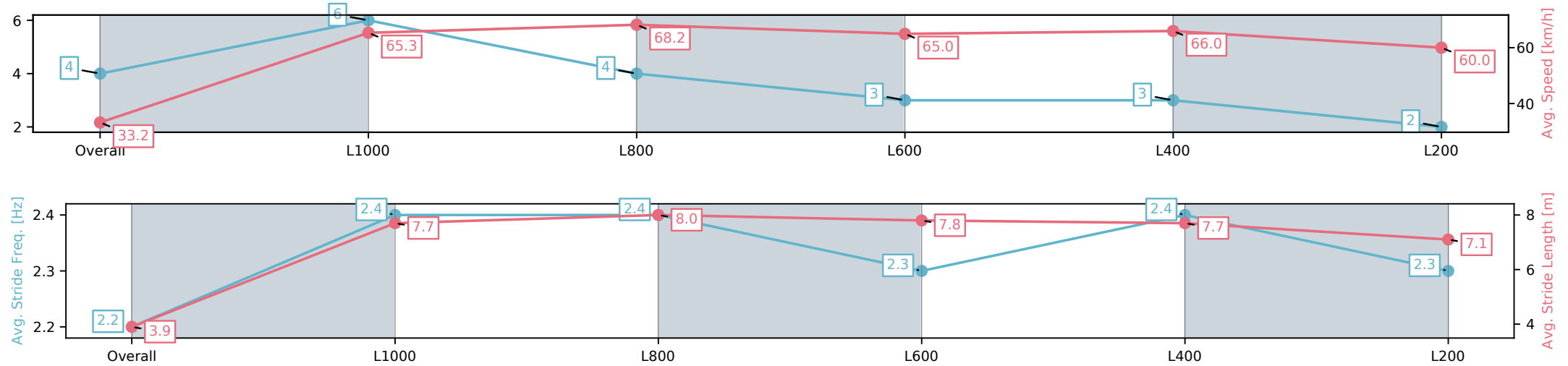


Balaklava-Professional-2025-12-03
Race 2: Clare Valley Toyota Three-Year-Old Maiden Plate - 1050m



03 December 2025 - 2:16PM
Track Rating: Good 4, Weather: Fine, Rail Position: +2m
1900m-1550m, +3m 1550m-950m, True Remainder

Section	Overall	L1000	L800	L600	L400	L200
Section Times	1:01.03[4] (0:05.51)	0:55.52[6] (0:11.03)	0:44.49[4] (0:10.55)	0:33.94[3] (0:11.03)	0:22.91[3] (0:10.93)	0:11.98[2] (0:11.98)
Average Speed [km/h]	33.2	65.3	68.2	65.0	66.0	60.0
Top Speed [km/h]	55.4	70.4	69.4	66.4	66.6	63.5
Avg. Dist. to Rail [m]	1.3	1.0	1.3	1.2	0.6	0.7
Avg. Stride Freq. [Hz]	2.2	2.4	2.4	2.3	2.4	2.3
Avg. Stride Length [m]	3.9	7.7	8.0	7.8	7.7	7.1



[] Ranking at each section and finish
-:-:- No data available at this section
NA No data available

Horse/Jockey Name	IMPENDING FURY/Todd Pannell
Finish Rank	5
Fastest Section Time (Section)	0:10.93 (L800)
Top Speed [km/h] (Section)	68.2 (L1000)
Race State	Finished

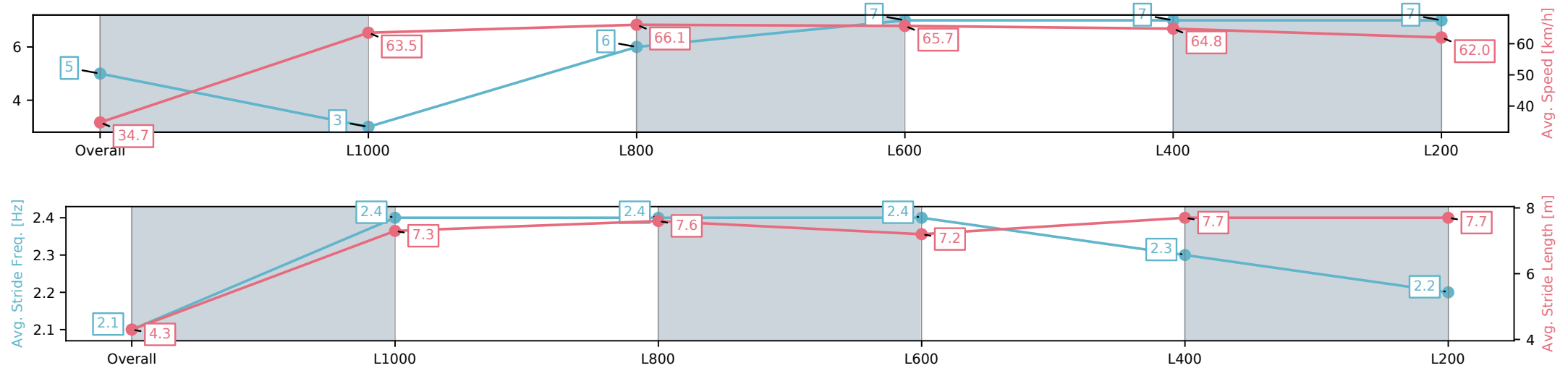


Balaklava-Professional-2025-12-03
Race 2: Clare Valley Toyota Three-Year-Old Maiden Plate - 1050m



03 December 2025 - 2:16PM
Track Rating: Good 4, Weather: Fine, Rail Position: +2m
1900m-1550m, +3m 1550m-950m, True Remainder

Section	Overall	L1000	L800	L600	L400	L200
Section Times	1:01.21[5] (0:05.19)	0:56.02[3] (0:11.37)	0:44.65[6] (0:10.93)	0:33.72[7] (0:11.03)	0:22.69[7] (0:11.10)	0:11.59[7] (0:11.59)
Average Speed [km/h]	34.7	63.5	66.1	65.7	64.8	62.0
Top Speed [km/h]	53.0	68.0	68.2	66.3	65.8	64.2
Avg. Dist. to Rail [m]	3.1	3.2	3.0	1.4	4.8	5.6
Avg. Stride Freq. [Hz]	2.1	2.4	2.4	2.4	2.3	2.2
Avg. Stride Length [m]	4.3	7.3	7.6	7.2	7.7	7.7



[] Ranking at each section and finish
-:-:- No data available at this section
NA No data available

Horse/Jockey Name	STOOPS/Emily Finnegan
Finish Rank	6
Fastest Section Time (Section)	0:10.82 (L800)
Top Speed [km/h] (Section)	69.4 (L1000)
Race State	Finished



Balaklava-Professional-2025-12-03

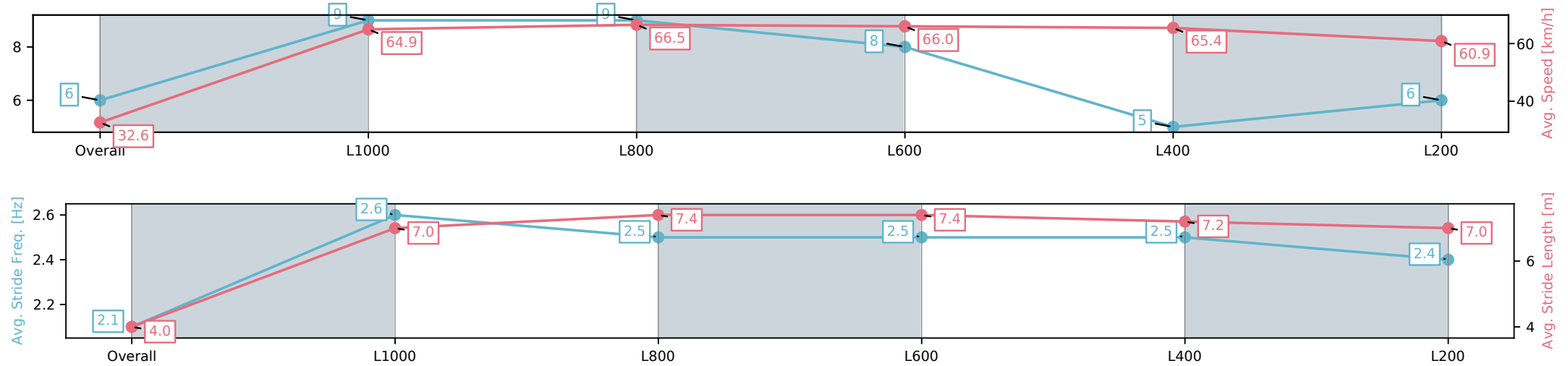
Race 2: Clare Valley Toyota Three-Year-Old Maiden Plate - 1050m



03 December 2025 - 2:16PM

Track Rating: Good 4, Weather: Fine, Rail Position: +2m
1900m-1550m, +3m 1550m-950m, True Remainder

Section	Overall	L1000	L800	L600	L400	L200
Section Times	1:01.24[6] (0:05.65)	0:55.59[9] (0:11.07)	0:44.52[9] (0:10.82)	0:33.70[8] (0:10.85)	0:22.85[5] (0:11.03)	0:11.82[6] (0:11.82)
Average Speed [km/h]	32.6	64.9	66.5	66.0	65.4	60.9
Top Speed [km/h]	56.2	69.2	69.4	66.9	66.2	63.3
Avg. Dist. to Rail [m]	5.3	4.1	2.9	1.6	0.8	0.4
Avg. Stride Freq. [Hz]	2.1	2.6	2.5	2.5	2.5	2.4
Avg. Stride Length [m]	4.0	7.0	7.4	7.4	7.2	7.0



[] Ranking at each section and finish
-:-:- No data available at this section
NA No data available

Horse/Jockey Name	GO ASK ALICE/Alana Livesey
Finish Rank	7
Fastest Section Time (Section)	0:10.92 (L1000)
Top Speed [km/h] (Section)	69.1 (Overall)
Race State	Finished

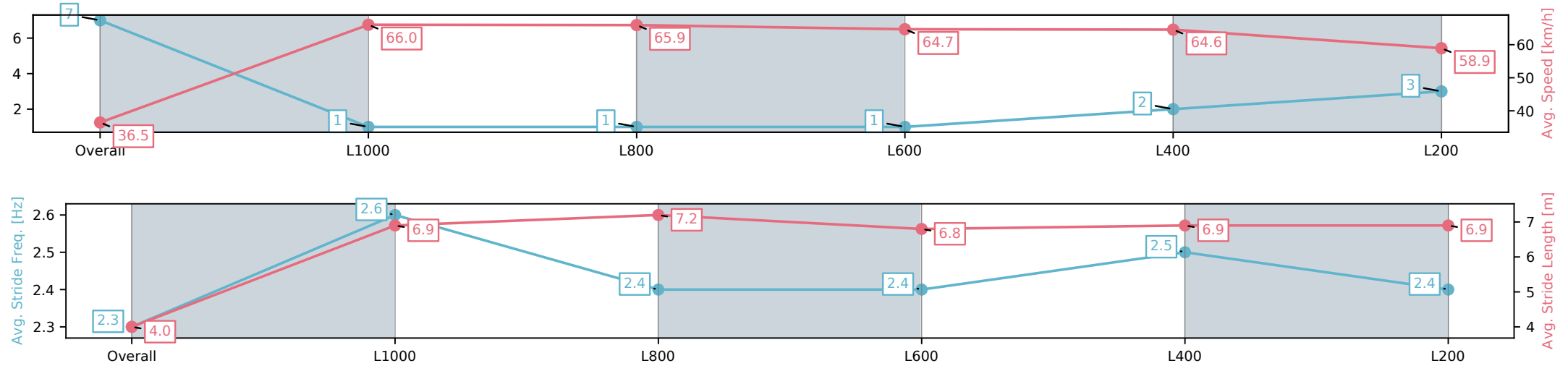


Balaklava-Professional-2025-12-03
Race 2: Clare Valley Toyota Three-Year-Old Maiden Plate - 1050m



03 December 2025 - 2:16PM
Track Rating: Good 4, Weather: Fine, Rail Position: +2m
1900m-1550m, +3m 1550m-950m, True Remainder

Section	Overall	L1000	L800	L600	L400	L200
Section Times	1:01.26[7] (0:04.97)	0:56.29[1] (0:10.92)	0:45.37[1] (0:10.93)	0:34.44[1] (0:11.08)	0:23.36[2] (0:11.15)	0:12.21[3] (0:12.21)
Average Speed [km/h]	36.5	66.0	65.9	64.7	64.6	58.9
Top Speed [km/h]	56.4	69.1	67.1	65.4	65.2	62.9
Avg. Dist. to Rail [m]	8.3	4.6	1.5	0.9	0.9	1.4
Avg. Stride Freq. [Hz]	2.3	2.6	2.4	2.4	2.5	2.4
Avg. Stride Length [m]	4.0	6.9	7.2	6.8	6.9	6.9



[] Ranking at each section and finish
-:-:- No data available at this section
NA No data available

Horse/Jockey Name	BLIGH/Caitlin Jones
Finish Rank	8
Fastest Section Time (Section)	0:10.86 (L800)
Top Speed [km/h] (Section)	69.3 (Overall)
Race State	Finished

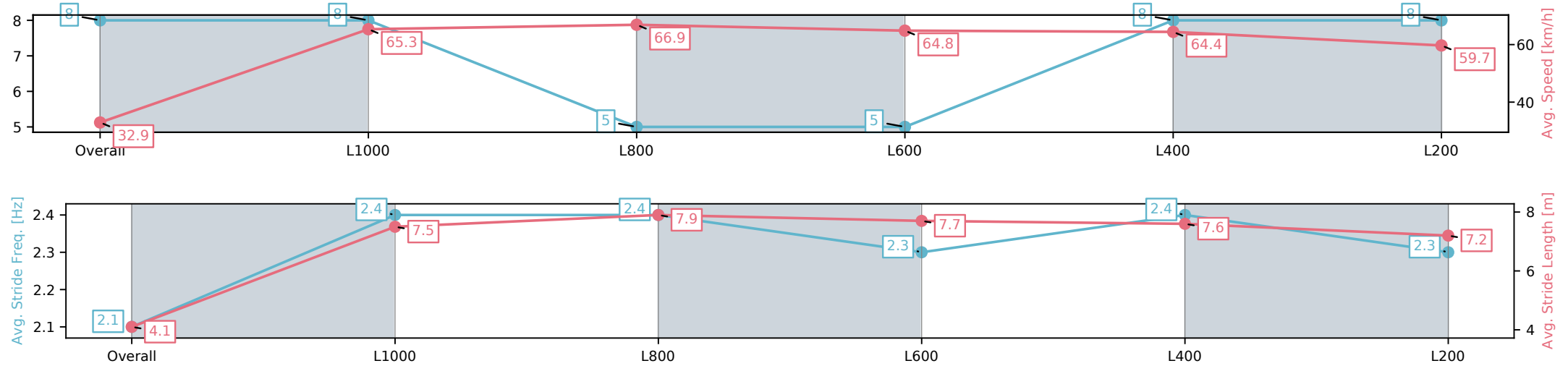


Balaklava-Professional-2025-12-03
Race 2: Clare Valley Toyota Three-Year-Old Maiden Plate - 1050m



03 December 2025 - 2:16PM
Track Rating: Good 4, Weather: Fine, Rail Position: +2m
1900m-1550m, +3m 1550m-950m, True Remainder

Section	Overall	L1000	L800	L600	L400	L200
Section Times	1:01.82[8] (0:05.54)	0:56.28[8] (0:11.00)	0:45.28[5] (0:10.86)	0:34.42[5] (0:11.17)	0:23.25[8] (0:11.19)	0:12.06[8] (0:12.06)
Average Speed [km/h]	32.9	65.3	66.9	64.8	64.4	59.7
Top Speed [km/h]	56.4	69.3	68.7	65.7	65.1	63.1
Avg. Dist. to Rail [m]	8.1	6.9	5.0	2.1	4.8	5.3
Avg. Stride Freq. [Hz]	2.1	2.4	2.4	2.3	2.4	2.3
Avg. Stride Length [m]	4.1	7.5	7.9	7.7	7.6	7.2



[] Ranking at each section and finish
-:-:- No data available at this section
NA No data available

Horse/Jockey Name	BLUE CLAW/Tala Hutchinson
Finish Rank	9
Fastest Section Time (Section)	0:10.88 (L800)
Top Speed [km/h] (Section)	69.4 (Overall)
Race State	Finished

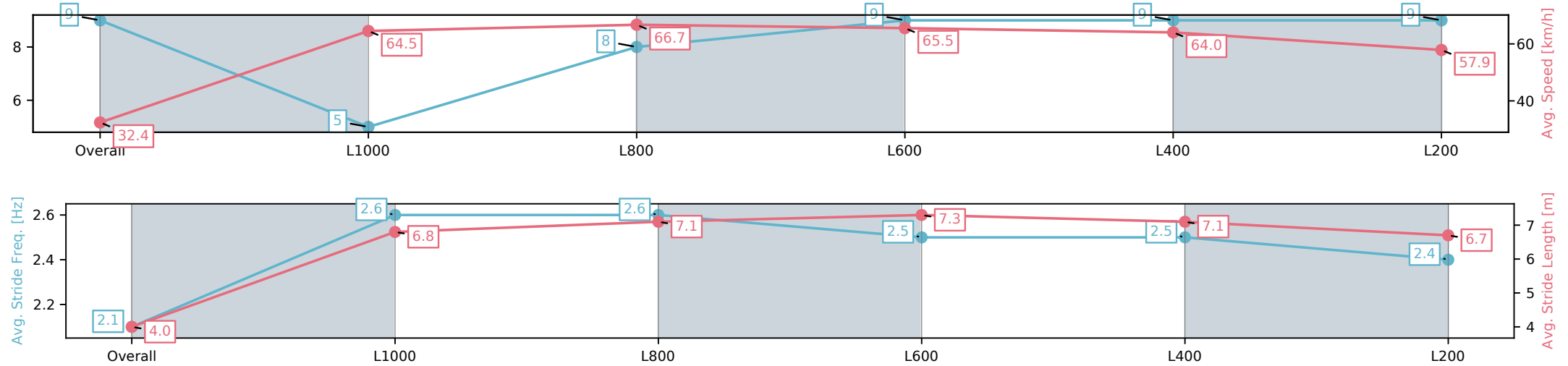


Balaklava-Professional-2025-12-03
Race 2: Clare Valley Toyota Three-Year-Old Maiden Plate -
1050m



03 December 2025 - 2:16PM
Track Rating: Good 4, Weather: Fine, Rail Position: +2m
1900m-1550m, +3m 1550m-950m, True Remainder

Section	Overall	L1000	L800	L600	L400	L200
Section Times	1:02.34[9] (0:05.50)	0:56.84[5] (0:11.19)	0:45.65[8] (0:10.88)	0:34.77[9] (0:11.12)	0:23.65[9] (0:11.25)	0:12.40[9] (0:12.40)
Average Speed [km/h]	32.4	64.5	66.7	65.5	64.0	57.9
Top Speed [km/h]	54.4	69.4	68.8	66.4	64.8	62.0
Avg. Dist. to Rail [m]	8.8	6.1	4.9	3.5	4.2	0.3
Avg. Stride Freq. [Hz]	2.1	2.6	2.6	2.5	2.5	2.4
Avg. Stride Length [m]	4.0	6.8	7.1	7.3	7.1	6.7



[] Ranking at each section and finish
-:-:- No data available at this section
NA No data available