



Morphettville-Professional-2026-02-07
Race 10: Adelaide Galvanising Industries Handicap - 1200m
07 February 2026 - 5:19PM



Track Rating: Good 4, Weather: Fine, Rail Position: +3m 1200m-W/Post, True Remainder

Section Field Times							Overall 1:09.50 (0:13.95)	L1000 0:55.55 (0:10.66)	L800 0:44.90 (0:11.31)	L600 0:33.59 (0:11.35)	L400 0:22.24 (0:10.85)	L200 0:11.39 (0:11.39)				
Position	#	Horse/Jockey	Barrier	Top Speed [km/h]	Fastest Section	First 400m									Margin	Distance Travelled From Winner [m]
1	4	THUNDER SHOC	13	67.6	0:10.74	0:24.83	1:09.50	0:55.41 [2]	0:44.67 [2]	0:33.48 [2]	0:22.24 [2]	0:11.40 [1]	1:09.50			
		Todd Pannell		1200-1000	1000-800		(0:14.09)	(0:10.74)	(0:11.19)	(0:11.24)	(0:10.84)	(0:11.40)				
2	5	RONNY BEE	6	68.3	0:10.84	0:25.15	1:09.63	0:55.38 [5]	0:44.48 [6]	0:33.36 [5]	0:22.17 [5]	0:11.33 [3]	0.9L	-1		
		Campbell Rawiller		600-400	400-200		(0:14.25)	(0:10.90)	(0:11.12)	(0:11.19)	(0:10.84)	(0:11.33)				
3	8	MAJOR RUMBLE	10	68.7	0:10.64	0:24.95	1:09.80	0:55.49 [7]	0:44.85 [3]	0:33.67 [3]	0:22.37 [4]	0:11.55 [2]	2.02L	+5		
		Kayla Crowther		1200-1000	1000-800		(0:14.31)	(0:10.64)	(0:11.18)	(0:11.30)	(0:10.82)	(0:11.55)				
4	3	HOWL	5	67.3	0:10.89	0:25.13	1:09.91	0:55.67 [4]	0:44.78 [5]	0:33.52 [6]	0:22.29 [6]	0:11.37 [5]	2.73L	+2		
		Jade Doyle		1200-1000	1000-800		(0:14.24)	(0:10.89)	(0:11.26)	(0:11.23)	(0:10.92)	(0:11.37)				
5	14	PERCIDIAN	2	68.1	0:10.82	0:25.33	1:10.05	0:55.68 [8]	0:44.72 [9]	0:33.42 [10]	0:22.14 [9]	0:11.32 [7]	3.62L	+3		
		Rochelle Milnes		600-400	400-200		(0:14.37)	(0:10.96)	(0:11.30)	(0:11.28)	(0:10.82)	(0:11.32)				
6	7	FREEDOM FLAME	4	70.9	0:10.99	0:25.36	1:10.13	0:55.87 [6]	0:44.77 [11]	0:33.54 [9]	0:22.16 [11]	0:11.17 [12]	4.19L	+0		
		Taylor Johnstone		400-200	400-200		(0:14.26)	(0:11.10)	(0:11.23)	(0:11.38)	(0:10.99)	(0:11.17)				
7	13	GLOBAL TURN	11	67.4	0:10.83	0:25.71	1:10.23	0:55.35 [13]	0:44.52 [12]	0:33.38 [12]	0:22.22 [12]	0:11.28 [10]	4.86L	+4		
		Jacob Opperman		600-400	1000-800		(0:14.88)	(0:10.83)	(0:11.14)	(0:11.16)	(0:10.94)	(0:11.28)				
8	2	PLACO	7	68.4	0:10.85	0:24.98	1:10.24	0:56.11 [3]	0:45.26 [4]	0:34.10 [4]	0:22.83 [3]	0:11.70 [6]	4.89L	+2		
		Jake Toeroek		1200-1000	1000-800		(0:14.13)	(0:10.85)	(0:11.16)	(0:11.27)	(0:11.13)	(0:11.70)				
9	11	THE WIRRULLA BOY	12	69.0	0:10.66	0:24.60	1:10.26	0:56.32 [1]	0:45.66 [1]	0:34.35 [1]	0:23.01 [1]	0:11.84 [4]	5.04L	+1		
		Brooke King		1200-1000	1000-800		(0:13.94)	(0:10.66)	(0:11.31)	(0:11.34)	(0:11.17)	(0:11.84)				
10	1	OUT OF SQUARE	1	68.0	0:10.90	0:25.34	1:10.48	0:56.04 [9]	0:45.14 [10]	0:33.84 [11]	0:22.55 [10]	0:11.53 [11]	6.47L	+0		
		Caitlin Tootell		1200-1000	1000-800		(0:14.44)	(0:10.90)	(0:11.30)	(0:11.28)	(0:11.02)	(0:11.53)				

Scratched: Purfect Line (#10)

Report Created: Sat 07 February 2026 18:08:00 GMT+11 (Note: Timing is based on positional data)

Page 1/15

[] Position in running at each section and finish
-:-:- No data available at this section
NA No data available
■ Background shading for fastest section

Saddle cloth number
DNF Did not finish
DNT Did not track



Morphettville-Professional-2026-02-07
Race 10: Adelaide Galvanising Industries Handicap - 1200m
07 February 2026 - 5:19PM



Track Rating: Good 4, Weather: Fine, Rail Position: +3m 1200m-W/Post, True Remainder

**Section
Field Times**

Overall
1:09.50
(0:13.95)

L1000
0:55.55
(0:10.66)

L800
0:44.90
(0:11.31)

L600
0:33.59
(0:11.35)

L400
0:22.24
(0:10.85)

L200
0:11.39
(0:11.39)

Position	#	Horse/Jockey	Barrier	Top Speed [km/h]	Fastest Section	First 400m							Margin	Distance Travelled From Winner [m]
11	6	SIR LEAPALOT	3	68.9	0:10.78	0:25.31	1:10.56	0:56.03 [10]	0:45.25 [8]	0:34.06 [8]	0:22.89 [7]	0:11.82 [8]	7.01L	+5
		Alysha Warren		1200-1000	1000-800		(0:14.53)	(0:10.78)	(0:11.19)	(0:11.17)	(0:11.07)	(0:11.82)		
12	9	TRULY ELSA	9	69.1	0:10.65	0:25.21	1:10.94	0:56.38 [11]	0:45.73 [7]	0:34.53 [7]	0:23.23 [8]	0:12.11 [9]	9.49L	+7
		Jason Holder		1200-1000	1000-800		(0:14.56)	(0:10.65)	(0:11.20)	(0:11.30)	(0:11.12)	(0:12.11)		
13	12	PRICILLA'S CHOICE	8	67.8	0:10.96	0:25.75	1:11.30	0:56.51 [12]	0:45.55 [13]	0:34.39 [13]	0:23.11 [13]	0:12.12 [13]	11.87L	+2
		Ben Price		600-400	1000-800		(0:14.79)	(0:10.96)	(0:11.16)	(0:11.28)	(0:10.99)	(0:12.12)		

Scratched: Purfect Line (#10)

Horse/Jockey Name	THUNDER SHOC/Todd Pannell
Finish Rank	1
Fastest Section Time (Section)	0:10.74 (L1000)
Top Speed [km/h] (Section)	67.6 (Overall)
Race State	Finished



Morphettville-Professional-2026-02-07

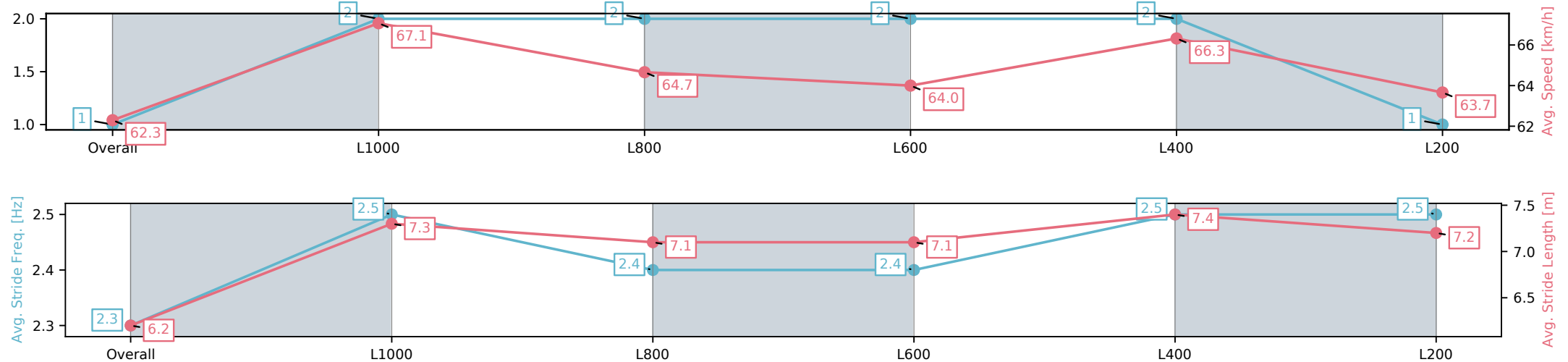
Race 10: Adelaide Galvanising Industries Handicap - 1200m

07 February 2026 - 5:19PM

Track Rating: Good 4, Weather: Fine, Rail Position: +3m 1200m-W/
Post, True Remainder



Section	Overall	L1000	L800	L600	L400	L200
Section Times	1:09.50[1] (0:14.09)	0:55.41[2] (0:10.74)	0:44.67[2] (0:11.19)	0:33.48[2] (0:11.24)	0:22.24[2] (0:10.84)	0:11.40[1] (0:11.40)
Average Speed [km/h]	62.3	67.1	64.7	64.0	66.3	63.7
Top Speed [km/h]	67.1	67.6	66.1	66.1	66.6	66.3
Avg. Dist. to Rail [m]	11.6	6.1	1.8	0.4	0.5	0.9
Avg. Stride Freq. [Hz]	2.3	2.5	2.4	2.4	2.5	2.5
Avg. Stride Length [m]	6.2	7.3	7.1	7.1	7.4	7.2



[] Ranking at each section and finish
-:-:- No data available at this section
NA No data available

Horse/Jockey Name	RONNY BEE/Campbell Rawiller
Finish Rank	2
Fastest Section Time (Section)	0:10.84 (L400)
Top Speed [km/h] (Section)	68.3 (L600)
Race State	Finished



Morphettville-Professional-2026-02-07

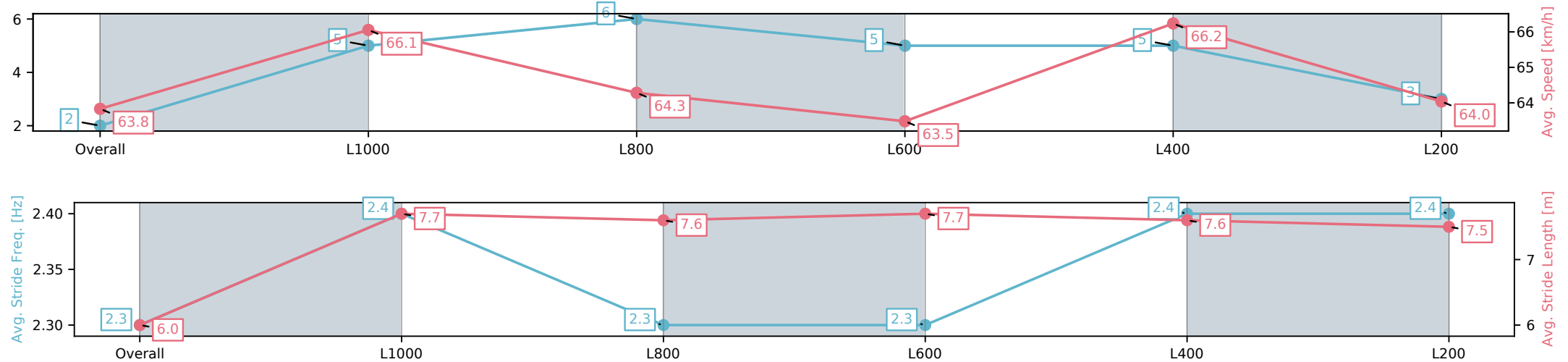
Race 10: Adelaide Galvanising Industries Handicap - 1200m

07 February 2026 - 5:19PM

Track Rating: Good 4, Weather: Fine, Rail Position: +3m 1200m-W/
Post, True Remainder



Section	Overall	L1000	L800	L600	L400	L200
Section Times	1:09.63[2] (0:14.25)	0:55.38[5] (0:10.90)	0:44.48[6] (0:11.12)	0:33.36[5] (0:11.19)	0:22.17[5] (0:10.84)	0:11.33[3] (0:11.33)
Average Speed [km/h]	63.8	66.1	64.3	63.5	66.2	64.0
Top Speed [km/h]	68.0	68.0	65.4	66.0	68.3	66.8
Avg. Dist. to Rail [m]	6.3	1.5	1.6	2.3	1.3	4.4
Avg. Stride Freq. [Hz]	2.3	2.4	2.3	2.3	2.4	2.4
Avg. Stride Length [m]	6.0	7.7	7.6	7.7	7.6	7.5



[] Ranking at each section and finish
-:-:- No data available at this section
NA No data available

Horse/Jockey Name	MAJOR RUMBLE/Kayla Crowther
Finish Rank	3
Fastest Section Time (Section)	0:10.64 (L1000)
Top Speed [km/h] (Section)	68.7 (Overall)
Race State	Finished



Morphettville-Professional-2026-02-07

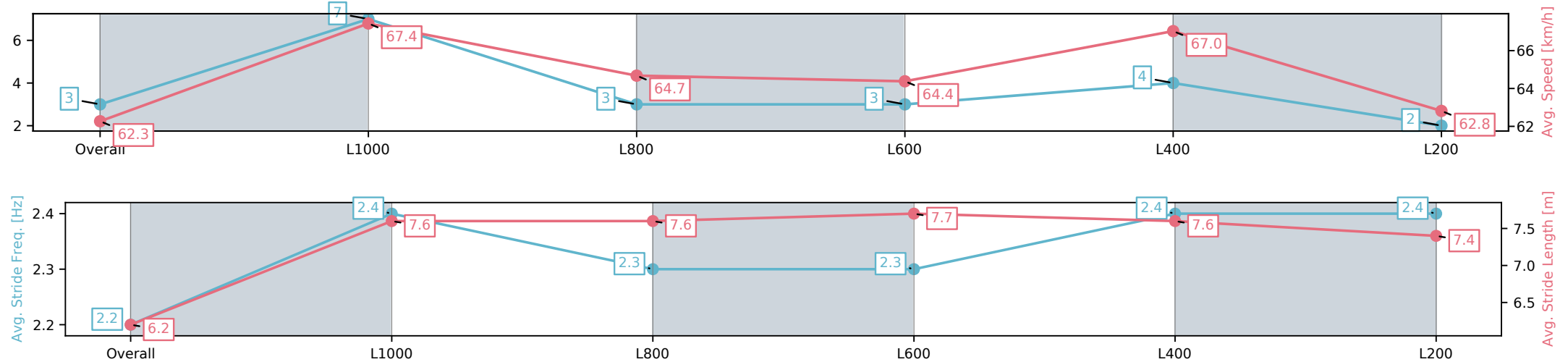
Race 10: Adelaide Galvanising Industries Handicap - 1200m

07 February 2026 - 5:19PM

Track Rating: Good 4, Weather: Fine, Rail Position: +3m 1200m-W/
Post, True Remainder



Section	Overall	L1000	L800	L600	L400	L200
Section Times	1:09.80[3] (0:14.31)	0:55.49[7] (0:10.64)	0:44.85[3] (0:11.18)	0:33.67[3] (0:11.30)	0:22.37[4] (0:10.82)	0:11.55[2] (0:11.55)
Average Speed [km/h]	62.3	67.4	64.7	64.4	67.0	62.8
Top Speed [km/h]	66.7	68.7	66.5	66.0	68.3	66.3
Avg. Dist. to Rail [m]	8.3	4.0	2.0	2.5	6.1	7.8
Avg. Stride Freq. [Hz]	2.2	2.4	2.3	2.3	2.4	2.4
Avg. Stride Length [m]	6.2	7.6	7.6	7.7	7.6	7.4



[] Ranking at each section and finish
-:-:- No data available at this section
NA No data available

Horse/Jockey Name	HOWL/Jade Doyle
Finish Rank	4
Fastest Section Time (Section)	0:10.89 (L1000)
Top Speed [km/h] (Section)	67.3 (Overall)
Race State	Finished



Morphettville-Professional-2026-02-07

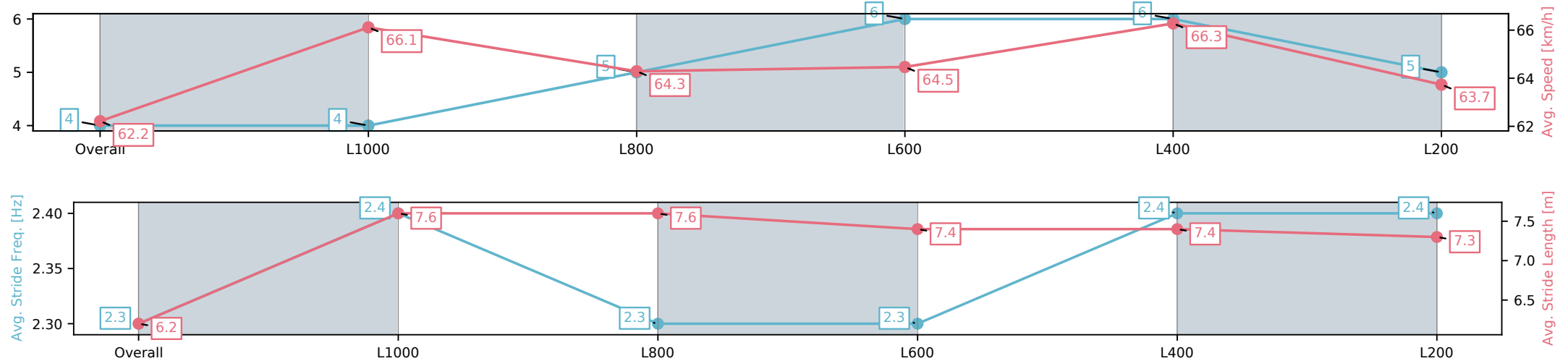
Race 10: Adelaide Galvanising Industries Handicap - 1200m

07 February 2026 - 5:19PM

Track Rating: Good 4, Weather: Fine, Rail Position: +3m 1200m-W/
Post, True Remainder



Section	Overall	L1000	L800	L600	L400	L200
Section Times	1:09.91[4] (0:14.24)	0:55.67[4] (0:10.89)	0:44.78[5] (0:11.26)	0:33.52[6] (0:11.23)	0:22.29[6] (0:10.92)	0:11.37[5] (0:11.37)
Average Speed [km/h]	62.2	66.1	64.3	64.5	66.3	63.7
Top Speed [km/h]	65.0	67.3	65.3	65.7	66.9	65.6
Avg. Dist. to Rail [m]	5.7	3.2	1.4	1.2	3.8	6.6
Avg. Stride Freq. [Hz]	2.3	2.4	2.3	2.3	2.4	2.4
Avg. Stride Length [m]	6.2	7.6	7.6	7.4	7.4	7.3



[] Ranking at each section and finish
-:-:- No data available at this section
NA No data available

Horse/Jockey Name	PERCIDIAN/Rochelle Milnes
Finish Rank	5
Fastest Section Time (Section)	0:10.82 (L400)
Top Speed [km/h] (Section)	68.1 (L600)
Race State	Finished



Morphettville-Professional-2026-02-07

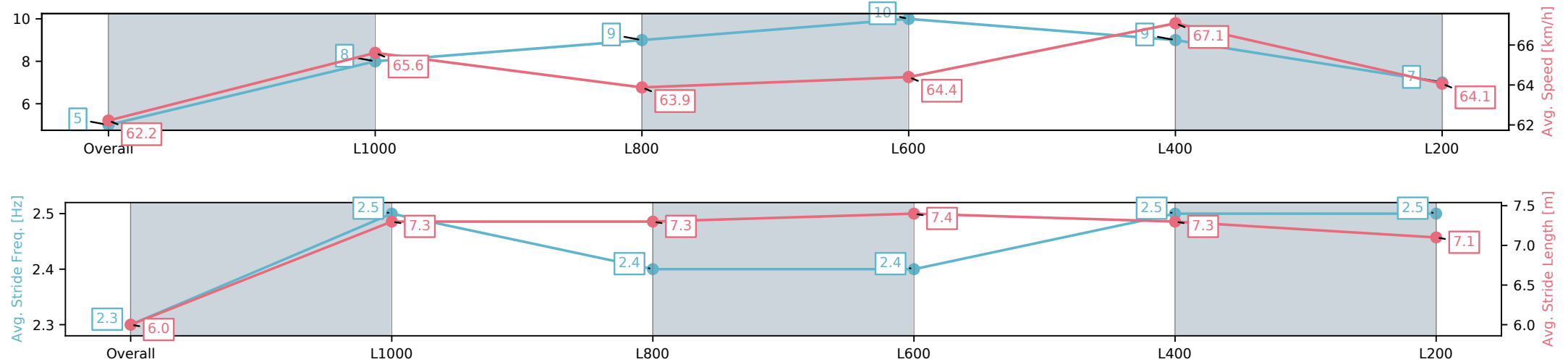
Race 10: Adelaide Galvanising Industries Handicap - 1200m

07 February 2026 - 5:19PM

Track Rating: Good 4, Weather: Fine, Rail Position: +3m 1200m-W/
Post, True Remainder



Section	Overall	L1000	L800	L600	L400	L200
Section Times	1:10.05[5] (0:14.37)	0:55.68[8] (0:10.96)	0:44.72[9] (0:11.30)	0:33.42[10] (0:11.28)	0:22.14[9] (0:10.82)	0:11.32[7] (0:11.32)
Average Speed [km/h]	62.2	65.6	63.9	64.4	67.1	64.1
Top Speed [km/h]	65.2	66.0	65.6	66.9	68.1	67.3
Avg. Dist. to Rail [m]	1.6	1.5	1.1	1.9	7.1	11.3
Avg. Stride Freq. [Hz]	2.3	2.5	2.4	2.4	2.5	2.5
Avg. Stride Length [m]	6.0	7.3	7.3	7.4	7.3	7.1



[] Ranking at each section and finish
-:-:- No data available at this section
NA No data available

Horse/Jockey Name	FREEDOM FLAME/Taylor Johnstone
Finish Rank	6
Fastest Section Time (Section)	0:10.99 (L400)
Top Speed [km/h] (Section)	70.9 (L400)
Race State	Finished



Morphettville-Professional-2026-02-07

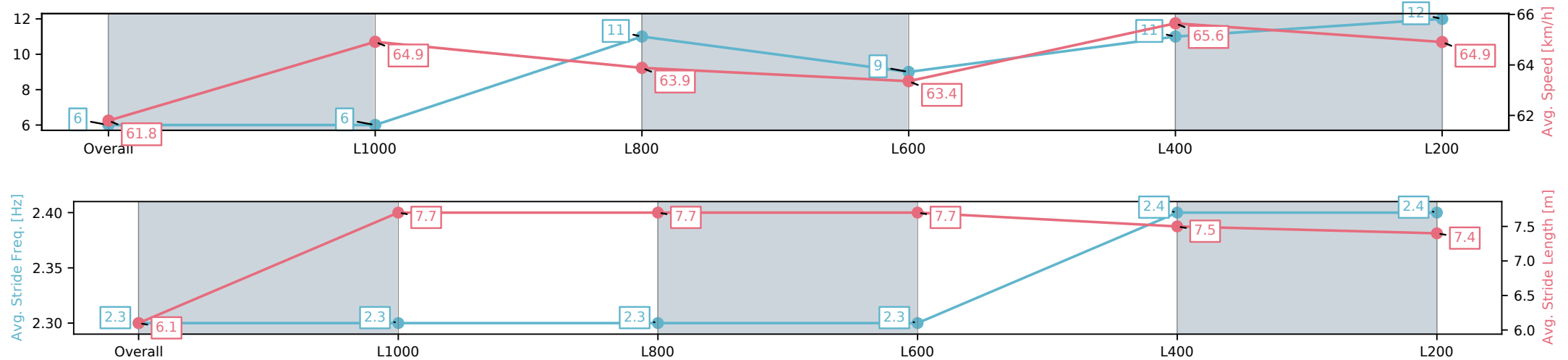
Race 10: Adelaide Galvanising Industries Handicap - 1200m

07 February 2026 - 5:19PM

Track Rating: Good 4, Weather: Fine, Rail Position: +3m 1200m-W/
Post, True Remainder



Section	Overall	L1000	L800	L600	L400	L200
Section Times	1:10.13[6] (0:14.26)	0:55.87[6] (0:11.10)	0:44.77[11] (0:11.23)	0:33.54[9] (0:11.38)	0:22.16[11] (0:10.99)	0:11.17[12] (0:11.17)
Average Speed [km/h]	61.8	64.9	63.9	63.4	65.6	64.9
Top Speed [km/h]	65.8	65.9	65.5	64.4	67.1	70.9
Avg. Dist. to Rail [m]	3.0	0.7	0.6	0.5	3.4	7.3
Avg. Stride Freq. [Hz]	2.3	2.3	2.3	2.3	2.4	2.4
Avg. Stride Length [m]	6.1	7.7	7.7	7.7	7.5	7.4



[] Ranking at each section and finish
-:-:- No data available at this section
NA No data available

Horse/Jockey Name	GLOBAL TURN/Jacob Opperman
Finish Rank	7
Fastest Section Time (Section)	0:10.83 (L1000)
Top Speed [km/h] (Section)	67.4 (L600)
Race State	Finished



Morphettville-Professional-2026-02-07

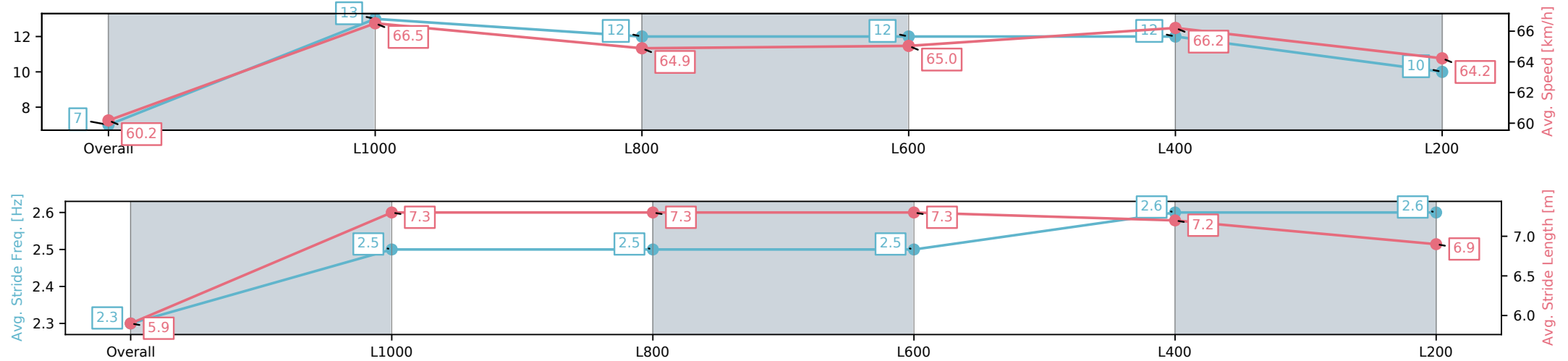
Race 10: Adelaide Galvanising Industries Handicap - 1200m

07 February 2026 - 5:19PM

Track Rating: Good 4, Weather: Fine, Rail Position: +3m 1200m-W/
Post, True Remainder



Section	Overall	L1000	L800	L600	L400	L200
Section Times	1:10.23[7] (0:14.88)	0:55.35[13] (0:10.83)	0:44.52[12] (0:11.14)	0:33.38[12] (0:11.16)	0:22.22[12] (0:10.94)	0:11.28[10] (0:11.28)
Average Speed [km/h]	60.2	66.5	64.9	65.0	66.2	64.2
Top Speed [km/h]	65.9	67.1	67.1	66.0	67.4	66.4
Avg. Dist. to Rail [m]	7.7	1.5	1.6	1.6	5.2	12.0
Avg. Stride Freq. [Hz]	2.3	2.5	2.5	2.5	2.6	2.6
Avg. Stride Length [m]	5.9	7.3	7.3	7.3	7.2	6.9



[] Ranking at each section and finish
-:-:- No data available at this section
NA No data available

Horse/Jockey Name	PLACO/Jake Toeroek
Finish Rank	8
Fastest Section Time (Section)	0:10.85 (L1000)
Top Speed [km/h] (Section)	68.4 (Overall)
Race State	Finished



Morphettville-Professional-2026-02-07

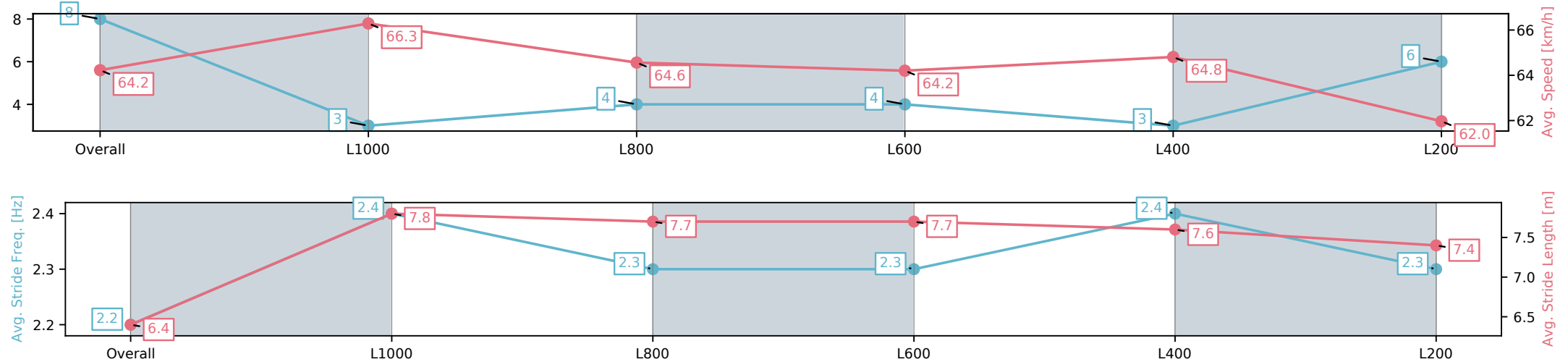
Race 10: Adelaide Galvanising Industries Handicap - 1200m

07 February 2026 - 5:19PM

Track Rating: Good 4, Weather: Fine, Rail Position: +3m 1200m-W/
Post, True Remainder



Section	Overall	L1000	L800	L600	L400	L200
Section Times	1:10.24[8] (0:14.13)	0:56.11[3] (0:10.85)	0:45.26[4] (0:11.16)	0:34.10[4] (0:11.27)	0:22.83[3] (0:11.13)	0:11.70[6] (0:11.70)
Average Speed [km/h]	64.2	66.3	64.6	64.2	64.8	62.0
Top Speed [km/h]	68.4	68.4	65.7	65.8	66.1	64.0
Avg. Dist. to Rail [m]	6.9	2.8	0.6	1.2	3.3	6.0
Avg. Stride Freq. [Hz]	2.2	2.4	2.3	2.3	2.4	2.3
Avg. Stride Length [m]	6.4	7.8	7.7	7.7	7.6	7.4



[] Ranking at each section and finish
-:-:- No data available at this section
NA No data available

Horse/Jockey Name	THE WIRRULLA BOY/Brooke King
Finish Rank	9
Fastest Section Time (Section)	0:10.66 (L1000)
Top Speed [km/h] (Section)	69.0 (Overall)
Race State	Finished



Morphettville-Professional-2026-02-07

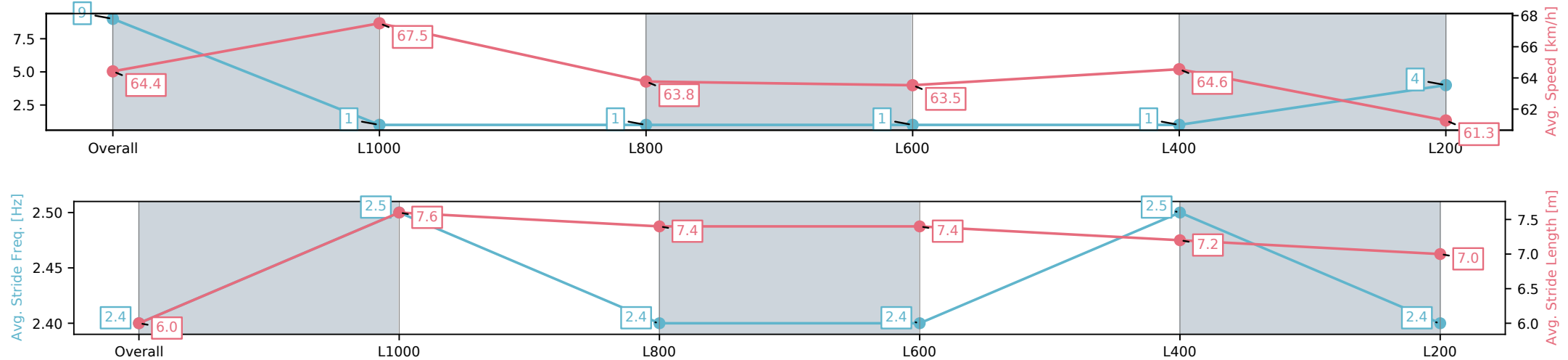
Race 10: Adelaide Galvanising Industries Handicap - 1200m

07 February 2026 - 5:19PM

Track Rating: Good 4, Weather: Fine, Rail Position: +3m 1200m-W/
Post, True Remainder



Section	Overall	L1000	L800	L600	L400	L200
Section Times	1:10.26[9] (0:13.94)	0:56.32[1] (0:10.66)	0:45.66[1] (0:11.31)	0:34.35[1] (0:11.34)	0:23.01[1] (0:11.17)	0:11.84[4] (0:11.84)
Average Speed [km/h]	64.4	67.5	63.8	63.5	64.6	61.3
Top Speed [km/h]	68.0	69.0	65.2	64.8	65.4	63.9
Avg. Dist. to Rail [m]	10.2	4.2	0.5	0.6	1.7	4.2
Avg. Stride Freq. [Hz]	2.4	2.5	2.4	2.4	2.5	2.4
Avg. Stride Length [m]	6.0	7.6	7.4	7.4	7.2	7.0



[] Ranking at each section and finish
-:-:- No data available at this section
NA No data available

Horse/Jockey Name	OUT OF SQUARE/Caitlin Tootell
Finish Rank	10
Fastest Section Time (Section)	0:10.90 (L1000)
Top Speed [km/h] (Section)	68.0 (Overall)
Race State	Finished



Morphettville-Professional-2026-02-07

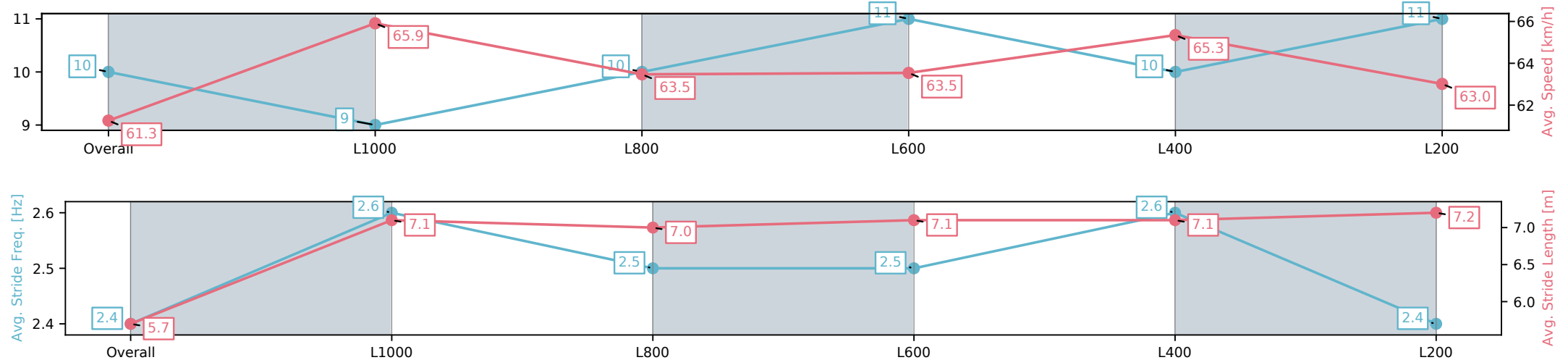
Race 10: Adelaide Galvanising Industries Handicap - 1200m

07 February 2026 - 5:19PM

Track Rating: Good 4, Weather: Fine, Rail Position: +3m 1200m-W/
Post, True Remainder



Section	Overall	L1000	L800	L600	L400	L200
Section Times	1:10.48[10] (0:14.44)	0:56.04[9] (0:10.90)	0:45.14[10] (0:11.30)	0:33.84[11] (0:11.28)	0:22.55[10] (0:11.02)	0:11.53[11] (0:11.53)
Average Speed [km/h]	61.3	65.9	63.5	63.5	65.3	63.0
Top Speed [km/h]	64.9	68.0	66.0	64.7	67.1	66.8
Avg. Dist. to Rail [m]	1.1	0.2	0.6	0.4	2.2	3.3
Avg. Stride Freq. [Hz]	2.4	2.6	2.5	2.5	2.6	2.4
Avg. Stride Length [m]	5.7	7.1	7.0	7.1	7.1	7.2



[] Ranking at each section and finish
-:-:- No data available at this section
NA No data available

Horse/Jockey Name	SIR LEAPALOT/Alysha Warren
Finish Rank	11
Fastest Section Time (Section)	0:10.78 (L1000)
Top Speed [km/h] (Section)	68.9 (Overall)
Race State	Finished



Morphettville-Professional-2026-02-07

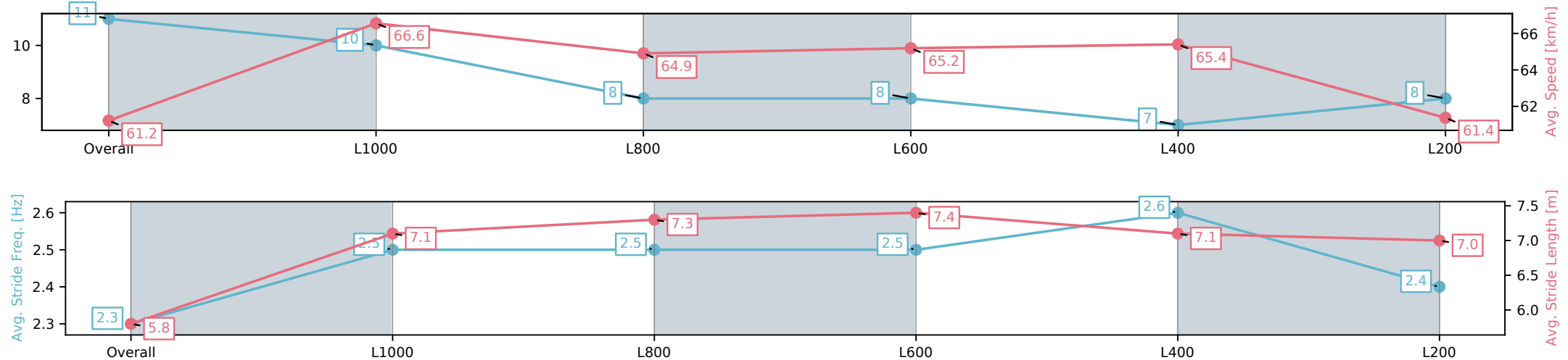
Race 10: Adelaide Galvanising Industries Handicap - 1200m

07 February 2026 - 5:19PM

Track Rating: Good 4, Weather: Fine, Rail Position: +3m 1200m-W/
Post, True Remainder



Section	Overall	L1000	L800	L600	L400	L200
Section Times	1:10.56[11] (0:14.53)	0:56.03[10] (0:10.78)	0:45.25[8] (0:11.19)	0:34.06[8] (0:11.17)	0:22.89[7] (0:11.07)	0:11.82[8] (0:11.82)
Average Speed [km/h]	61.2	66.6	64.9	65.2	65.4	61.4
Top Speed [km/h]	67.9	68.9	66.5	66.0	66.1	64.3
Avg. Dist. to Rail [m]	2.9	3.2	2.9	2.7	5.7	9.1
Avg. Stride Freq. [Hz]	2.3	2.5	2.5	2.5	2.6	2.4
Avg. Stride Length [m]	5.8	7.1	7.3	7.4	7.1	7.0



[] Ranking at each section and finish
-:-:- No data available at this section
NA No data available

Horse/Jockey Name	TRULY ELSA/Jason Holder
Finish Rank	12
Fastest Section Time (Section)	0:10.65 (L1000)
Top Speed [km/h] (Section)	69.1 (Overall)
Race State	Finished



Morphettville-Professional-2026-02-07

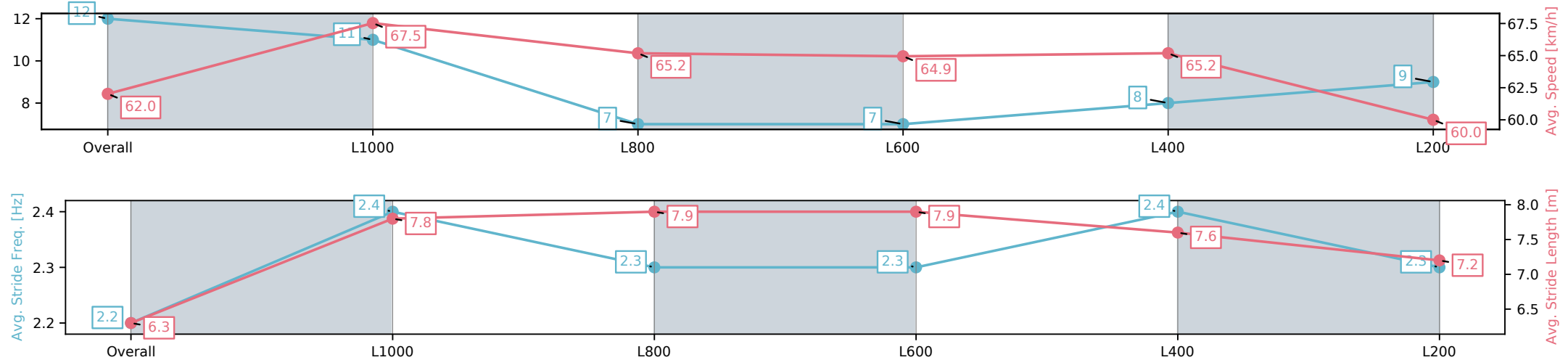
Race 10: Adelaide Galvanising Industries Handicap - 1200m

07 February 2026 - 5:19PM

Track Rating: Good 4, Weather: Fine, Rail Position: +3m 1200m-W/
Post, True Remainder



Section	Overall	L1000	L800	L600	L400	L200
Section Times	1:10.94[12] (0:14.56)	0:56.38[11] (0:10.65)	0:45.73[7] (0:11.20)	0:34.53[7] (0:11.30)	0:23.23[8] (0:11.12)	0:12.11[9] (0:12.11)
Average Speed [km/h]	62.0	67.5	65.2	64.9	65.2	60.0
Top Speed [km/h]	65.6	69.1	68.0	65.8	66.8	63.8
Avg. Dist. to Rail [m]	7.3	4.1	3.3	3.7	6.7	9.8
Avg. Stride Freq. [Hz]	2.2	2.4	2.3	2.3	2.4	2.3
Avg. Stride Length [m]	6.3	7.8	7.9	7.9	7.6	7.2



[] Ranking at each section and finish
-:-:- No data available at this section
NA No data available

Horse/Jockey Name	PRICILLA'S CHOICE/Ben Price
Finish Rank	13
Fastest Section Time (Section)	0:10.96 (L1000)
Top Speed [km/h] (Section)	67.8 (L600)
Race State	Finished



Morphettville-Professional-2026-02-07

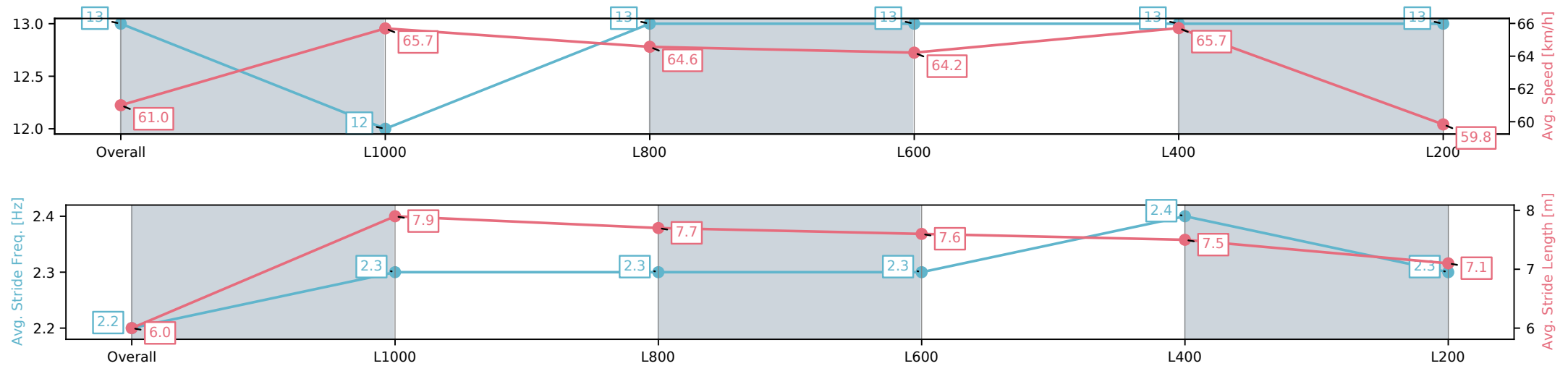
Race 10: Adelaide Galvanising Industries Handicap - 1200m

07 February 2026 - 5:19PM

Track Rating: Good 4, Weather: Fine, Rail Position: +3m 1200m-W/
Post, True Remainder



Section	Overall	L1000	L800	L600	L400	L200
Section Times	1:11.30[13] (0:14.79)	0:56.51[12] (0:10.96)	0:45.55[13] (0:11.16)	0:34.39[13] (0:11.28)	0:23.11[13] (0:10.99)	0:12.12[13] (0:12.12)
Average Speed [km/h]	61.0	65.7	64.6	64.2	65.7	59.8
Top Speed [km/h]	65.0	67.1	66.4	65.8	67.8	65.5
Avg. Dist. to Rail [m]	4.7	0.2	0.2	1.1	3.3	4.3
Avg. Stride Freq. [Hz]	2.2	2.3	2.3	2.3	2.4	2.3
Avg. Stride Length [m]	6.0	7.9	7.7	7.6	7.5	7.1



[] Ranking at each section and finish
-:-:- No data available at this section
NA No data available