



Morphettville-Professional-2026-02-07
Race 8: Sportsbet Fast Form Handicap - 1100m
07 February 2026 - 3:58PM



Track Rating: Good 4, Weather: Fine, Rail Position: +3m 1200m-W/Post, True Remainder

Section
Field Times

Overall
1:03.56
(0:08.55)

L1000
0:55.01
(0:10.79)

L800
0:44.22
(0:10.86)

L600
0:33.35
(0:10.97)

L400
0:22.38
(0:10.95)

L200
0:11.43
(0:11.43)

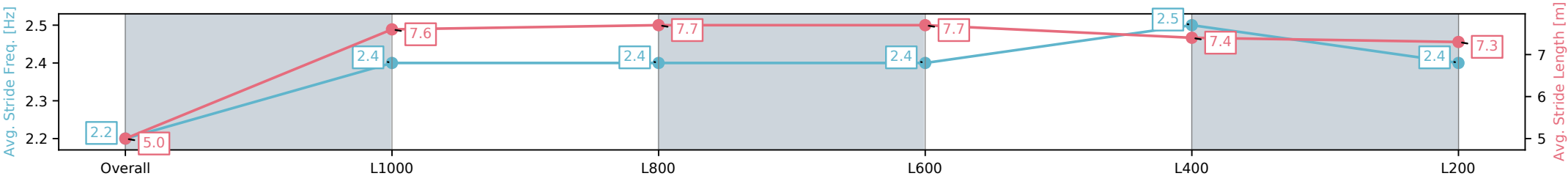
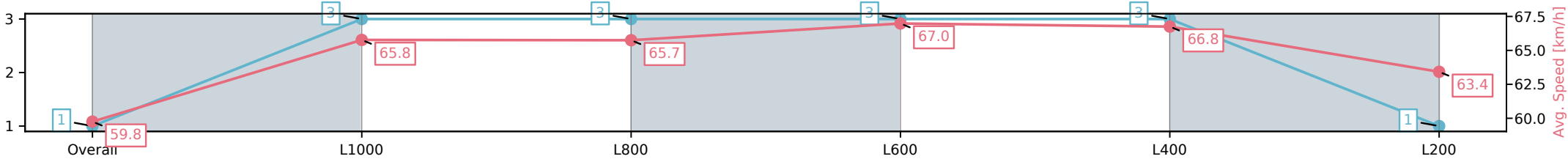
Position	#	Horse/Jockey	Barrier	Top Speed [km/h]	Fastest Section	First 400m	Overall	L1000	L800	L600	L400	L200	Margin	Distance Travelled From Winner [m]
1	10	MIC DROP	2	68.2	0:10.76	0:25.13	1:03.56	0:54.89 [3]	0:43.94 [3]	0:33.00 [3]	0:22.24 [3]	0:11.43 [1]	1:03.56	
		Kayla Crowther		800-600	600-400		(0:08.67)	(0:10.95)	(0:10.94)	(0:10.76)	(0:10.81)	(0:11.43)		
2	4	DANCING STORM	4	71.0	0:10.70	0:25.19	1:03.57	0:54.83 [5]	0:43.86 [4]	0:32.90 [4]	0:22.13 [4]	0:11.43 [2]	0.12L	+3
		Jake Toeroek		600-400	400-200		(0:08.74)	(0:10.97)	(0:10.96)	(0:10.77)	(0:10.70)	(0:11.43)		
3	9	CLARENCE	1	68.7	0:10.67	0:25.37	1:03.64	0:54.82 [7]	0:43.71 [7]	0:32.75 [7]	0:22.02 [5]	0:11.35 [5]	0.54L	+0
		Ben Price		600-400	400-200		(0:08.82)	(0:11.11)	(0:10.96)	(0:10.73)	(0:10.67)	(0:11.35)		
4	7	VEXATIOUS DANCER	7	68.7	0:10.71	0:25.30	1:03.75	0:55.07 [4]	0:43.94 [6]	0:32.91 [6]	0:22.13 [6]	0:11.42 [6]	1.27L	+0
		Connor Murtagh		800-600	400-200		(0:08.68)	(0:11.13)	(0:11.03)	(0:10.78)	(0:10.71)	(0:11.42)		
5	1	CINQUE TORRI	5	67.7	0:10.77	0:24.94	1:03.78	0:55.12 [2]	0:44.22 [2]	0:33.31 [2]	0:22.54 [2]	0:11.54 [3]	1.45L	+0
		Alysha Warren		800-600	600-400		(0:08.66)	(0:10.90)	(0:10.91)	(0:10.77)	(0:11.00)	(0:11.54)		
6	6	SALSA FELLOW	6	67.7	0:10.81	0:25.36	1:03.84	0:55.10 [6]	0:44.09 [5]	0:33.01 [5]	0:22.20 [7]	0:11.24 [8]	1.85L	+2
		Rochelle Milnes		800-600	600-400		(0:08.74)	(0:11.01)	(0:11.08)	(0:10.81)	(0:10.96)	(0:11.24)		
7	5	THE STALKER	3	67.8	0:10.79	0:24.75	1:03.95	0:55.40 [1]	0:44.61 [1]	0:33.75 [1]	0:22.78 [1]	0:11.70 [4]	2.58L	+0
		Matthew Chadwick		1200-1000	1000-800		(0:08.55)	(0:10.79)	(0:10.86)	(0:10.97)	(0:11.08)	(0:11.70)		
8	3	POWER BEAU	9	69.0	0:10.67	0:25.56	1:03.95	0:54.91 [9]	0:43.91 [8]	0:32.87 [8]	0:22.20 [8]	0:11.43 [7]	2.62L	+0
		Teagan Voorham		600-400	600-400		(0:09.04)	(0:11.00)	(0:11.04)	(0:10.67)	(0:10.77)	(0:11.43)		
9	2	KARACASU	8	67.6	0:10.74	0:25.57	1:04.28	0:55.25 [8]	0:44.18 [9]	0:33.20 [9]	0:22.46 [9]	0:11.61 [9]	4.76L	+0
		Taylor Johnstone		800-600	600-400		(0:09.03)	(0:11.07)	(0:10.98)	(0:10.74)	(0:10.85)	(0:11.61)		

Scratched: Santastico (#8)

Horse/Jockey Name	MIC DROP/Kayla Crowther
Finish Rank	1
Fastest Section Time (Section)	0:10.76 (L600)
Top Speed [km/h] (Section)	68.2 (L800)
Race State	Finished



Section	Overall	L1000	L800	L600	L400	L200
Section Times	1:03.56[1] (0:08.67)	0:54.89[3] (0:10.95)	0:43.94[3] (0:10.94)	0:33.00[3] (0:10.76)	0:22.24[3] (0:10.81)	0:11.43[1] (0:11.43)
Average Speed [km/h]	59.8	65.8	65.7	67.0	66.8	63.4
Top Speed [km/h]	61.9	67.0	66.8	68.2	67.5	66.0
Avg. Dist. to Rail [m]	1.8	0.4	0.4	0.7	2.6	5.2
Avg. Stride Freq. [Hz]	2.2	2.4	2.4	2.4	2.5	2.4
Avg. Stride Length [m]	5.0	7.6	7.7	7.7	7.4	7.3

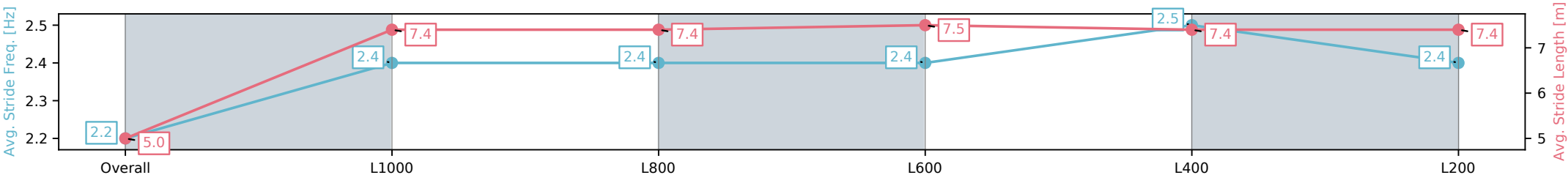
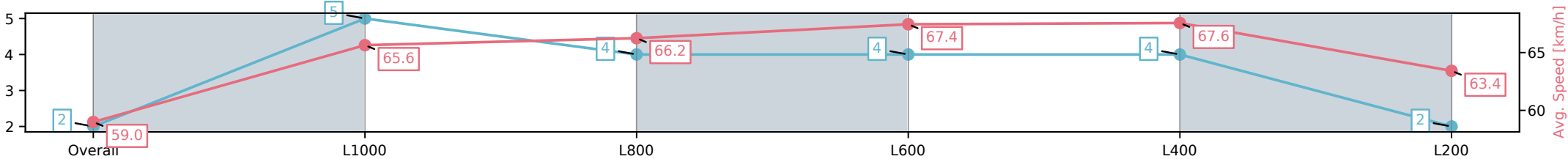


[] Ranking at each section and finish
-:-:- No data available at this section
NA No data available

Horse/Jockey Name	DANCING STORM/Jake Toeroek
Finish Rank	2
Fastest Section Time (Section)	0:10.70 (L400)
Top Speed [km/h] (Section)	71.0 (L600)
Race State	Finished



Section	Overall	L1000	L800	L600	L400	L200
Section Times	1:03.57[2] (0:08.74)	0:54.83[5] (0:10.97)	0:43.86[4] (0:10.96)	0:32.90[4] (0:10.77)	0:22.13[4] (0:10.70)	0:11.43[2] (0:11.43)
Average Speed [km/h]	59.0	65.6	66.2	67.4	67.6	63.4
Top Speed [km/h]	61.8	67.4	67.9	68.2	71.0	65.9
Avg. Dist. to Rail [m]	4.1	1.6	1.1	1.9	3.6	6.6
Avg. Stride Freq. [Hz]	2.2	2.4	2.4	2.4	2.5	2.4
Avg. Stride Length [m]	5.0	7.4	7.4	7.5	7.4	7.4



[] Ranking at each section and finish
-:-:- No data available at this section
NA No data available

Horse/Jockey Name	CLARENCE/Ben Price
Finish Rank	3
Fastest Section Time (Section)	0:10.67 (L400)
Top Speed [km/h] (Section)	68.7 (L600)
Race State	Finished



Morphettville-Professional-2026-02-07

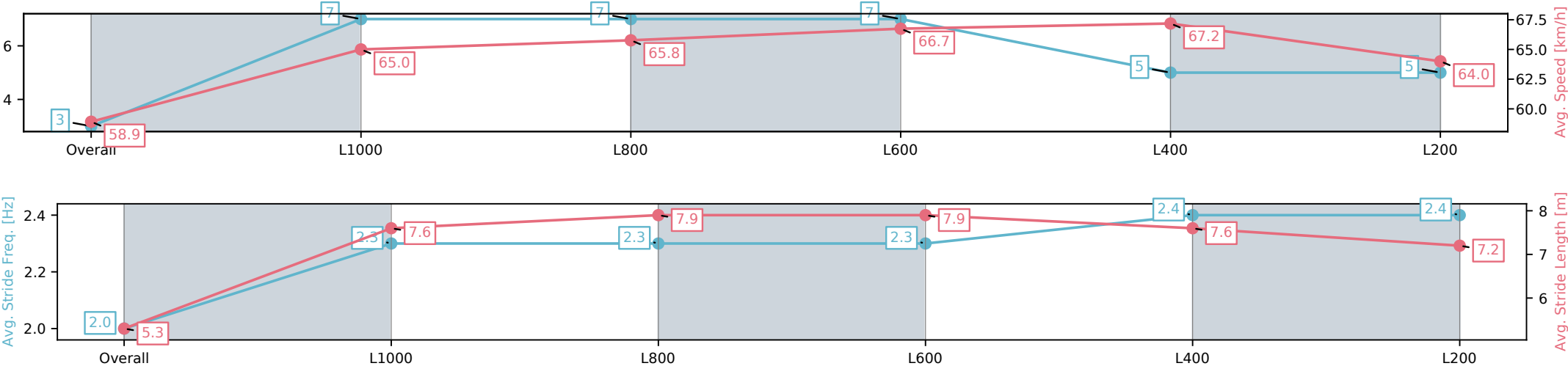
Race 8: Sportsbet Fast Form Handicap - 1100m

07 February 2026 - 3:58PM

Track Rating: Good 4, Weather: Fine, Rail Position: +3m 1200m-W/
Post, True Remainder



Section	Overall	L1000	L800	L600	L400	L200
Section Times	1:03.64[3] (0:08.82)	0:54.82[7] (0:11.11)	0:43.71[7] (0:10.96)	0:32.75[7] (0:10.73)	0:22.02[5] (0:10.67)	0:11.35[5] (0:11.35)
Average Speed [km/h]	58.9	65.0	65.8	66.7	67.2	64.0
Top Speed [km/h]	61.7	66.5	67.1	67.6	68.7	66.4
Avg. Dist. to Rail [m]	1.6	0.7	0.3	1.3	1.4	2.2
Avg. Stride Freq. [Hz]	2.0	2.3	2.3	2.3	2.4	2.4
Avg. Stride Length [m]	5.3	7.6	7.9	7.9	7.6	7.2

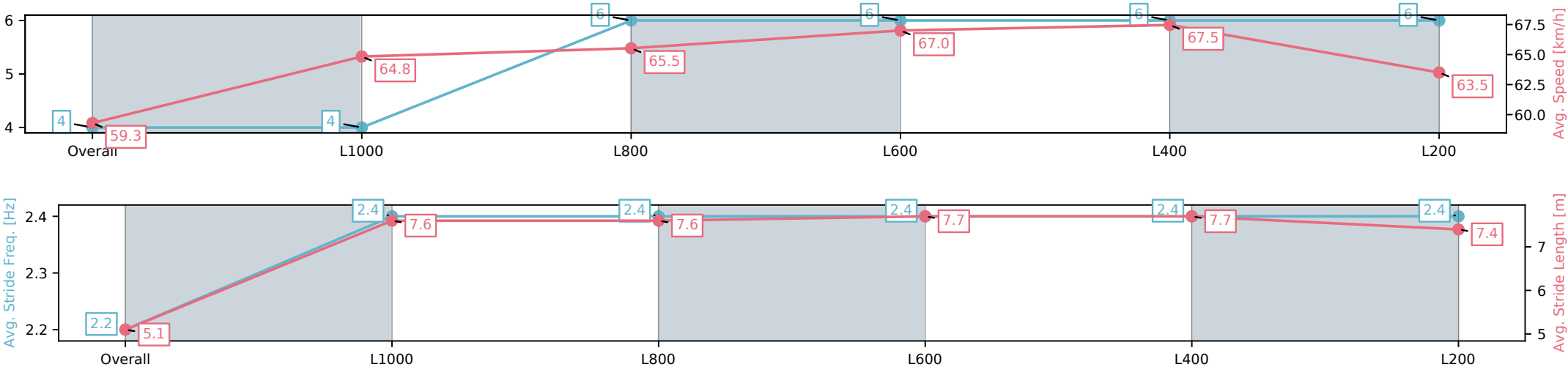


[] Ranking at each section and finish
-:-:- No data available at this section
NA No data available

Horse/Jockey Name	VEXATIOUS DANCER/Connor Murtagh
Finish Rank	4
Fastest Section Time (Section)	0:10.71 (L400)
Top Speed [km/h] (Section)	68.7 (L800)
Race State	Finished



Section	Overall	L1000	L800	L600	L400	L200
Section Times	1:03.75[4] (0:08.68)	0:55.07[4] (0:11.13)	0:43.94[6] (0:11.03)	0:32.91[6] (0:10.78)	0:22.13[6] (0:10.71)	0:11.42[6] (0:11.42)
Average Speed [km/h]	59.3	64.8	65.5	67.0	67.5	63.5
Top Speed [km/h]	60.3	66.5	66.5	68.7	68.6	66.8
Avg. Dist. to Rail [m]	6.0	2.0	0.8	0.4	4.7	9.1
Avg. Stride Freq. [Hz]	2.2	2.4	2.4	2.4	2.4	2.4
Avg. Stride Length [m]	5.1	7.6	7.6	7.7	7.7	7.4



[] Ranking at each section and finish
-:-:- No data available at this section
NA No data available

Horse/Jockey Name	CINQUE TORRI/Alysha Warren
Finish Rank	5
Fastest Section Time (Section)	0:10.77 (L600)
Top Speed [km/h] (Section)	67.7 (L800)
Race State	Finished



Morphettville-Professional-2026-02-07

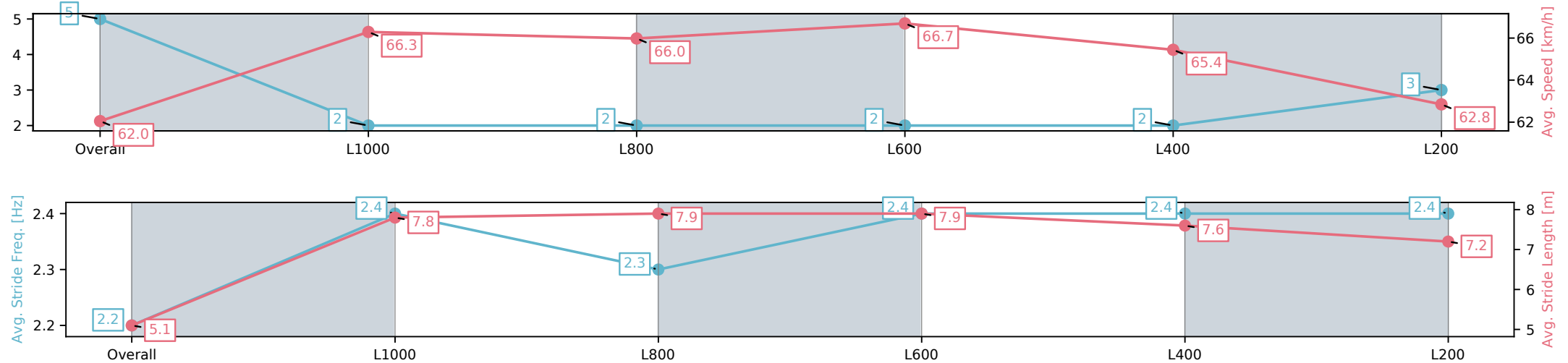
Race 8: Sportsbet Fast Form Handicap - 1100m

07 February 2026 - 3:58PM

Track Rating: Good 4, Weather: Fine, Rail Position: +3m 1200m-W/
Post, True Remainder



Section	Overall	L1000	L800	L600	L400	L200
Section Times	1:03.78[5] (0:08.66)	0:55.12[2] (0:10.90)	0:44.22[2] (0:10.91)	0:33.31[2] (0:10.77)	0:22.54[2] (0:11.00)	0:11.54[3] (0:11.54)
Average Speed [km/h]	62.0	66.3	66.0	66.7	65.4	62.8
Top Speed [km/h]	63.9	66.9	66.8	67.7	66.6	65.1
Avg. Dist. to Rail [m]	4.4	1.4	0.5	1.0	0.9	1.0
Avg. Stride Freq. [Hz]	2.2	2.4	2.3	2.4	2.4	2.4
Avg. Stride Length [m]	5.1	7.8	7.9	7.9	7.6	7.2



[] Ranking at each section and finish
-:-:- No data available at this section
NA No data available

Horse/Jockey Name	SALSA FELLOW/Rochelle Milnes
Finish Rank	6
Fastest Section Time (Section)	0:10.81 (L600)
Top Speed [km/h] (Section)	67.7 (L800)
Race State	Finished



Morphettville-Professional-2026-02-07

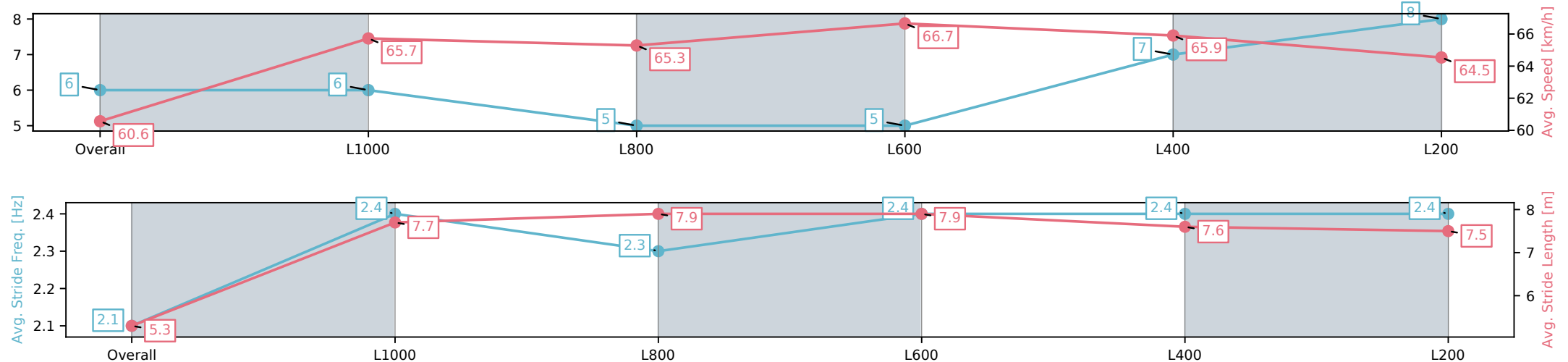
Race 8: Sportsbet Fast Form Handicap - 1100m

07 February 2026 - 3:58PM

Track Rating: Good 4, Weather: Fine, Rail Position: +3m 1200m-W/
Post, True Remainder



Section	Overall	L1000	L800	L600	L400	L200
Section Times	1:03.84[6] (0:08.74)	0:55.10[6] (0:11.01)	0:44.09[5] (0:11.08)	0:33.01[5] (0:10.81)	0:22.20[7] (0:10.96)	0:11.24[8] (0:11.24)
Average Speed [km/h]	60.6	65.7	65.3	66.7	65.9	64.5
Top Speed [km/h]	67.4	67.6	66.8	67.7	67.0	65.5
Avg. Dist. to Rail [m]	5.7	2.4	1.6	0.7	3.3	6.6
Avg. Stride Freq. [Hz]	2.1	2.4	2.3	2.4	2.4	2.4
Avg. Stride Length [m]	5.3	7.7	7.9	7.9	7.6	7.5



- [] Ranking at each section and finish
- :-:- No data available at this section
- NA No data available

Horse/Jockey Name	THE STALKER/Matthew Chadwick
Finish Rank	7
Fastest Section Time (Section)	0:10.79 (L1000)
Top Speed [km/h] (Section)	67.8 (Overall)
Race State	Finished



Morphettville-Professional-2026-02-07

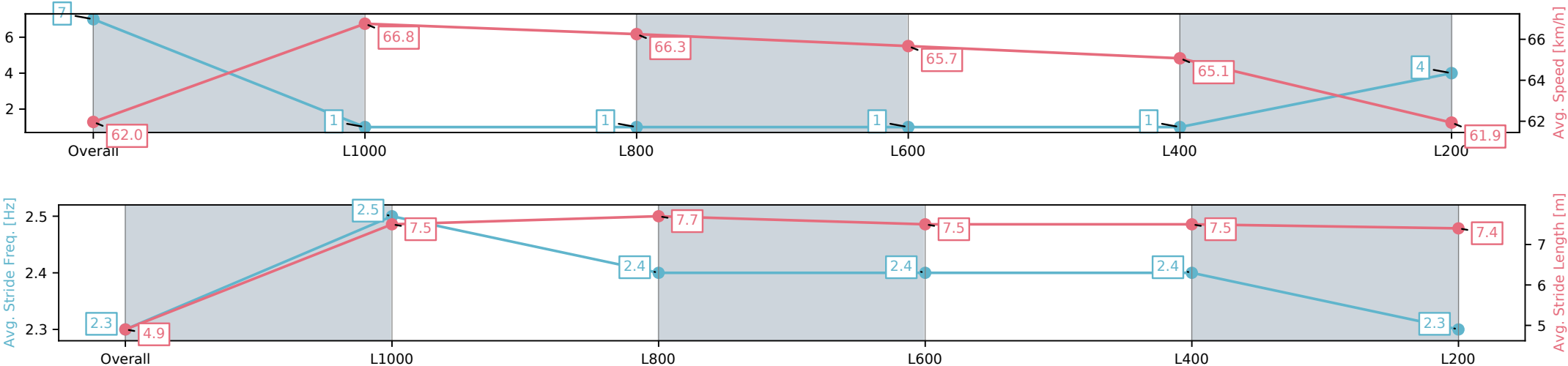
Race 8: Sportsbet Fast Form Handicap - 1100m

07 February 2026 - 3:58PM

Track Rating: Good 4, Weather: Fine, Rail Position: +3m 1200m-W/
Post, True Remainder



Section	Overall	L1000	L800	L600	L400	L200
Section Times	1:03.95[7] (0:08.55)	0:55.40[1] (0:10.79)	0:44.61[1] (0:10.86)	0:33.75[1] (0:10.97)	0:22.78[1] (0:11.08)	0:11.70[4] (0:11.70)
Average Speed [km/h]	62.0	66.8	66.3	65.7	65.1	61.9
Top Speed [km/h]	64.0	67.8	67.0	67.0	65.9	65.0
Avg. Dist. to Rail [m]	2.8	0.6	0.3	0.4	1.7	1.0
Avg. Stride Freq. [Hz]	2.3	2.5	2.4	2.4	2.4	2.3
Avg. Stride Length [m]	4.9	7.5	7.7	7.5	7.5	7.4



[] Ranking at each section and finish
-:-:- No data available at this section
NA No data available

Horse/Jockey Name	POWER BEAU/Teagan Voorham
Finish Rank	8
Fastest Section Time (Section)	0:10.67 (L600)
Top Speed [km/h] (Section)	69.0 (L600)
Race State	Finished



Morphettville-Professional-2026-02-07

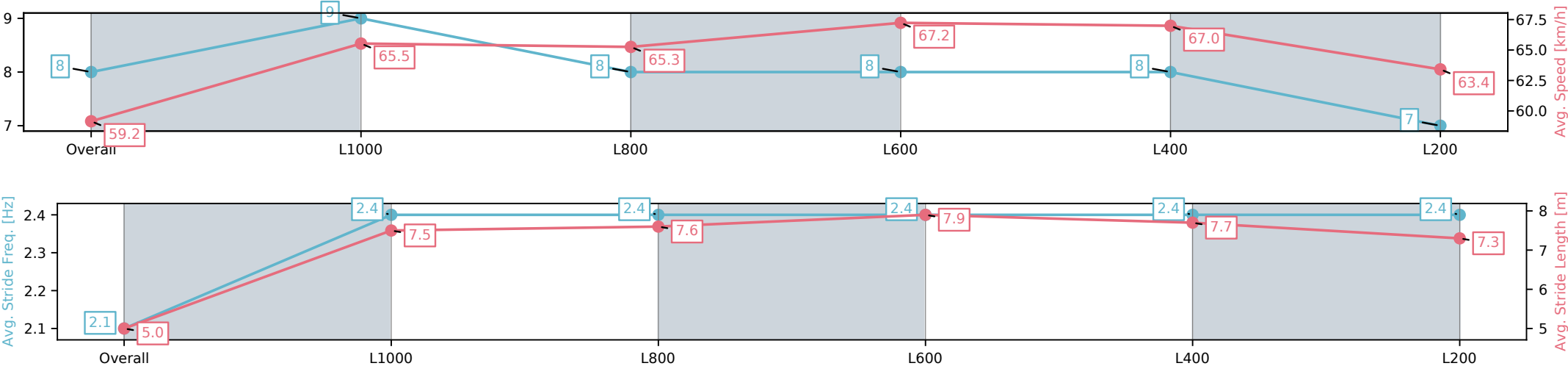
Race 8: Sportsbet Fast Form Handicap - 1100m

07 February 2026 - 3:58PM

Track Rating: Good 4, Weather: Fine, Rail Position: +3m 1200m-W/
Post, True Remainder



Section	Overall	L1000	L800	L600	L400	L200
Section Times	1:03.95[8] (0:09.04)	0:54.91[9] (0:11.00)	0:43.91[8] (0:11.04)	0:32.87[8] (0:10.67)	0:22.20[8] (0:10.77)	0:11.43[7] (0:11.43)
Average Speed [km/h]	59.2	65.5	65.3	67.2	67.0	63.4
Top Speed [km/h]	61.4	67.9	66.9	68.6	69.0	66.1
Avg. Dist. to Rail [m]	7.5	2.0	0.7	0.9	3.4	6.2
Avg. Stride Freq. [Hz]	2.1	2.4	2.4	2.4	2.4	2.4
Avg. Stride Length [m]	5.0	7.5	7.6	7.9	7.7	7.3



- [] Ranking at each section and finish
- :-:- No data available at this section
- NA No data available

Horse/Jockey Name	KARACASU/Taylor Johnstone
Finish Rank	9
Fastest Section Time (Section)	0:10.74 (L600)
Top Speed [km/h] (Section)	67.6 (L800)
Race State	Finished



Morphettville-Professional-2026-02-07

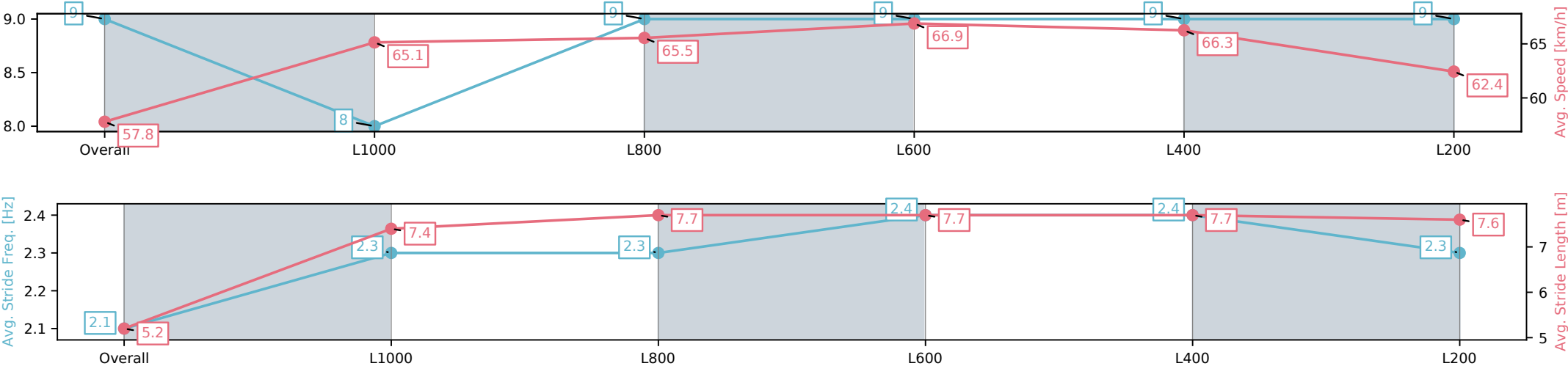
Race 8: Sportsbet Fast Form Handicap - 1100m

07 February 2026 - 3:58PM

Track Rating: Good 4, Weather: Fine, Rail Position: +3m 1200m-W/
Post, True Remainder



Section	Overall	L1000	L800	L600	L400	L200
Section Times	1:04.28[9] (0:09.03)	0:55.25[8] (0:11.07)	0:44.18[9] (0:10.98)	0:33.20[9] (0:10.74)	0:22.46[9] (0:10.85)	0:11.61[9] (0:11.61)
Average Speed [km/h]	57.8	65.1	65.5	66.9	66.3	62.4
Top Speed [km/h]	61.3	66.8	66.6	67.6	67.1	65.9
Avg. Dist. to Rail [m]	7.0	1.4	0.5	0.6	1.4	2.6
Avg. Stride Freq. [Hz]	2.1	2.3	2.3	2.4	2.4	2.3
Avg. Stride Length [m]	5.2	7.4	7.7	7.7	7.7	7.6



[] Ranking at each section and finish
-:-:- No data available at this section
NA No data available