



Morphettville-Professional-2026-02-07  
Race 1: Sportsbet Jockey Watch Handicap - 1050m  
07 February 2026 - 11:55AM



Track Rating: Good 4, Weather: Fine, Rail Position: +3m 1200m-W/Post, True Remainder

Section Field Times							Overall	L1000	L800	L600	L400	L200		
							1:01.44 (0:05.54)	0:55.90 (0:10.93)	0:44.96 (0:10.87)	0:34.09 (0:11.44)	0:22.66 (0:11.31)	0:11.35 (0:11.35)		
Position	#	Horse/Jockey	Barrier	Top Speed [km/h]	Fastest Section	First 400m							Margin	Distance Travelled From Winner [m]
1	2	REBEL TUESDAY	6	69.9	0:10.84	0:24.98	1:01.44	0:55.67 [4]	0:44.51 [5]	0:33.67 [6]	0:22.15 [6]	0:11.30 [2]	1:01.44	
		Jacob Opperman		600-400	800-600		(0:05.77)	(0:11.16)	(0:10.84)	(0:11.52)	(0:10.85)	(0:11.30)		
2	5	TOMMY'S LASS	2	67.4	0:10.96	0:24.75	1:01.56	0:56.02 [1]	0:45.02 [2]	0:34.06 [3]	0:22.69 [3]	0:11.47 [1]	0.81L	-4
		Celine Gaudray		1200-1000	800-600		(0:05.54)	(0:11.00)	(0:10.96)	(0:11.37)	(0:11.22)	(0:11.47)		
3	6	TULLY HART	3	69.0	0:10.67	0:24.87	1:02.41	0:56.56 [5]	0:45.52 [4]	0:34.85 [4]	0:23.52 [5]	0:12.05 [3]	6.52L	-6
		Teagan Voorham		1000-800	800-600		(0:05.85)	(0:11.04)	(0:10.67)	(0:11.33)	(0:11.47)	(0:12.05)		
4	3	FARNACE	5	69.8	0:10.73	0:24.75	1:02.55	0:56.90 [2]	0:45.84 [3]	0:35.11 [2]	0:23.70 [2]	0:12.02 [5]	7.49L	-2
		Jason Holder		1000-800	800-600		(0:05.65)	(0:11.06)	(0:10.73)	(0:11.41)	(0:11.68)	(0:12.02)		
5	4	MEADOWS FLYER	1	68.8	0:10.74	0:24.70	1:03.45	0:57.72 [3]	0:46.98 [1]	0:36.11 [1]	0:24.67 [1]	0:13.02 [4]	13.55L	-6
		Rochelle Milnes		1200-1000	1000-800		(0:05.73)	(0:10.74)	(0:10.87)	(0:11.44)	(0:11.65)	(0:13.02)		
6	1	A PARTY IN PENANG	4	70.0	0:10.38	0:25.03	1:04.63	0:58.19 [6]	0:47.35 [6]	0:36.97 [5]	0:25.75 [4]	0:13.65 [6]	21.54L	-7
		Jake Toeroek		1200-1000	800-600		(0:06.44)	(0:10.84)	(0:10.38)	(0:11.22)	(0:12.10)	(0:13.65)		

Horse/Jockey Name	REBEL TUESDAY/Jacob Opperman
Finish Rank	1
Fastest Section Time (Section)	0:10.84 (L800)
Top Speed [km/h] (Section)	69.9 (L600)
Race State	Finished



Morphettville-Professional-2026-02-07

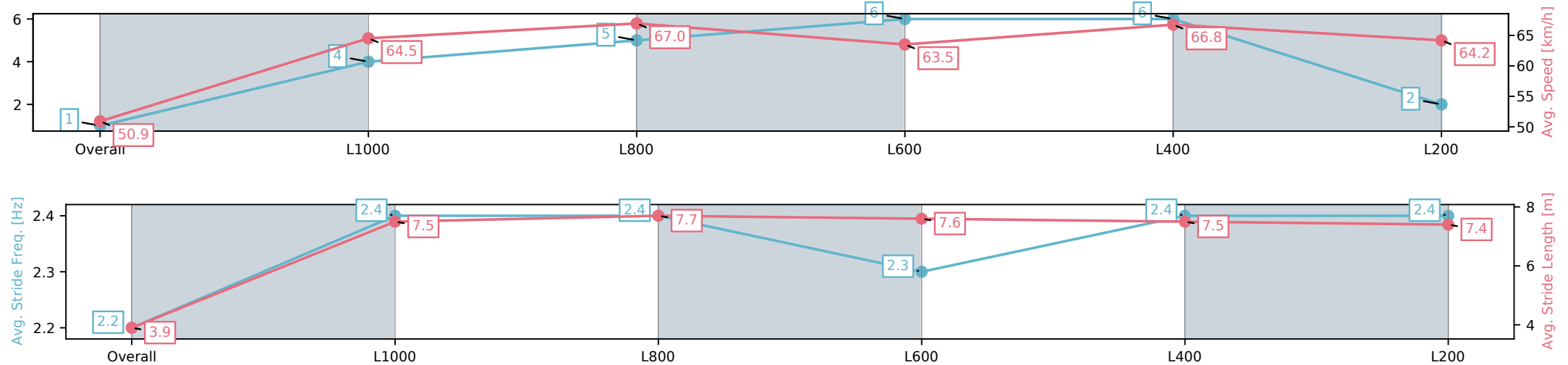
Race 1: Sportsbet Jockey Watch Handicap - 1050m

07 February 2026 - 11:55AM

Track Rating: Good 4, Weather: Fine, Rail Position: +3m 1200m-W/  
Post, True Remainder



Section	Overall	L1000	L800	L600	L400	L200
Section Times	1:01.44[1] (0:05.77)	0:55.67[4] (0:11.16)	0:44.51[5] (0:10.84)	0:33.67[6] (0:11.52)	0:22.15[6] (0:10.85)	0:11.30[2] (0:11.30)
Average Speed [km/h]	50.9	64.5	67.0	63.5	66.8	64.2
Top Speed [km/h]	55.1	69.0	68.9	64.4	69.9	67.1
Avg. Dist. to Rail [m]	6.2	4.0	2.6	3.2	4.3	4.5
Avg. Stride Freq. [Hz]	2.2	2.4	2.4	2.3	2.4	2.4
Avg. Stride Length [m]	3.9	7.5	7.7	7.6	7.5	7.4



[ ] Ranking at each section and finish  
-:-:- No data available at this section  
NA No data available

Horse/Jockey Name	TOMMY'S LASS/Celine Gaudray
Finish Rank	2
Fastest Section Time (Section)	0:10.96 (L800)
Top Speed [km/h] (Section)	67.4 (Overall)
Race State	Finished



Morphettville-Professional-2026-02-07

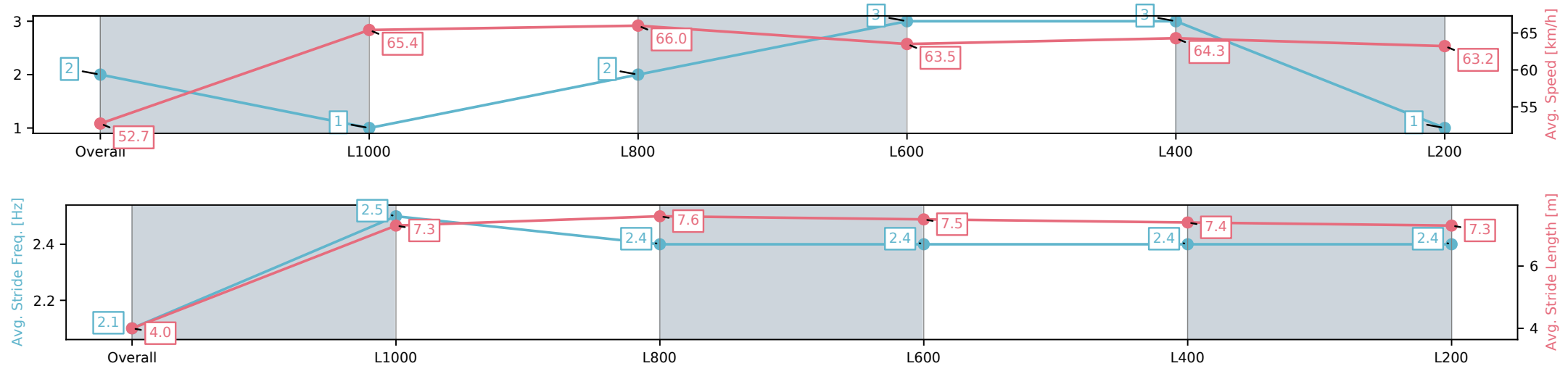
Race 1: Sportsbet Jockey Watch Handicap - 1050m

07 February 2026 - 11:55AM

Track Rating: Good 4, Weather: Fine, Rail Position: +3m 1200m-W/  
Post, True Remainder



Section	Overall	L1000	L800	L600	L400	L200
Section Times	1:01.56[2] (0:05.54)	0:56.02[1] (0:11.00)	0:45.02[2] (0:10.96)	0:34.06[3] (0:11.37)	0:22.69[3] (0:11.22)	0:11.47[1] (0:11.47)
Average Speed [km/h]	52.7	65.4	66.0	63.5	64.3	63.2
Top Speed [km/h]	56.7	67.4	67.1	64.8	66.0	65.5
Avg. Dist. to Rail [m]	1.8	2.2	1.8	0.9	1.8	2.5
Avg. Stride Freq. [Hz]	2.1	2.5	2.4	2.4	2.4	2.4
Avg. Stride Length [m]	4.0	7.3	7.6	7.5	7.4	7.3



[ ] Ranking at each section and finish  
-:-:- No data available at this section  
NA No data available

Horse/Jockey Name	TULLY HART/Teagan Voorham
Finish Rank	3
Fastest Section Time (Section)	0:10.67 (L800)
Top Speed [km/h] (Section)	69.0 (L1000)
Race State	Finished



Morphettville-Professional-2026-02-07

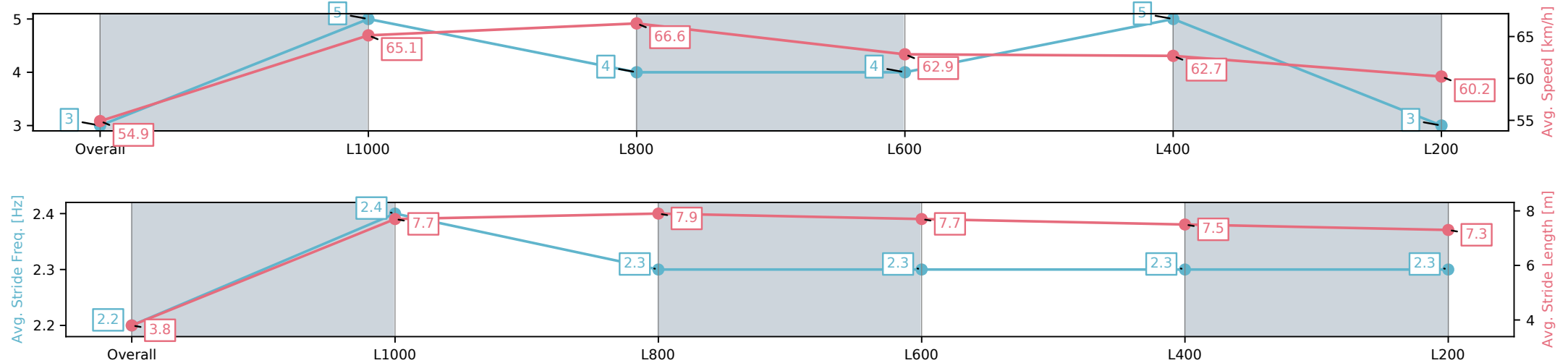
Race 1: Sportsbet Jockey Watch Handicap - 1050m

07 February 2026 - 11:55AM

Track Rating: Good 4, Weather: Fine, Rail Position: +3m 1200m-W/  
Post, True Remainder



Section	Overall	L1000	L800	L600	L400	L200
Section Times	1:02.41[3] (0:05.85)	0:56.56[5] (0:11.04)	0:45.52[4] (0:10.67)	0:34.85[4] (0:11.33)	0:23.52[5] (0:11.47)	0:12.05[3] (0:12.05)
Average Speed [km/h]	54.9	65.1	66.6	62.9	62.7	60.2
Top Speed [km/h]	57.6	68.3	69.0	64.2	63.9	62.8
Avg. Dist. to Rail [m]	2.6	1.1	2.7	2.2	1.5	3.7
Avg. Stride Freq. [Hz]	2.2	2.4	2.3	2.3	2.3	2.3
Avg. Stride Length [m]	3.8	7.7	7.9	7.7	7.5	7.3



[ ] Ranking at each section and finish  
-:-:- No data available at this section  
NA No data available

Horse/Jockey Name	FARNACE/Jason Holder
Finish Rank	4
Fastest Section Time (Section)	0:10.73 (L800)
Top Speed [km/h] (Section)	69.8 (L1000)
Race State	Finished



Morphettville-Professional-2026-02-07

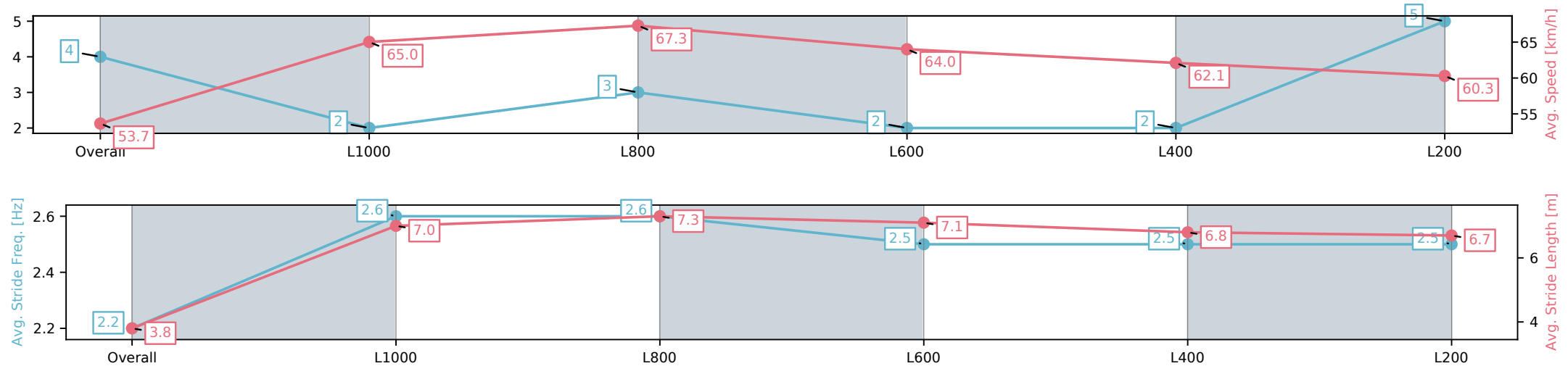
Race 1: Sportsbet Jockey Watch Handicap - 1050m

07 February 2026 - 11:55AM

Track Rating: Good 4, Weather: Fine, Rail Position: +3m 1200m-W/  
Post, True Remainder



Section	Overall	L1000	L800	L600	L400	L200
Section Times	1:02.55[4] (0:05.65)	0:56.90[2] (0:11.06)	0:45.84[3] (0:10.73)	0:35.11[2] (0:11.41)	0:23.70[2] (0:11.68)	0:12.02[5] (0:12.02)
Average Speed [km/h]	53.7	65.0	67.3	64.0	62.1	60.3
Top Speed [km/h]	55.8	69.7	69.8	65.6	63.0	63.8
Avg. Dist. to Rail [m]	3.9	2.7	0.9	2.7	5.5	6.2
Avg. Stride Freq. [Hz]	2.2	2.6	2.6	2.5	2.5	2.5
Avg. Stride Length [m]	3.8	7.0	7.3	7.1	6.8	6.7



[ ] Ranking at each section and finish  
-:-:- No data available at this section  
NA No data available

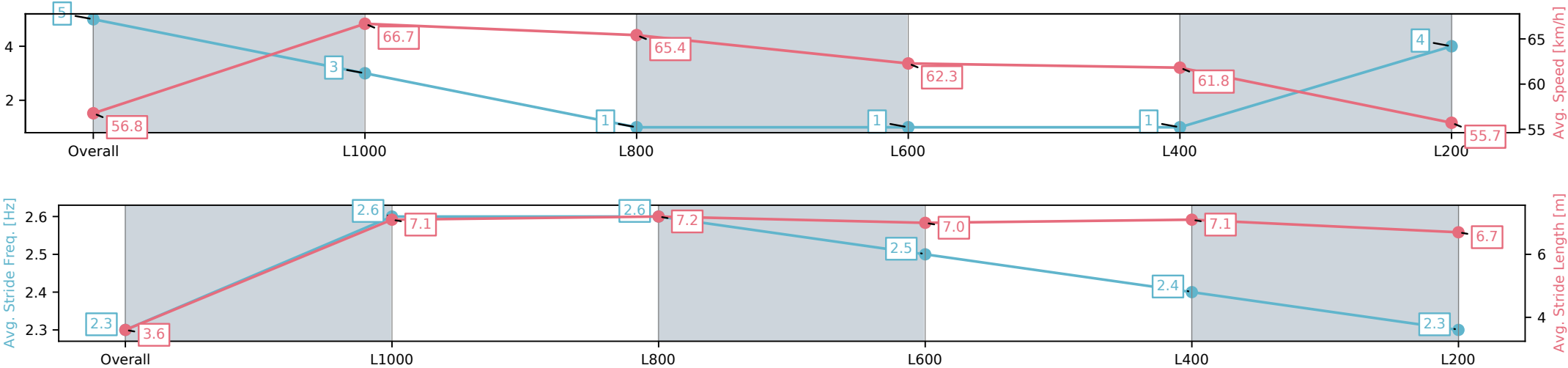
Horse/Jockey Name	MEADOWS FLYER/Rochelle Milnes
Finish Rank	5
Fastest Section Time (Section)	0:10.74 (L1000)
Top Speed [km/h] (Section)	68.8 (Overall)
Race State	Finished



Morphettville-Professional-2026-02-07  
Race 1: Sportsbet Jockey Watch Handicap - 1050m  
07 February 2026 - 11:55AM  
Track Rating: Good 4, Weather: Fine, Rail Position: +3m 1200m-W/  
Post, True Remainder



Section	Overall	L1000	L800	L600	L400	L200
Section Times	1:03.45[5] (0:05.73)	0:57.72[3] (0:10.74)	0:46.98[1] (0:10.87)	0:36.11[1] (0:11.44)	0:24.67[1] (0:11.65)	0:13.02[4] (0:13.02)
Average Speed [km/h]	56.8	66.7	65.4	62.3	61.8	55.7
Top Speed [km/h]	59.4	68.8	68.3	63.8	63.0	59.8
Avg. Dist. to Rail [m]	1.9	1.7	1.8	1.2	1.2	2.8
Avg. Stride Freq. [Hz]	2.3	2.6	2.6	2.5	2.4	2.3
Avg. Stride Length [m]	3.6	7.1	7.2	7.0	7.1	6.7



[ ] Ranking at each section and finish  
-:-:- No data available at this section  
NA No data available

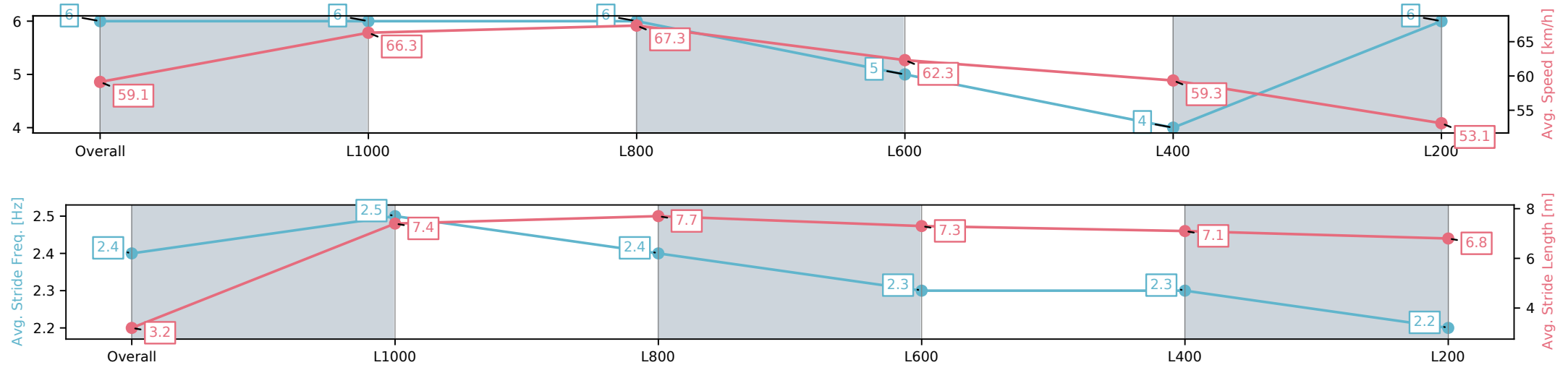
Horse/Jockey Name	A PARTY IN PENANG/Jake Toeroek
Finish Rank	6
Fastest Section Time (Section)	0:10.38 (L800)
Top Speed [km/h] (Section)	70.0 (Overall)
Race State	Finished



Morphettville-Professional-2026-02-07  
Race 1: Sportsbet Jockey Watch Handicap - 1050m  
07 February 2026 - 11:55AM  
Track Rating: Good 4, Weather: Fine, Rail Position: +3m 1200m-W/  
Post, True Remainder



Section	Overall	L1000	L800	L600	L400	L200
Section Times	1:04.63[6] (0:06.44)	0:58.19[6] (0:10.84)	0:47.35[6] (0:10.38)	0:36.97[5] (0:11.22)	0:25.75[4] (0:12.10)	0:13.65[6] (0:13.65)
Average Speed [km/h]	59.1	66.3	67.3	62.3	59.3	53.1
Top Speed [km/h]	61.0	70.0	69.7	64.0	61.2	57.6
Avg. Dist. to Rail [m]	4.4	5.2	6.9	5.7	1.2	3.2
Avg. Stride Freq. [Hz]	2.4	2.5	2.4	2.3	2.3	2.2
Avg. Stride Length [m]	3.2	7.4	7.7	7.3	7.1	6.8



[ ] Ranking at each section and finish  
-:-:- No data available at this section  
NA No data available