



Morphettville-Professional-2026-01-31

Race 11: M&J Chickens Handicap - 1200m

31 January 2026 - 5:30PM

Track Rating: Good 4, Weather: Fine, Rail Position: True



Section

Field Times

							Overall	L1000	L800	L600	L400	L200		
							1:09.65 (0:13.69)	0:55.96 (0:10.83)	0:45.13 (0:10.75)	0:34.38 (0:10.93)	0:23.45 (0:11.30)	0:12.15 (0:12.15)		
Position	#	Horse/Jockey	Barrier	Top Speed [km/h]	Fastest Section	First 400m							Margin	Distance Travelled From Winner [m]
1	2	THE STALKER	6	67.6	0:10.75	0:24.52	1:09.65	0:55.97 [1]	0:45.13 [1]	0:34.38 [1]	0:23.45 [1]	0:12.15 [2]	1:09.65	
		Alana Livesey		1200-1000	800-600		(0:13.68)	(0:10.84)	(0:10.75)	(0:10.93)	(0:11.30)	(0:12.15)		
2	13	ANGEL TORQUE	12	68.7	0:10.67	0:24.88	1:09.69	0:55.48 [3]	0:44.81 [3]	0:34.09 [3]	0:23.28 [3]	0:12.19 [1]	0.25L	-1
		Emily Finnegan		800-600	1000-800		(0:14.21)	(0:10.67)	(0:10.72)	(0:10.81)	(0:11.09)	(0:12.19)		
3	8	BURNING BRIGHT	4	68.2	0:10.89	0:25.28	1:09.78	0:55.53 [4]	0:44.50 [4]	0:33.61 [4]	0:22.69 [4]	0:11.70 [5]	0.88L	+2
		Taylor Johnstone		1000-800	800-600		(0:14.25)	(0:11.03)	(0:10.89)	(0:10.92)	(0:10.99)	(0:11.70)		
4	11	STAR SIRIUS	5	67.7	0:10.74	0:25.71	1:09.79	0:55.23 [7]	0:44.08 [7]	0:33.09 [7]	0:22.35 [7]	0:11.56 [6]	0.91L	-1
		Jake Toeroek		600-400	600-400		(0:14.56)	(0:11.15)	(0:10.99)	(0:10.74)	(0:10.79)	(0:11.56)		
5	6	CLARENCE	1	68.4	0:10.61	0:25.65	1:09.81	0:55.31 [6]	0:44.16 [6]	0:33.29 [6]	0:22.68 [5]	0:11.88 [4]	1.03L	-1
		Kayla Crowther		800-600	600-400		(0:14.50)	(0:11.15)	(0:10.87)	(0:10.61)	(0:10.80)	(0:11.88)		
6	1	VEXATIOUS DANCER	7	67.4	0:10.88	0:25.38	1:09.91	0:55.60 [5]	0:44.53 [5]	0:33.49 [5]	0:22.50 [6]	0:11.62 [7]	1.69L	+0
		Campbell Rawiller		600-400	400-200		(0:14.31)	(0:11.07)	(0:11.04)	(0:10.99)	(0:10.88)	(0:11.62)		
7	15	HIGH ON SUGAR	2	67.6	0:10.74	0:25.78	1:09.96	0:55.33 [9]	0:44.18 [8]	0:33.19 [8]	0:22.45 [8]	0:11.56 [8]	1.99L	+1
		Todd Pannell		800-600	600-400		(0:14.63)	(0:11.15)	(0:10.99)	(0:10.74)	(0:10.89)	(0:11.56)		
8	4	ZEBELLA	3	68.4	0:10.66	0:24.83	1:10.15	0:56.03 [2]	0:45.32 [2]	0:34.66 [2]	0:23.77 [2]	0:12.56 [3]	3.21L	+0
		Alysha Warren		1000-800	800-600		(0:14.12)	(0:10.71)	(0:10.66)	(0:10.89)	(0:11.21)	(0:12.56)		
9	14	SHADOW EAGLE	11	67.4	0:10.76	0:26.01	1:10.29	0:55.50 [11]	0:44.28 [10]	0:33.35 [10]	0:22.59 [9]	0:11.65 [9]	4.12L	+0
		Connor Murtagh		800-600	600-400		(0:14.79)	(0:11.22)	(0:10.93)	(0:10.76)	(0:10.94)	(0:11.65)		
10	12	VOLTAGE POINT	8	67.4	0:10.94	0:25.94	1:10.46	0:55.84 [8]	0:44.52 [9]	0:33.58 [9]	0:22.56 [10]	0:11.49 [12]	5.23L	+4
		Isaac Sit		1000-800	800-600		(0:14.62)	(0:11.32)	(0:10.94)	(0:11.02)	(0:11.07)	(0:11.49)		

Scratched: Shisuta Bo (#9), Thunder Shoc (#10), Longtimedreaming (#16), Startide (#17), Outpost (#18), Scandalize (#19), Big Brute (#20)

Report Created: Sat 31 January 2026 18:21:51 GMT+11 (Note: Timing is based on positional data)

Page 1/15

[] Position in running at each section and finish
-:-:- No data available at this section
NA No data available
Background shading for fastest section

Saddle cloth number
DNF Did not finish
DNT Did not track



Morphettville-Professional-2026-01-31

Race 11: M&J Chickens Handicap - 1200m

31 January 2026 - 5:30PM

Track Rating: Good 4, Weather: Fine, Rail Position: True



Section

Field Times

Overall

1:09.65

(0:13.69)

L1000

0:55.96

(0:10.83)

L800

0:45.13

(0:10.75)

L600

0:34.38

(0:10.93)

L400

0:23.45

(0:11.30)

L200

0:12.15

(0:12.15)

Position	#	Horse/Jockey	Barrier	Top Speed [km/h]	Fastest Section	First 400m	Overall	L1000	L800	L600	L400	L200	Margin	Distance Travelled From Winner [m]
11	3	THREE RINGS	13	67.9	0:10.80	0:26.20	1:10.46	0:55.59 [12]	0:44.26 [13]	0:33.36 [12]	0:22.56 [10]	0:11.62 [10]	5.24L	+2
		Brooke King		1000-800	600-400		(0:14.87)	(0:11.33)	(0:10.90)	(0:10.80)	(0:10.94)	(0:11.62)		
12	7	TANNENBURG	10	69.3	0:10.86	0:26.12	1:10.50	0:55.54 [13]	0:44.38 [11]	0:33.52 [11]	0:22.59 [12]	0:11.60 [11]	5.52L	+4
		Caitlyn Munro		800-600	800-600		(0:14.96)	(0:11.16)	(0:10.86)	(0:10.93)	(0:10.99)	(0:11.60)		
13	5	HOWL	9	66.7	0:10.87	0:26.14	1:10.70	0:55.93 [10]	0:44.56 [12]	0:33.58 [13]	0:22.71 [13]	0:11.67 [13]	6.79L	-1
		Jason Holder		800-600	600-400		(0:14.77)	(0:11.37)	(0:10.98)	(0:10.87)	(0:11.04)	(0:11.67)		

Scratched: Shisuta Bo (#9), Thunder Shoc (#10), Longtimedreaming (#16), Startide (#17), Outpost (#18), Scandalize (#19), Big Brute (#20)

Horse/Jockey Name	THE STALKER/Alana Livesey
Finish Rank	1
Fastest Section Time (Section)	0:10.75 (L800)
Top Speed [km/h] (Section)	67.6 (Overall)
Race State	Finished



Morphettville-Professional-2026-01-31

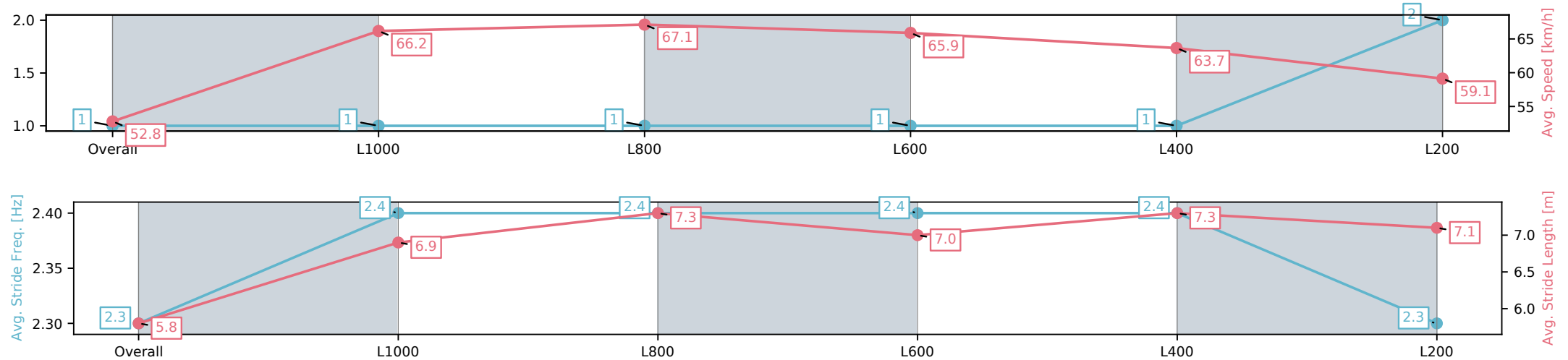
Race 11: M&J Chickens Handicap - 1200m

31 January 2026 - 5:30PM

Track Rating: Good 4, Weather: Fine, Rail Position: True



Section	Overall	L1000	L800	L600	L400	L200
Section Times	1:09.65[1] (0:13.68)	0:55.97[1] (0:10.84)	0:45.13[1] (0:10.75)	0:34.38[1] (0:10.93)	0:23.45[1] (0:11.30)	0:12.15[2] (0:12.15)
Average Speed [km/h]	52.8	66.2	67.1	65.9	63.7	59.1
Top Speed [km/h]	66.1	67.6	67.6	66.5	65.0	62.1
Avg. Dist. to Rail [m]	5.4	0.8	0.5	0.3	0.3	0.5
Avg. Stride Freq. [Hz]	2.3	2.4	2.4	2.4	2.4	2.3
Avg. Stride Length [m]	5.8	6.9	7.3	7.0	7.3	7.1



[] Ranking at each section and finish
-:-:- No data available at this section
NA No data available

Horse/Jockey Name	ANGEL TORQUE/Emily Finnegan
Finish Rank	2
Fastest Section Time (Section)	0:10.67 (L1000)
Top Speed [km/h] (Section)	68.7 (L800)
Race State	Finished



Morphettville-Professional-2026-01-31

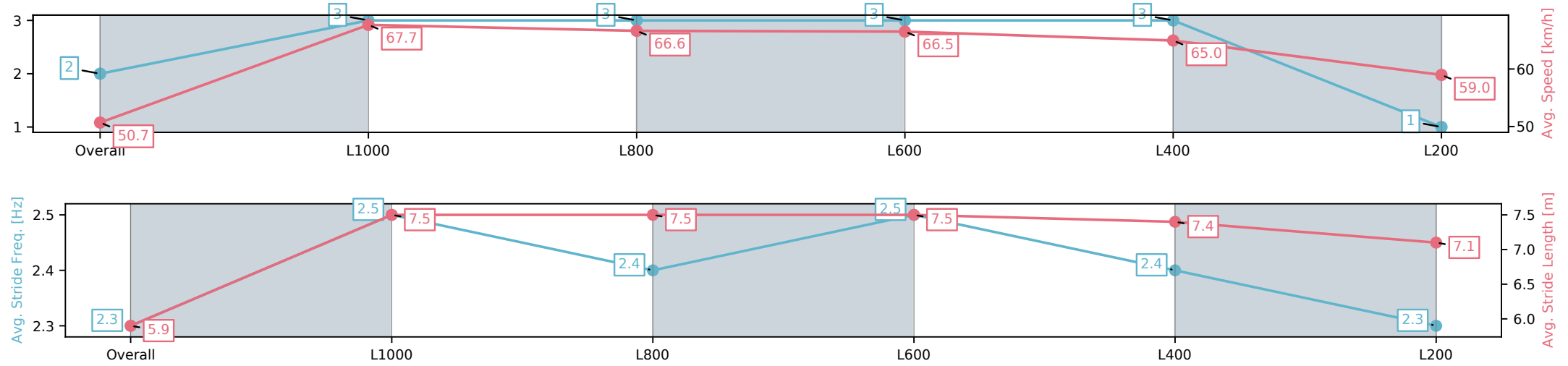
Race 11: M&J Chickens Handicap - 1200m

31 January 2026 - 5:30PM

Track Rating: Good 4, Weather: Fine, Rail Position: True



Section	Overall	L1000	L800	L600	L400	L200
Section Times	1:09.69[2] (0:14.21)	0:55.48[3] (0:10.67)	0:44.81[3] (0:10.72)	0:34.09[3] (0:10.81)	0:23.28[3] (0:11.09)	0:12.19[1] (0:12.19)
Average Speed [km/h]	50.7	67.7	66.6	66.5	65.0	59.0
Top Speed [km/h]	67.2	68.3	68.7	68.7	67.3	63.2
Avg. Dist. to Rail [m]	6.8	1.4	1.6	0.5	1.2	2.6
Avg. Stride Freq. [Hz]	2.3	2.5	2.4	2.5	2.4	2.3
Avg. Stride Length [m]	5.9	7.5	7.5	7.5	7.4	7.1



[] Ranking at each section and finish
-:-:- No data available at this section
NA No data available

Horse/Jockey Name	BURNING BRIGHT/Taylor Johnstone
Finish Rank	3
Fastest Section Time (Section)	0:10.89 (L800)
Top Speed [km/h] (Section)	68.2 (L1000)
Race State	Finished



Morphettville-Professional-2026-01-31

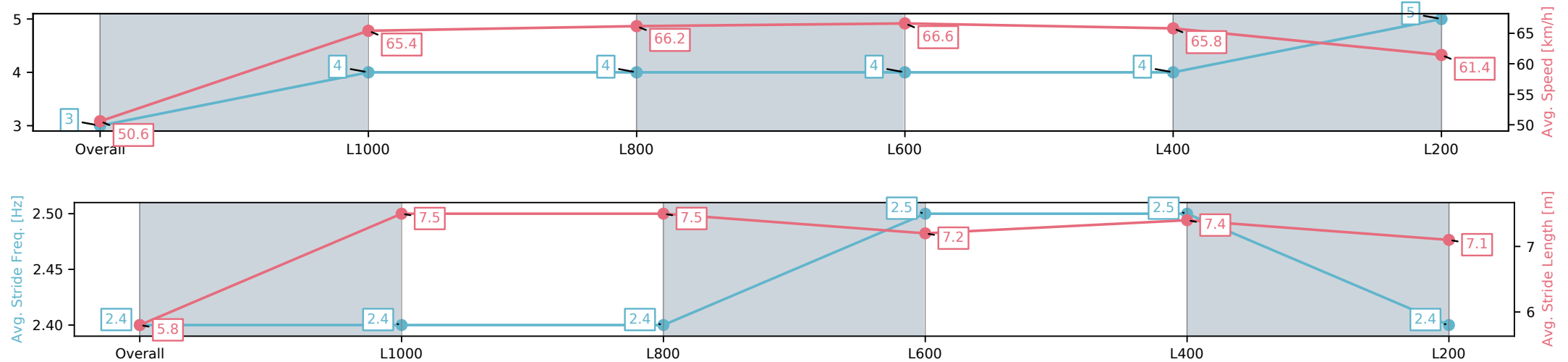
Race 11: M&J Chickens Handicap - 1200m

31 January 2026 - 5:30PM

Track Rating: Good 4, Weather: Fine, Rail Position: True



Section	Overall	L1000	L800	L600	L400	L200
Section Times	1:09.78[3] (0:14.25)	0:55.53[4] (0:11.03)	0:44.50[4] (0:10.89)	0:33.61[4] (0:10.92)	0:22.69[4] (0:10.99)	0:11.70[5] (0:11.70)
Average Speed [km/h]	50.6	65.4	66.2	66.6	65.8	61.4
Top Speed [km/h]	64.4	66.3	68.2	66.9	67.1	64.3
Avg. Dist. to Rail [m]	3.0	0.8	1.0	1.6	3.5	5.8
Avg. Stride Freq. [Hz]	2.4	2.4	2.4	2.5	2.5	2.4
Avg. Stride Length [m]	5.8	7.5	7.5	7.2	7.4	7.1



[] Ranking at each section and finish
-:-:- No data available at this section
NA No data available

Horse/Jockey Name	STAR SIRIUS/Jake Toeroek
Finish Rank	4
Fastest Section Time (Section)	0:10.74 (L600)
Top Speed [km/h] (Section)	67.7 (L600)
Race State	Finished



Morphettville-Professional-2026-01-31

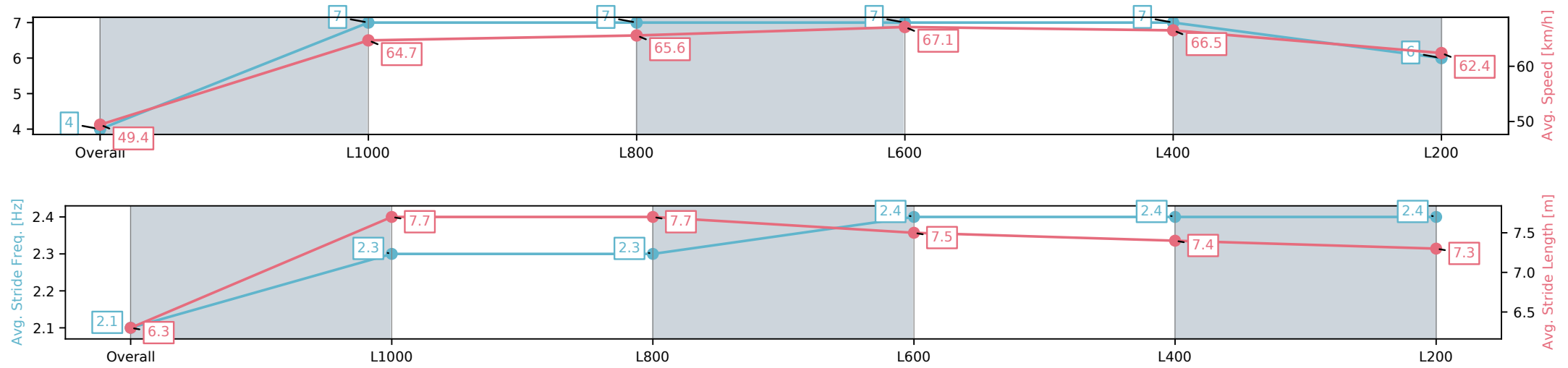
Race 11: M&J Chickens Handicap - 1200m

31 January 2026 - 5:30PM

Track Rating: Good 4, Weather: Fine, Rail Position: True



Section	Overall	L1000	L800	L600	L400	L200
Section Times	1:09.79[4] (0:14.56)	0:55.23[7] (0:11.15)	0:44.08[7] (0:10.99)	0:33.09[7] (0:10.74)	0:22.35[7] (0:10.79)	0:11.56[6] (0:11.56)
Average Speed [km/h]	49.4	64.7	65.6	67.1	66.5	62.4
Top Speed [km/h]	63.7	66.0	66.2	67.6	67.7	65.5
Avg. Dist. to Rail [m]	3.3	1.4	0.9	0.2	2.5	5.8
Avg. Stride Freq. [Hz]	2.1	2.3	2.3	2.4	2.4	2.4
Avg. Stride Length [m]	6.3	7.7	7.7	7.5	7.4	7.3



[] Ranking at each section and finish
-:-:- No data available at this section
NA No data available

Horse/Jockey Name	CLARENCE/Kayla Crowther
Finish Rank	5
Fastest Section Time (Section)	0:10.61 (L600)
Top Speed [km/h] (Section)	68.4 (L800)
Race State	Finished



Morphettville-Professional-2026-01-31

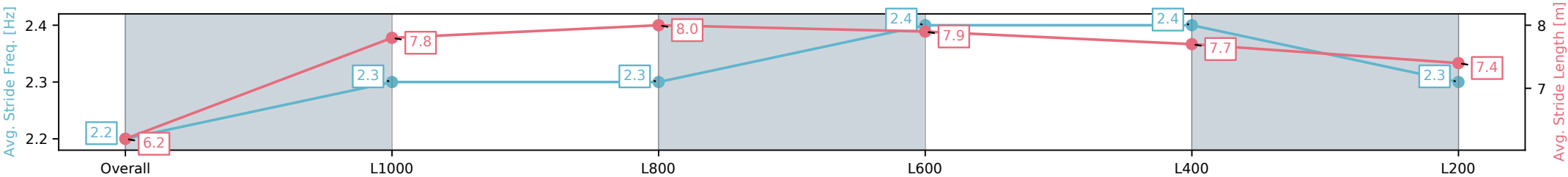
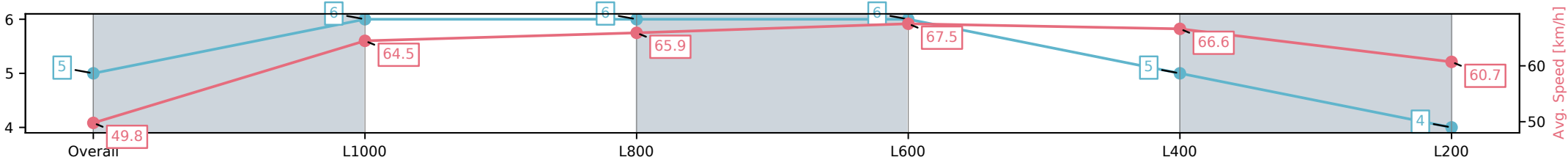
Race 11: M&J Chickens Handicap - 1200m

31 January 2026 - 5:30PM

Track Rating: Good 4, Weather: Fine, Rail Position: True



Section	Overall	L1000	L800	L600	L400	L200
Section Times	1:09.81[5] (0:14.50)	0:55.31[6] (0:11.15)	0:44.16[6] (0:10.87)	0:33.29[6] (0:10.61)	0:22.68[5] (0:10.80)	0:11.88[4] (0:11.88)
Average Speed [km/h]	49.8	64.5	65.9	67.5	66.6	60.7
Top Speed [km/h]	63.7	65.3	67.4	68.4	67.9	64.9
Avg. Dist. to Rail [m]	0.7	0.3	0.9	1.2	2.0	4.0
Avg. Stride Freq. [Hz]	2.2	2.3	2.3	2.4	2.4	2.3
Avg. Stride Length [m]	6.2	7.8	8.0	7.9	7.7	7.4



[] Ranking at each section and finish
-:-:- No data available at this section
NA No data available

Horse/Jockey Name	VEXATIOUS DANCER/Campbell Rawiller
Finish Rank	6
Fastest Section Time (Section)	0:10.88 (L400)
Top Speed [km/h] (Section)	67.4 (L600)
Race State	Finished



Morphettville-Professional-2026-01-31

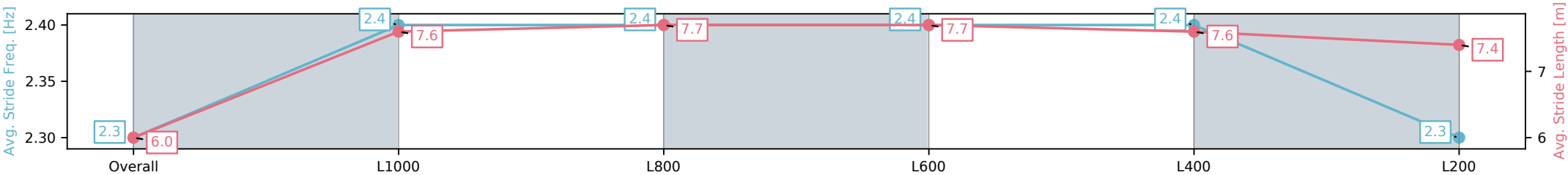
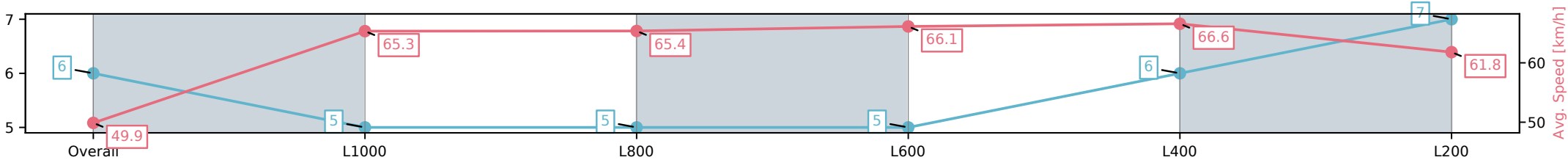
Race 11: M&J Chickens Handicap - 1200m

31 January 2026 - 5:30PM

Track Rating: Good 4, Weather: Fine, Rail Position: True



Section	Overall	L1000	L800	L600	L400	L200
Section Times	1:09.91[6] (0:14.31)	0:55.60[5] (0:11.07)	0:44.53[5] (0:11.04)	0:33.49[5] (0:10.99)	0:22.50[6] (0:10.88)	0:11.62[7] (0:11.62)
Average Speed [km/h]	49.9	65.3	65.4	66.1	66.6	61.8
Top Speed [km/h]	63.9	66.5	66.6	67.1	67.4	65.4
Avg. Dist. to Rail [m]	6.6	2.5	1.8	1.8	3.4	3.7
Avg. Stride Freq. [Hz]	2.3	2.4	2.4	2.4	2.4	2.3
Avg. Stride Length [m]	6.0	7.6	7.7	7.7	7.6	7.4



[] Ranking at each section and finish
-:-:- No data available at this section
NA No data available

Horse/Jockey Name	HIGH ON SUGAR/Todd Pannell
Finish Rank	7
Fastest Section Time (Section)	0:10.74 (L600)
Top Speed [km/h] (Section)	67.6 (L800)
Race State	Finished



Morphettville-Professional-2026-01-31

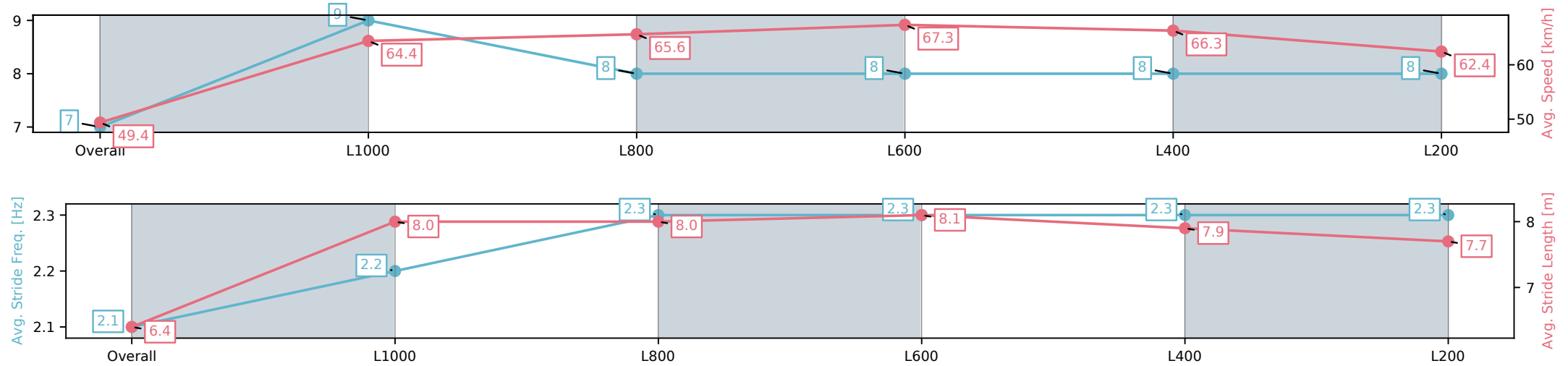
Race 11: M&J Chickens Handicap - 1200m

31 January 2026 - 5:30PM

Track Rating: Good 4, Weather: Fine, Rail Position: True



Section	Overall	L1000	L800	L600	L400	L200
Section Times	1:09.96[7] (0:14.63)	0:55.33[9] (0:11.15)	0:44.18[8] (0:10.99)	0:33.19[8] (0:10.74)	0:22.45[8] (0:10.89)	0:11.56[8] (0:11.56)
Average Speed [km/h]	49.4	64.4	65.6	67.3	66.3	62.4
Top Speed [km/h]	66.6	66.3	67.4	67.6	67.3	65.5
Avg. Dist. to Rail [m]	1.8	0.7	0.5	1.0	2.3	2.9
Avg. Stride Freq. [Hz]	2.1	2.2	2.3	2.3	2.3	2.3
Avg. Stride Length [m]	6.4	8.0	8.0	8.1	7.9	7.7



[] Ranking at each section and finish
-:-:- No data available at this section
NA No data available

Horse/Jockey Name	ZEBELLA/Alysha Warren
Finish Rank	8
Fastest Section Time (Section)	0:10.66 (L800)
Top Speed [km/h] (Section)	68.4 (L1000)
Race State	Finished



Morphettville-Professional-2026-01-31

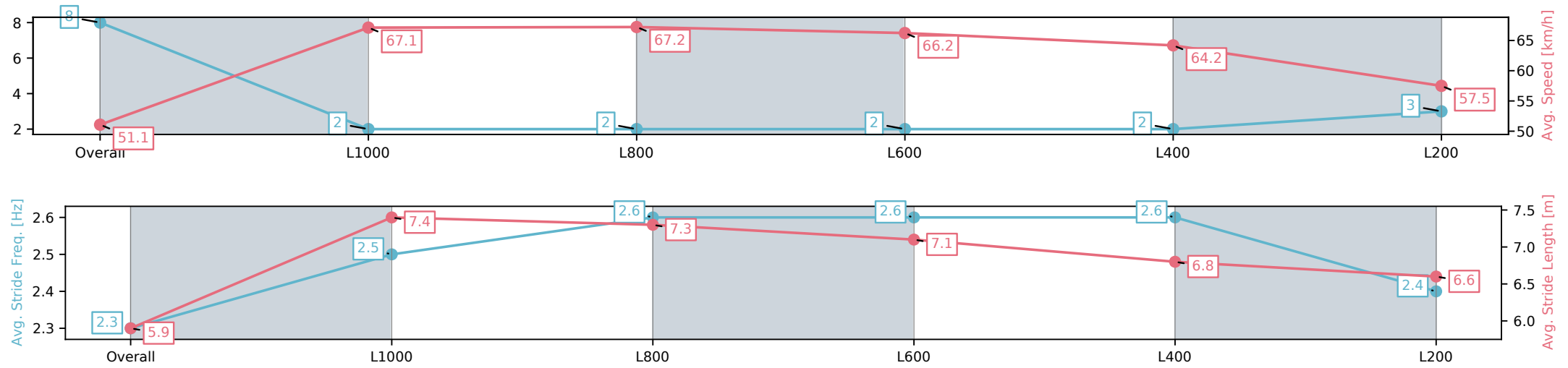
Race 11: M&J Chickens Handicap - 1200m

31 January 2026 - 5:30PM

Track Rating: Good 4, Weather: Fine, Rail Position: True



Section	Overall	L1000	L800	L600	L400	L200
Section Times	1:10.15[8] (0:14.12)	0:56.03[2] (0:10.71)	0:45.32[2] (0:10.66)	0:34.66[2] (0:10.89)	0:23.77[2] (0:11.21)	0:12.56[3] (0:12.56)
Average Speed [km/h]	51.1	67.1	67.2	66.2	64.2	57.5
Top Speed [km/h]	65.8	68.0	68.4	67.9	66.2	61.0
Avg. Dist. to Rail [m]	1.7	0.8	1.0	0.5	0.8	1.1
Avg. Stride Freq. [Hz]	2.3	2.5	2.6	2.6	2.6	2.4
Avg. Stride Length [m]	5.9	7.4	7.3	7.1	6.8	6.6



[] Ranking at each section and finish
-:-:- No data available at this section
NA No data available

Horse/Jockey Name	SHADOW EAGLE/Connor Murtagh
Finish Rank	9
Fastest Section Time (Section)	0:10.76 (L600)
Top Speed [km/h] (Section)	67.4 (L800)
Race State	Finished



Morphettville-Professional-2026-01-31

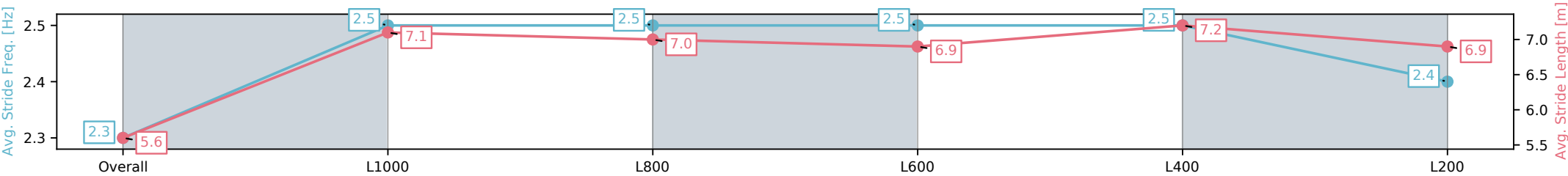
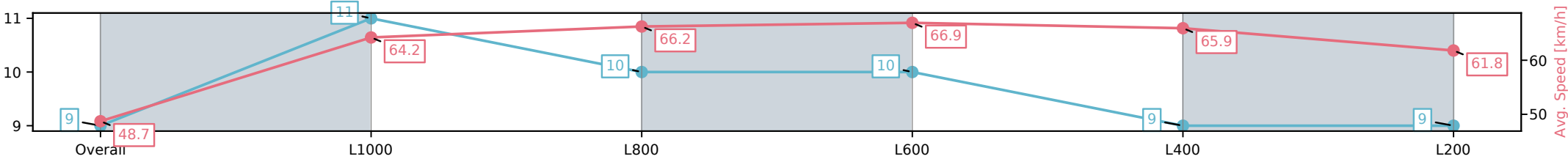
Race 11: M&J Chickens Handicap - 1200m

31 January 2026 - 5:30PM

Track Rating: Good 4, Weather: Fine, Rail Position: True



Section	Overall	L1000	L800	L600	L400	L200
Section Times	1:10.29[9] (0:14.79)	0:55.50[11] (0:11.22)	0:44.28[10] (0:10.93)	0:33.35[10] (0:10.76)	0:22.59[9] (0:10.94)	0:11.65[9] (0:11.65)
Average Speed [km/h]	48.7	64.2	66.2	66.9	65.9	61.8
Top Speed [km/h]	62.5	65.9	66.9	67.4	66.9	65.3
Avg. Dist. to Rail [m]	7.9	2.9	1.7	0.3	3.2	5.9
Avg. Stride Freq. [Hz]	2.3	2.5	2.5	2.5	2.5	2.4
Avg. Stride Length [m]	5.6	7.1	7.0	6.9	7.2	6.9



- [] Ranking at each section and finish
- :-:- No data available at this section
- NA No data available

Horse/Jockey Name	VOLTAGE POINT/Isaac Sit
Finish Rank	10
Fastest Section Time (Section)	0:10.94 (L800)
Top Speed [km/h] (Section)	67.4 (L1000)
Race State	Finished



Morphettville-Professional-2026-01-31

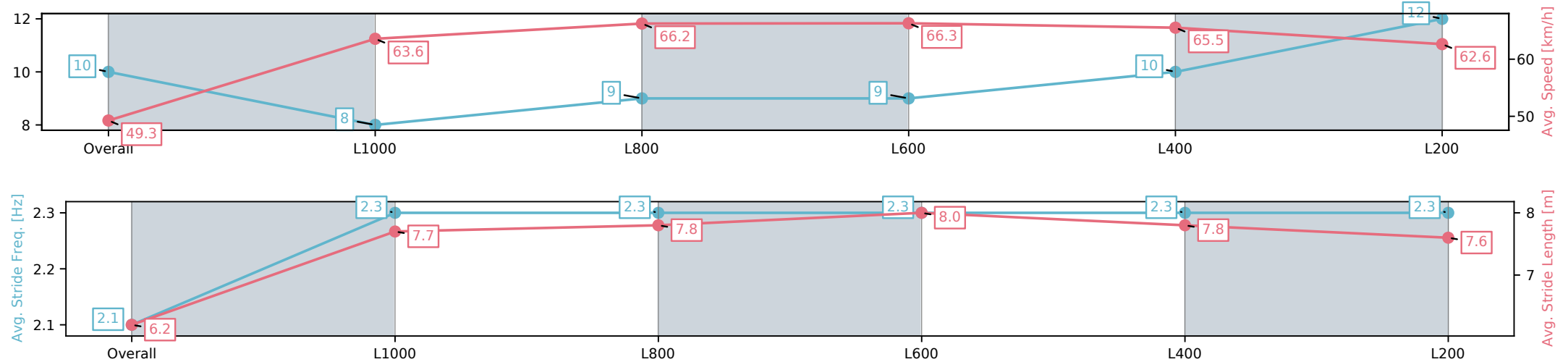
Race 11: M&J Chickens Handicap - 1200m

31 January 2026 - 5:30PM

Track Rating: Good 4, Weather: Fine, Rail Position: True



Section	Overall	L1000	L800	L600	L400	L200
Section Times	1:10.46[10] (0:14.62)	0:55.84[8] (0:11.32)	0:44.52[9] (0:10.94)	0:33.58[9] (0:11.02)	0:22.56[10] (0:11.07)	0:11.49[12] (0:11.49)
Average Speed [km/h]	49.3	63.6	66.2	66.3	65.5	62.6
Top Speed [km/h]	62.5	65.8	67.4	66.8	66.4	65.6
Avg. Dist. to Rail [m]	6.1	1.9	2.0	2.6	5.1	6.2
Avg. Stride Freq. [Hz]	2.1	2.3	2.3	2.3	2.3	2.3
Avg. Stride Length [m]	6.2	7.7	7.8	8.0	7.8	7.6



[] Ranking at each section and finish
-:-:- No data available at this section
NA No data available

Horse/Jockey Name	THREE RINGS/Brooke King
Finish Rank	11
Fastest Section Time (Section)	0:10.80 (L600)
Top Speed [km/h] (Section)	67.9 (L1000)
Race State	Finished



Morphettville-Professional-2026-01-31

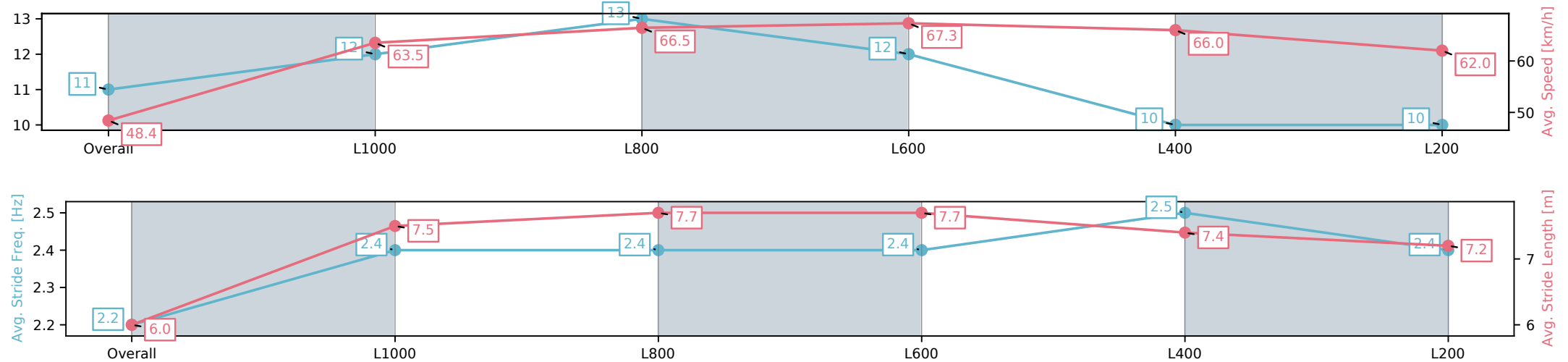
Race 11: M&J Chickens Handicap - 1200m

31 January 2026 - 5:30PM

Track Rating: Good 4, Weather: Fine, Rail Position: True



Section	Overall	L1000	L800	L600	L400	L200
Section Times	1:10.46[11] (0:14.87)	0:55.59[12] (0:11.33)	0:44.26[13] (0:10.90)	0:33.36[12] (0:10.80)	0:22.56[10] (0:10.94)	0:11.62[10] (0:11.62)
Average Speed [km/h]	48.4	63.5	66.5	67.3	66.0	62.0
Top Speed [km/h]	63.8	65.2	67.9	67.8	67.4	64.4
Avg. Dist. to Rail [m]	8.3	2.6	1.4	1.6	6.4	8.3
Avg. Stride Freq. [Hz]	2.2	2.4	2.4	2.4	2.5	2.4
Avg. Stride Length [m]	6.0	7.5	7.7	7.7	7.4	7.2



[] Ranking at each section and finish
-:-:- No data available at this section
NA No data available

Horse/Jockey Name	TANNENBURG/Caitlyn Munro
Finish Rank	12
Fastest Section Time (Section)	0:10.86 (L800)
Top Speed [km/h] (Section)	69.3 (L800)
Race State	Finished



Morphettville-Professional-2026-01-31

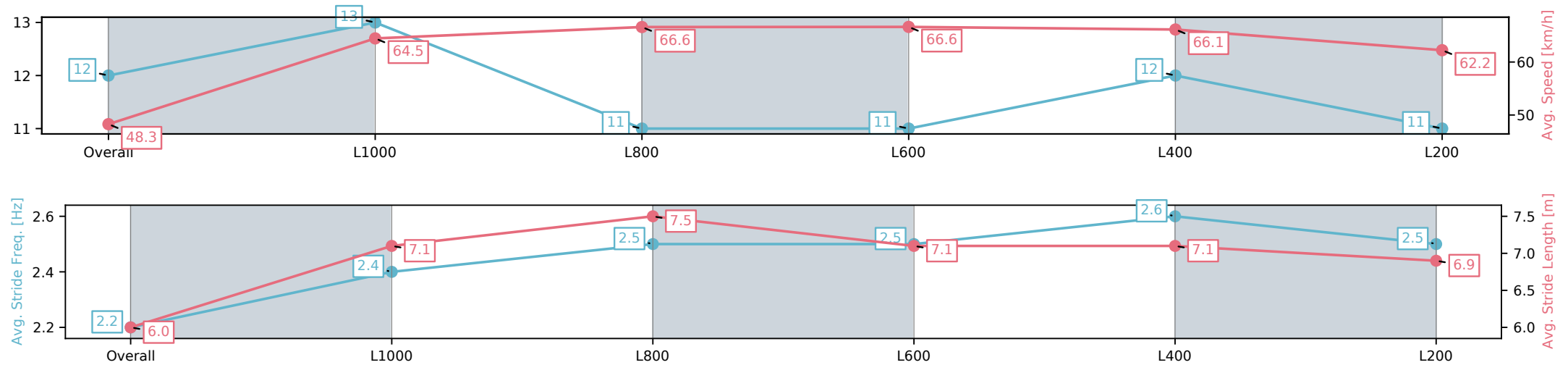
Race 11: M&J Chickens Handicap - 1200m

31 January 2026 - 5:30PM

Track Rating: Good 4, Weather: Fine, Rail Position: True



Section	Overall	L1000	L800	L600	L400	L200
Section Times	1:10.50[12] (0:14.96)	0:55.54[13] (0:11.16)	0:44.38[11] (0:10.86)	0:33.52[11] (0:10.93)	0:22.59[12] (0:10.99)	0:11.60[11] (0:11.60)
Average Speed [km/h]	48.3	64.5	66.6	66.6	66.1	62.2
Top Speed [km/h]	63.2	66.1	67.6	69.3	67.3	65.5
Avg. Dist. to Rail [m]	7.5	2.5	1.1	3.0	7.5	9.1
Avg. Stride Freq. [Hz]	2.2	2.4	2.5	2.5	2.6	2.5
Avg. Stride Length [m]	6.0	7.1	7.5	7.1	7.1	6.9



[] Ranking at each section and finish
-:-:- No data available at this section
NA No data available

Horse/Jockey Name	HOWL/Jason Holder
Finish Rank	13
Fastest Section Time (Section)	0:10.87 (L600)
Top Speed [km/h] (Section)	66.7 (L800)
Race State	Finished



Morphettville-Professional-2026-01-31

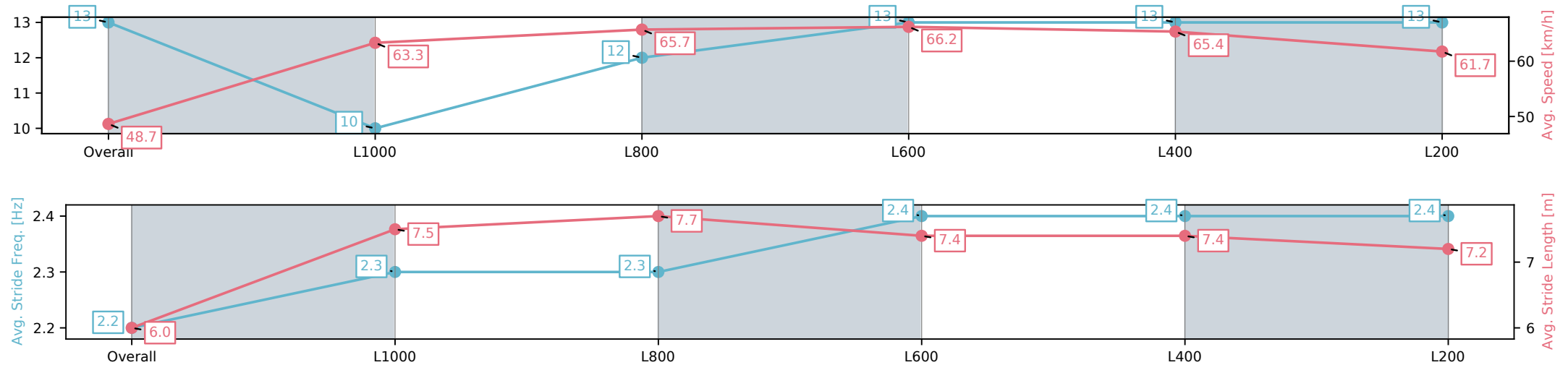
Race 11: M&J Chickens Handicap - 1200m

31 January 2026 - 5:30PM

Track Rating: Good 4, Weather: Fine, Rail Position: True



Section	Overall	L1000	L800	L600	L400	L200
Section Times	1:10.70[13] (0:14.77)	0:55.93[10] (0:11.37)	0:44.56[12] (0:10.98)	0:33.58[13] (0:10.87)	0:22.71[13] (0:11.04)	0:11.67[13] (0:11.67)
Average Speed [km/h]	48.7	63.3	65.7	66.2	65.4	61.7
Top Speed [km/h]	62.3	65.1	66.1	66.7	66.1	64.8
Avg. Dist. to Rail [m]	6.7	1.6	0.3	0.2	1.5	3.0
Avg. Stride Freq. [Hz]	2.2	2.3	2.3	2.4	2.4	2.4
Avg. Stride Length [m]	6.0	7.5	7.7	7.4	7.4	7.2



[] Ranking at each section and finish
-:-:- No data available at this section
NA No data available