



Morphettville-Professional-2026-01-31  
Race 10: Thomas Farms Handicap - 1050m  
31 January 2026 - 4:49PM



Track Rating: Good 4, Weather: Fine, Rail Position: True

Section  
Field Times

Overall  
1:00.28  
(0:05.26)

L1000  
0:55.02  
(0:10.95)

L800  
0:44.07  
(0:10.46)

L600  
0:33.60  
(0:10.70)

L400  
0:22.90  
(0:11.16)

L200  
0:11.74  
(0:11.74)

Position	#	Horse/Jockey	Barrier	Top Speed [km/h]	Fastest Section	First 400m	Overall	L1000	L800	L600	L400	L200	Margin	Distance Travelled From Winner [m]
1	5	MIC DROP	7	69.0	0:10.55	0:24.53	1:00.28	0:54.57 [10]	0:43.69 [6]	0:33.14 [4]	0:22.53 [4]	0:11.66 [3]	1:00.28	
		Kayla Crowther		1000-800	800-600		(0:05.71)	(0:10.88)	(0:10.55)	(0:10.61)	(0:10.87)	(0:11.66)		
2	8	BLANC VISAGE	2	73.3	0:10.54	0:24.80	1:00.28	0:54.62 [8]	0:43.38 [10]	0:32.84 [8]	0:22.27 [7]	0:11.46 [6]	0.01L	+1
		Teagan Voorham		1200-1000	800-600		(0:05.66)	(0:11.24)	(0:10.54)	(0:10.56)	(0:10.81)	(0:11.46)		
3	6	DAISYDOO	9	72.6	0:10.60	0:24.56	1:00.30	0:54.63 [9]	0:43.67 [7]	0:33.07 [7]	0:22.36 [6]	0:11.49 [5]	0.15L	+5
		Margaret Collett		1200-1000	800-600		(0:05.67)	(0:10.96)	(0:10.60)	(0:10.71)	(0:10.87)	(0:11.49)		
4	7	GOLD SPIRIT	5	70.0	0:10.42	0:25.09	1:00.45	0:53.96 [14]	0:43.17 [14]	0:32.75 [12]	0:22.33 [9]	0:11.52 [7]	1.14L	+0
		Brooke King		1200-1000	800-600		(0:06.49)	(0:10.79)	(0:10.42)	(0:10.42)	(0:10.81)	(0:11.52)		
5	19	BABAYKA	10	70.4	0:10.49	0:24.04	1:00.48	0:55.02 [3]	0:44.27 [1]	0:33.78 [2]	0:23.01 [2]	0:11.94 [1]	1.33L	+1
		Rochelle Milnes		1200-1000	800-600		(0:05.46)	(0:10.75)	(0:10.49)	(0:10.77)	(0:11.07)	(0:11.94)		
6	10	PURFECT LINE	6	69.3	0:10.64	0:24.82	1:00.48	0:54.90 [6]	0:43.67 [9]	0:32.97 [10]	0:22.33 [10]	0:11.47 [9]	1.34L	+7
		Caitlin Jones		800-600	600-400		(0:05.57)	(0:11.23)	(0:10.70)	(0:10.64)	(0:10.86)	(0:11.47)		
7	1	FLASHING STEEL	14	70.9	0:10.52	0:24.36	1:00.61	0:55.04 [5]	0:44.14 [4]	0:33.62 [3]	0:22.86 [3]	0:11.91 [4]	2.19L	+3
		Jacob Opperman		1000-800	800-600		(0:05.56)	(0:10.90)	(0:10.52)	(0:10.76)	(0:10.95)	(0:11.91)		
8	2	BEEN OUR ANGEL	12	71.3	0:10.40	0:23.98	1:00.62	0:55.19 [2]	0:44.35 [2]	0:33.95 [1]	0:23.24 [1]	0:12.07 [2]	2.26L	+2
		Todd Pannell		1000-800	800-600		(0:05.43)	(0:10.84)	(0:10.40)	(0:10.71)	(0:11.17)	(0:12.07)		
9	18	WALLY WEST	11	68.4	0:10.70	0:25.22	1:00.93	0:55.10 [12]	0:43.82 [12]	0:32.97 [13]	0:22.05 [14]	0:11.35 [13]	4.29L	+9
		Isaac Sit		600-400	400-200		(0:05.83)	(0:11.28)	(0:10.85)	(0:10.92)	(0:10.70)	(0:11.35)		
10	14	I AM PIKI	1	68.8	0:10.56	0:24.52	1:00.94	0:55.40 [4]	0:44.35 [5]	0:33.78 [5]	0:23.05 [5]	0:11.97 [8]	4.38L	+1
		Caitlyn Munro		1200-1000	800-600		(0:05.54)	(0:11.05)	(0:10.56)	(0:10.73)	(0:11.08)	(0:11.97)		

Scratched: Bristler (#4), Round Two (#12), In Love (#13), Effusiv (#15), Prancethrulife (#17), Runaway Belle (#20)

Report Created: Sat 31 January 2026 18:06:06 GMT+11 (Note: Timing is based on positional data)

Page 1/16

[ ] Position in running at each section and finish  
-:-:- No data available at this section  
NA No data available  
■ Background shading for fastest section

# Saddle cloth number  
DNF Did not finish  
DNT Did not track

data processed by  TRIPLESDATA



Morphettville-Professional-2026-01-31  
Race 10: Thomas Farms Handicap - 1050m  
31 January 2026 - 4:49PM

Track Rating: Good 4, Weather: Fine, Rail Position: True



Section  
Field Times

Overall  
1:00.28  
(0:05.26)

L1000  
0:55.02  
(0:10.95)

L800  
0:44.07  
(0:10.46)

L600  
0:33.60  
(0:10.70)

L400  
0:22.90  
(0:11.16)

L200  
0:11.74  
(0:11.74)

Position	#	Horse/Jockey	Barrier	Top Speed [km/h]	Fastest Section	First 400m							Margin	Distance Travelled From Winner [m]
11	11	HALLSTATT	4	69.0	0:10.56	0:24.93	1:01.02	0:55.40 [7]	0:44.00 [11]	0:33.43 [11]	0:22.66 [12]	0:11.67 [11]	4.9L	+3
		Alana Livesey		1000-800	800-600		(0:05.62)	(0:11.40)	(0:10.56)	(0:10.77)	(0:10.99)	(0:11.67)		
12	3	YASUKE	8	68.4	0:10.78	0:25.24	1:01.04	0:54.93 [13]	0:43.83 [13]	0:33.05 [14]	0:22.16 [13]	0:11.38 [14]	5.09L	+2
		Campbell Rawiller		1000-800	800-600		(0:06.11)	(0:11.10)	(0:10.78)	(0:10.89)	(0:10.78)	(0:11.38)		
13	16	CUBAN WATERS	3	67.9	0:10.79	0:24.53	1:01.30	0:56.04 [1]	0:44.88 [3]	0:34.09 [6]	0:23.22 [8]	0:12.06 [10]	6.79L	+1
		Will Price		1200-1000	800-600		(0:05.26)	(0:11.16)	(0:10.79)	(0:10.87)	(0:11.16)	(0:12.06)		
14	9	NOBLE MAGNATE	13	71.8	0:10.73	0:24.77	1:01.41	0:55.67 [11]	0:44.69 [8]	0:33.96 [9]	0:23.20 [11]	0:12.01 [12]	7.5L	+8
		Lauren Stojakovic		1200-1000	800-600		(0:05.74)	(0:10.98)	(0:10.73)	(0:10.76)	(0:11.19)	(0:12.01)		

Scratched: Bristler (#4), Round Two (#12), In Love (#13), Effusiv (#15), Prancethrulife (#17), Runaway Belle (#20)

Horse/Jockey Name	MIC DROP/Kayla Crowther
Finish Rank	1
Fastest Section Time (Section)	0:10.55 (L800)
Top Speed [km/h] (Section)	69.0 (L1000)
Race State	Finished



Morphettville-Professional-2026-01-31

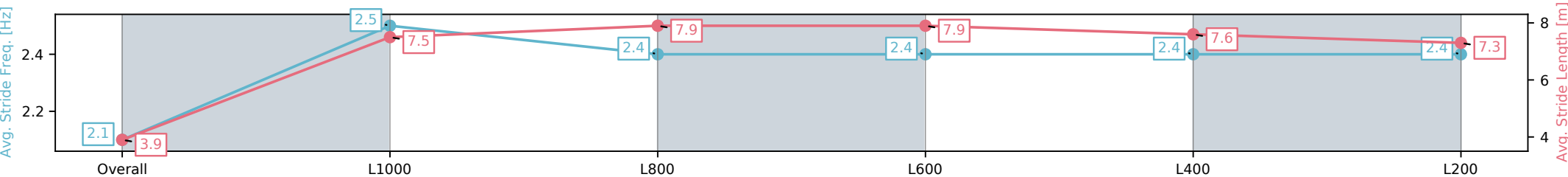
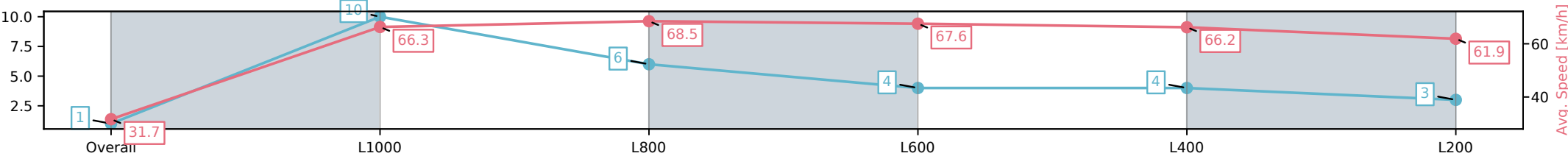
Race 10: Thomas Farms Handicap - 1050m

31 January 2026 - 4:49PM

Track Rating: Good 4, Weather: Fine, Rail Position: True



Section	Overall	L1000	L800	L600	L400	L200
Section Times	1:00.28[1] (0:05.71)	0:54.57[10] (0:10.88)	0:43.69[6] (0:10.55)	0:33.14[4] (0:10.61)	0:22.53[4] (0:10.87)	0:11.66[3] (0:11.66)
Average Speed [km/h]	31.7	66.3	68.5	67.6	66.2	61.9
Top Speed [km/h]	58.3	68.7	69.0	68.3	67.4	65.5
Avg. Dist. to Rail [m]	8.2	3.5	1.5	0.6	2.1	5.5
Avg. Stride Freq. [Hz]	2.1	2.5	2.4	2.4	2.4	2.4
Avg. Stride Length [m]	3.9	7.5	7.9	7.9	7.6	7.3



[ ] Ranking at each section and finish  
-:-:- No data available at this section  
NA No data available

Horse/Jockey Name	BLANC VISAGE/Teagan Voorham
Finish Rank	2
Fastest Section Time (Section)	0:10.54 (L800)
Top Speed [km/h] (Section)	73.3 (Overall)
Race State	Finished



Morphettville-Professional-2026-01-31

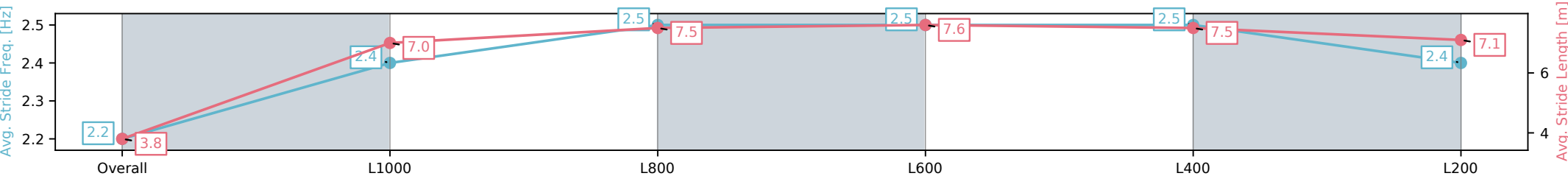
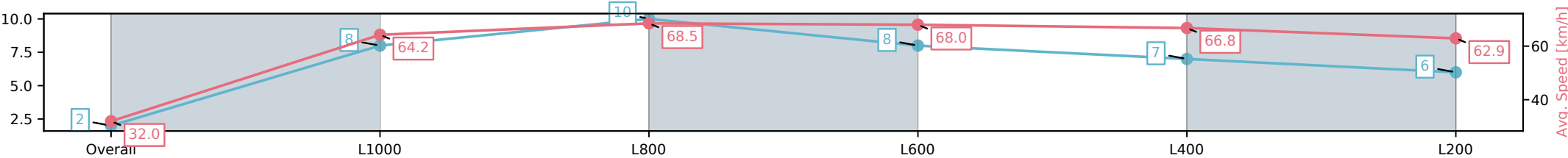
Race 10: Thomas Farms Handicap - 1050m

31 January 2026 - 4:49PM

Track Rating: Good 4, Weather: Fine, Rail Position: True



Section	Overall	L1000	L800	L600	L400	L200
Section Times	1:00.28[2] (0:05.66)	0:54.62[8] (0:11.24)	0:43.38[10] (0:10.54)	0:32.84[8] (0:10.56)	0:22.27[7] (0:10.81)	0:11.46[6] (0:11.46)
Average Speed [km/h]	32.0	64.2	68.5	68.0	66.8	62.9
Top Speed [km/h]	53.6	73.3	68.9	68.5	68.2	65.5
Avg. Dist. to Rail [m]	4.2	2.1	0.7	0.2	3.7	7.3
Avg. Stride Freq. [Hz]	2.2	2.4	2.5	2.5	2.5	2.4
Avg. Stride Length [m]	3.8	7.0	7.5	7.6	7.5	7.1



[ ] Ranking at each section and finish  
-:-:- No data available at this section  
NA No data available

Horse/Jockey Name	DAISYDOO/Margaret Collett
Finish Rank	3
Fastest Section Time (Section)	0:10.60 (L800)
Top Speed [km/h] (Section)	72.6 (Overall)
Race State	Finished



Morphettville-Professional-2026-01-31

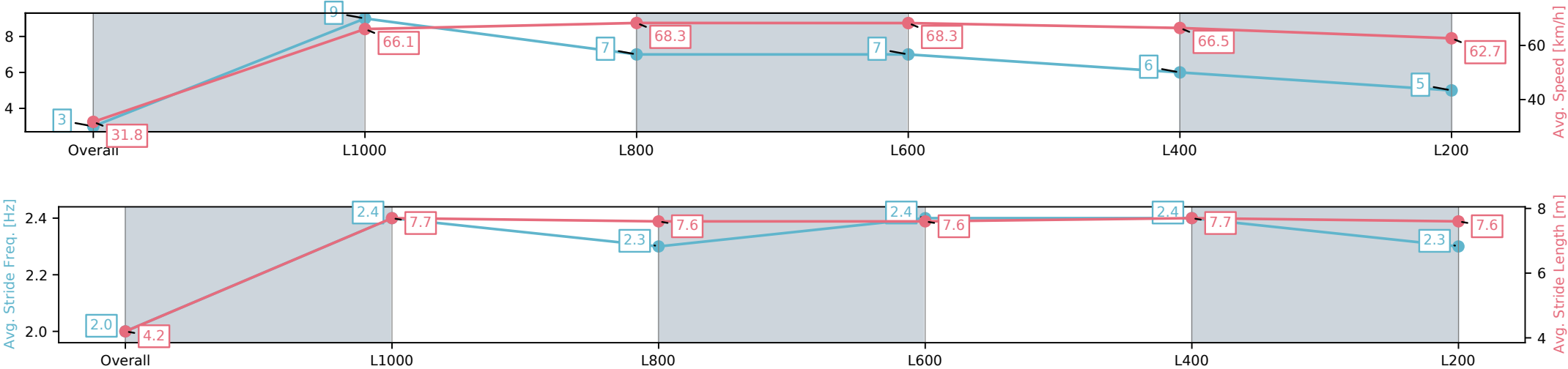
Race 10: Thomas Farms Handicap - 1050m

31 January 2026 - 4:49PM

Track Rating: Good 4, Weather: Fine, Rail Position: True



Section	Overall	L1000	L800	L600	L400	L200
Section Times	1:00.30[3] (0:05.67)	0:54.63[9] (0:10.96)	0:43.67[7] (0:10.60)	0:33.07[7] (0:10.71)	0:22.36[6] (0:10.87)	0:11.49[5] (0:11.49)
Average Speed [km/h]	31.8	66.1	68.3	68.3	66.5	62.7
Top Speed [km/h]	57.1	72.6	72.5	69.2	67.6	65.8
Avg. Dist. to Rail [m]	10.2	5.4	3.0	2.5	4.9	8.4
Avg. Stride Freq. [Hz]	2.0	2.4	2.3	2.4	2.4	2.3
Avg. Stride Length [m]	4.2	7.7	7.6	7.6	7.7	7.6



[ ] Ranking at each section and finish  
-:-:- No data available at this section  
NA No data available

Horse/Jockey Name	GOLD SPIRIT/Brooke King
Finish Rank	4
Fastest Section Time (Section)	0:10.42 (L800)
Top Speed [km/h] (Section)	70.0 (Overall)
Race State	Finished



Morphettville-Professional-2026-01-31

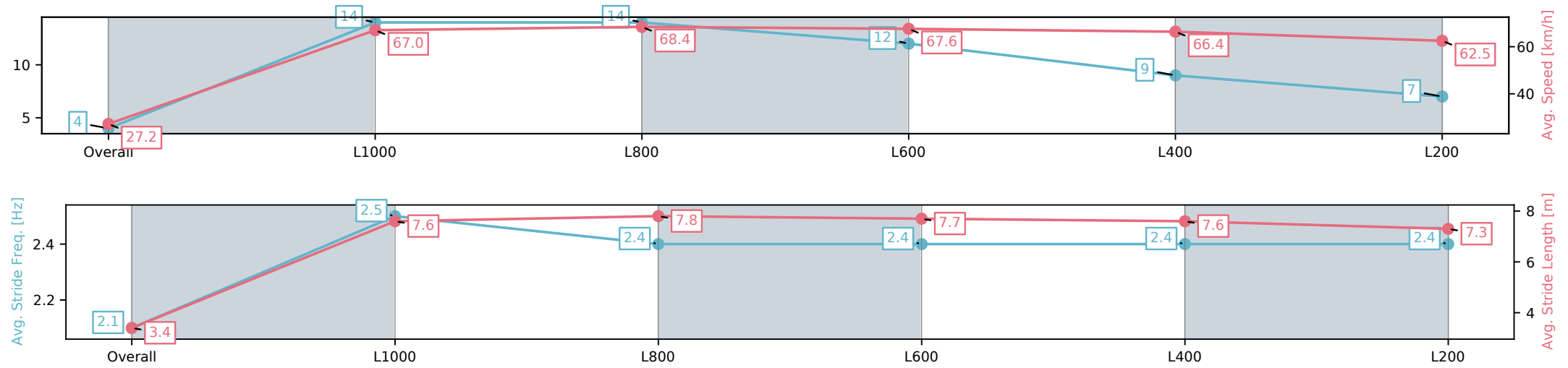
Race 10: Thomas Farms Handicap - 1050m

31 January 2026 - 4:49PM

Track Rating: Good 4, Weather: Fine, Rail Position: True



Section	Overall	L1000	L800	L600	L400	L200
Section Times	1:00.45[4] (0:06.49)	0:53.96[14] (0:10.79)	0:43.17[14] (0:10.42)	0:32.75[12] (0:10.42)	0:22.33[9] (0:10.81)	0:11.52[7] (0:11.52)
Average Speed [km/h]	27.2	67.0	68.4	67.6	66.4	62.5
Top Speed [km/h]	61.7	70.0	69.8	68.8	67.2	66.2
Avg. Dist. to Rail [m]	5.3	0.5	1.8	4.2	1.5	4.1
Avg. Stride Freq. [Hz]	2.1	2.5	2.4	2.4	2.4	2.4
Avg. Stride Length [m]	3.4	7.6	7.8	7.7	7.6	7.3



[ ] Ranking at each section and finish  
-:-:- No data available at this section  
NA No data available

Horse/Jockey Name	BABAYKA/Rochelle Milnes
Finish Rank	5
Fastest Section Time (Section)	0:10.49 (L800)
Top Speed [km/h] (Section)	70.4 (Overall)
Race State	Finished



Morphettville-Professional-2026-01-31

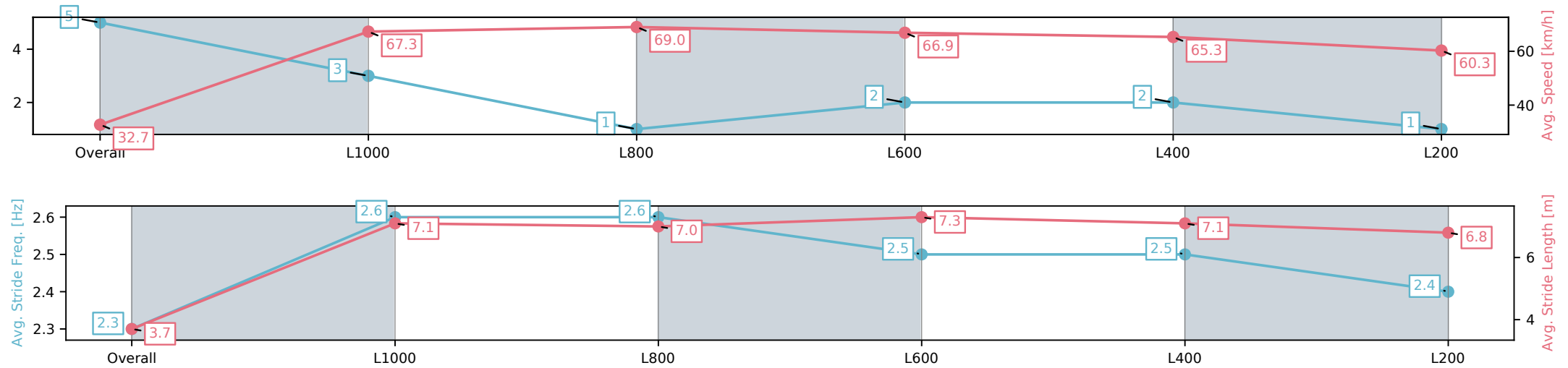
Race 10: Thomas Farms Handicap - 1050m

31 January 2026 - 4:49PM

Track Rating: Good 4, Weather: Fine, Rail Position: True



Section	Overall	L1000	L800	L600	L400	L200
Section Times	1:00.48[5] (0:05.46)	0:55.02[3] (0:10.75)	0:44.27[1] (0:10.49)	0:33.78[2] (0:10.77)	0:23.01[2] (0:11.07)	0:11.94[1] (0:11.94)
Average Speed [km/h]	32.7	67.3	69.0	66.9	65.3	60.3
Top Speed [km/h]	58.4	70.4	69.6	67.8	66.1	63.7
Avg. Dist. to Rail [m]	10.5	5.1	1.3	0.6	1.6	3.3
Avg. Stride Freq. [Hz]	2.3	2.6	2.6	2.5	2.5	2.4
Avg. Stride Length [m]	3.7	7.1	7.0	7.3	7.1	6.8



[ ] Ranking at each section and finish  
-:-:- No data available at this section  
NA No data available

Horse/Jockey Name	PURFECT LINE/Caitlin Jones
Finish Rank	6
Fastest Section Time (Section)	0:10.64 (L600)
Top Speed [km/h] (Section)	69.3 (L800)
Race State	Finished



Morphettville-Professional-2026-01-31

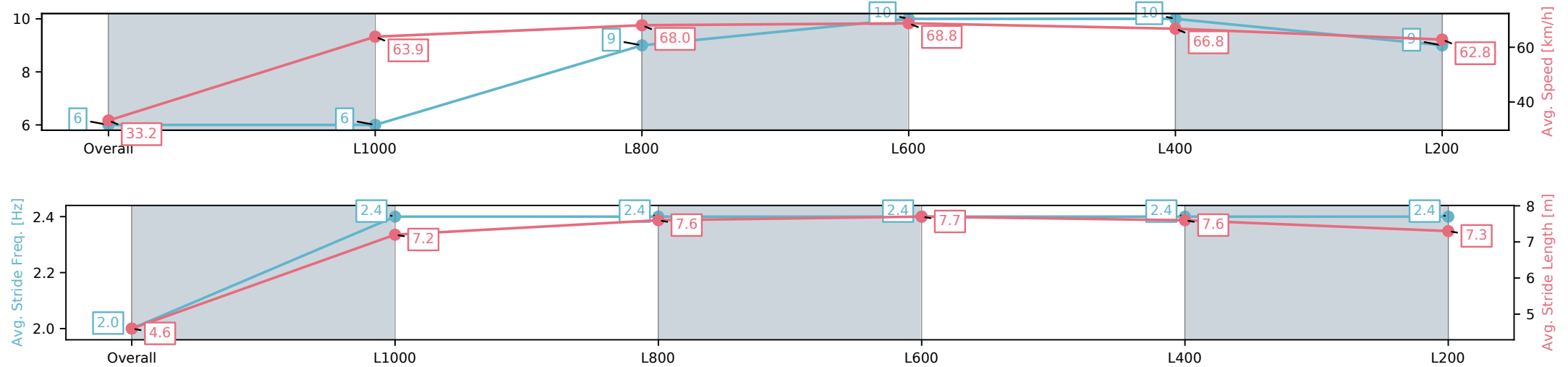
Race 10: Thomas Farms Handicap - 1050m

31 January 2026 - 4:49PM

Track Rating: Good 4, Weather: Fine, Rail Position: True



Section	Overall	L1000	L800	L600	L400	L200
Section Times	1:00.48[6] (0:05.57)	0:54.90[6] (0:11.23)	0:43.67[9] (0:10.70)	0:32.97[10] (0:10.64)	0:22.33[10] (0:10.86)	0:11.47[9] (0:11.47)
Average Speed [km/h]	33.2	63.9	68.0	68.8	66.8	62.8
Top Speed [km/h]	60.4	68.2	68.7	69.3	67.5	65.2
Avg. Dist. to Rail [m]	7.8	4.0	2.9	3.3	6.2	9.4
Avg. Stride Freq. [Hz]	2.0	2.4	2.4	2.4	2.4	2.4
Avg. Stride Length [m]	4.6	7.2	7.6	7.7	7.6	7.3



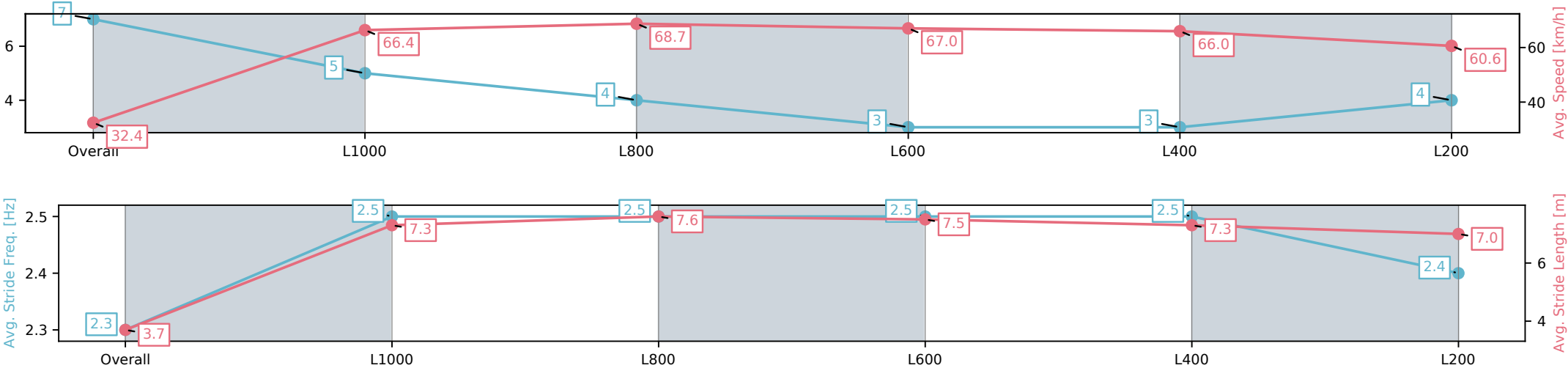
[ ] Ranking at each section and finish  
-:-:- No data available at this section  
NA No data available



Horse/Jockey Name	FLASHING STEEL/Jacob Opperman
Finish Rank	7
Fastest Section Time (Section)	0:10.52 (L800)
Top Speed [km/h] (Section)	70.9 (L1000)
Race State	Finished



Section	Overall	L1000	L800	L600	L400	L200
Section Times	1:00.61[7] (0:05.56)	0:55.04[5] (0:10.90)	0:44.14[4] (0:10.52)	0:33.62[3] (0:10.76)	0:22.86[3] (0:10.95)	0:11.91[4] (0:11.91)
Average Speed [km/h]	32.4	66.4	68.7	67.0	66.0	60.6
Top Speed [km/h]	56.2	70.8	70.9	68.2	67.6	63.4
Avg. Dist. to Rail [m]	14.3	6.6	1.8	0.8	2.8	4.7
Avg. Stride Freq. [Hz]	2.3	2.5	2.5	2.5	2.5	2.4
Avg. Stride Length [m]	3.7	7.3	7.6	7.5	7.3	7.0



[ ] Ranking at each section and finish  
-:-:- No data available at this section  
NA No data available

Horse/Jockey Name	BEEN OUR ANGEL/Todd Pannell
Finish Rank	8
Fastest Section Time (Section)	0:10.40 (L800)
Top Speed [km/h] (Section)	71.3 (L1000)
Race State	Finished



Morphettville-Professional-2026-01-31

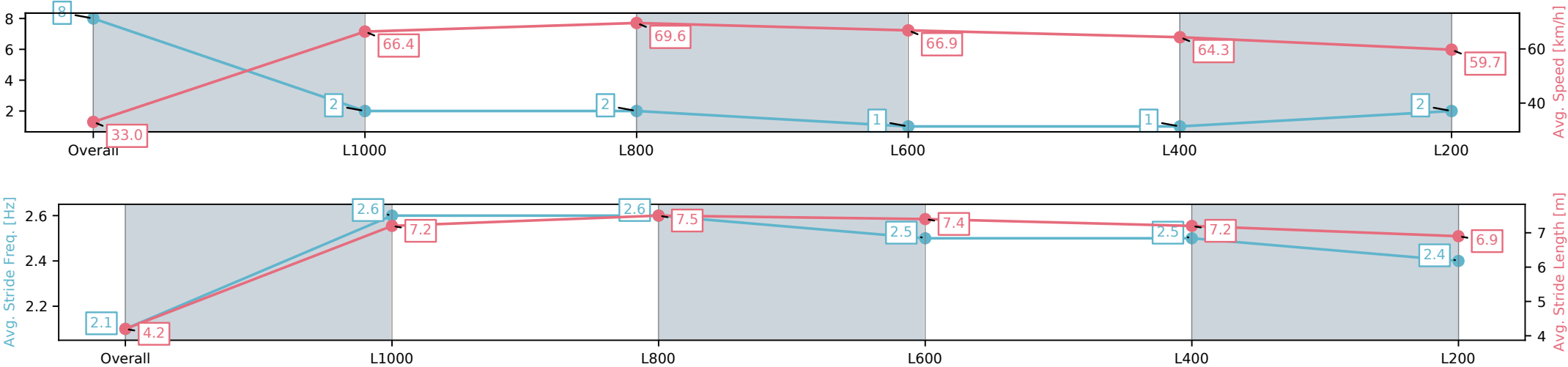
Race 10: Thomas Farms Handicap - 1050m

31 January 2026 - 4:49PM

Track Rating: Good 4, Weather: Fine, Rail Position: True



Section	Overall	L1000	L800	L600	L400	L200
Section Times	1:00.62[8] (0:05.43)	0:55.19[2] (0:10.84)	0:44.35[2] (0:10.40)	0:33.95[1] (0:10.71)	0:23.24[1] (0:11.17)	0:12.07[2] (0:12.07)
Average Speed [km/h]	33.0	66.4	69.6	66.9	64.3	59.7
Top Speed [km/h]	57.2	71.2	71.3	67.7	66.0	62.8
Avg. Dist. to Rail [m]	12.7	6.6	1.4	1.3	0.8	1.2
Avg. Stride Freq. [Hz]	2.1	2.6	2.6	2.5	2.5	2.4
Avg. Stride Length [m]	4.2	7.2	7.5	7.4	7.2	6.9



[ ] Ranking at each section and finish  
-:-:- No data available at this section  
NA No data available

Horse/Jockey Name	WALLY WEST/Isaac Sit
Finish Rank	9
Fastest Section Time (Section)	0:10.70 (L400)
Top Speed [km/h] (Section)	68.4 (L600)
Race State	Finished



Morphettville-Professional-2026-01-31

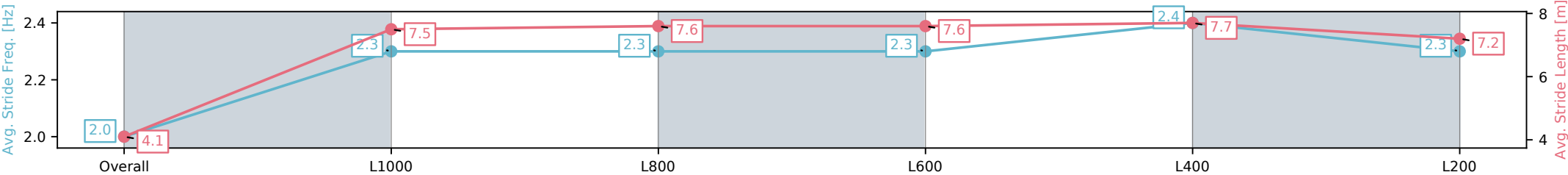
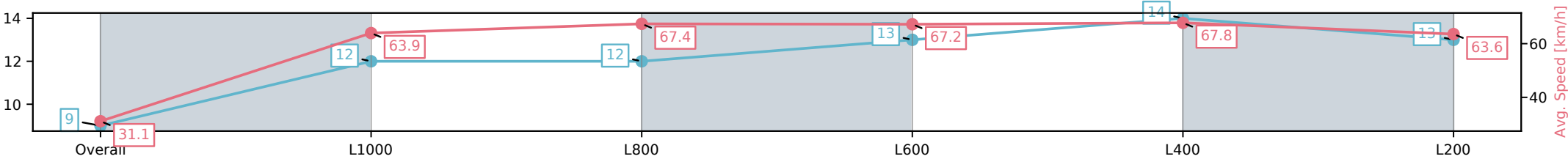
Race 10: Thomas Farms Handicap - 1050m

31 January 2026 - 4:49PM

Track Rating: Good 4, Weather: Fine, Rail Position: True



Section	Overall	L1000	L800	L600	L400	L200
Section Times	1:00.93[9] (0:05.83)	0:55.10[12] (0:11.28)	0:43.82[12] (0:10.85)	0:32.97[13] (0:10.92)	0:22.05[14] (0:10.70)	0:11.35[13] (0:11.35)
Average Speed [km/h]	31.1	63.9	67.4	67.2	67.8	63.6
Top Speed [km/h]	58.8	67.8	67.8	68.2	68.4	66.5
Avg. Dist. to Rail [m]	12.1	6.5	4.2	3.8	6.8	11.6
Avg. Stride Freq. [Hz]	2.0	2.3	2.3	2.3	2.4	2.3
Avg. Stride Length [m]	4.1	7.5	7.6	7.6	7.7	7.2



- [ ] Ranking at each section and finish
- :-:- No data available at this section
- NA No data available

Horse/Jockey Name	I AM PIKI/Caitlyn Munro
Finish Rank	10
Fastest Section Time (Section)	0:10.56 (L800)
Top Speed [km/h] (Section)	68.8 (Overall)
Race State	Finished



Morphettville-Professional-2026-01-31

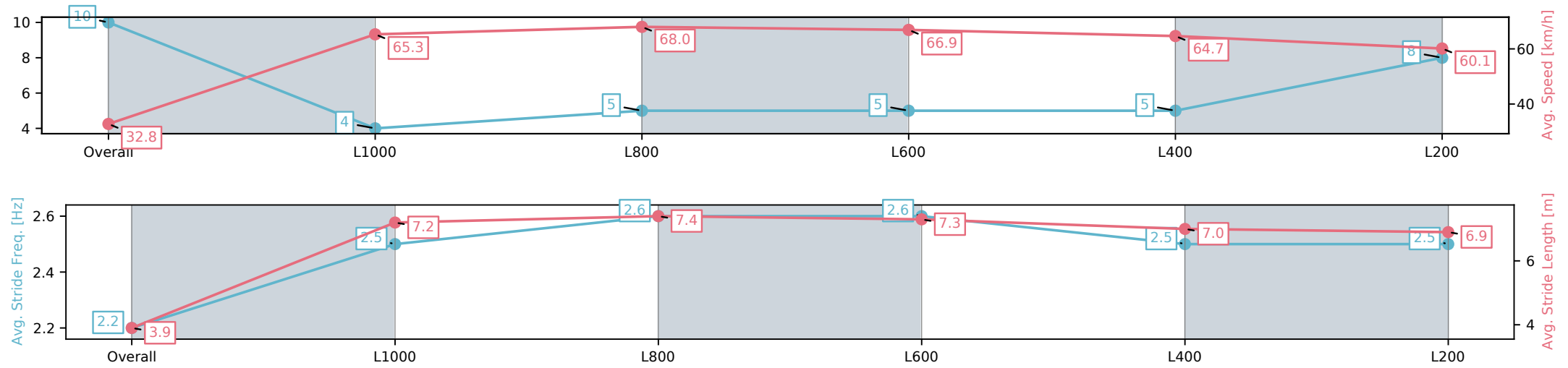
Race 10: Thomas Farms Handicap - 1050m

31 January 2026 - 4:49PM

Track Rating: Good 4, Weather: Fine, Rail Position: True



Section	Overall	L1000	L800	L600	L400	L200
Section Times	1:00.94[10] (0:05.54)	0:55.40[4] (0:11.05)	0:44.35[5] (0:10.56)	0:33.78[5] (0:10.73)	0:23.05[5] (0:11.08)	0:11.97[8] (0:11.97)
Average Speed [km/h]	32.8	65.3	68.0	66.9	64.7	60.1
Top Speed [km/h]	55.7	68.8	68.8	68.1	68.2	63.1
Avg. Dist. to Rail [m]	2.8	1.4	0.3	1.1	0.8	3.1
Avg. Stride Freq. [Hz]	2.2	2.5	2.6	2.6	2.5	2.5
Avg. Stride Length [m]	3.9	7.2	7.4	7.3	7.0	6.9



[ ] Ranking at each section and finish  
-:-:- No data available at this section  
NA No data available

Horse/Jockey Name	HALLSTATT/Alana Livesey
Finish Rank	11
Fastest Section Time (Section)	0:10.56 (L800)
Top Speed [km/h] (Section)	69.0 (L1000)
Race State	Finished



Morphettville-Professional-2026-01-31

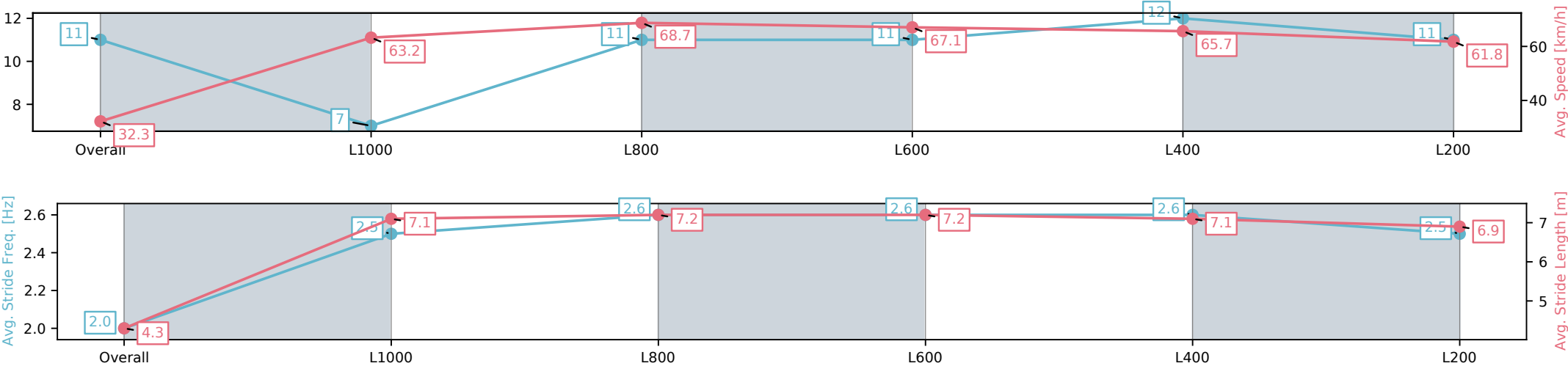
Race 10: Thomas Farms Handicap - 1050m

31 January 2026 - 4:49PM

Track Rating: Good 4, Weather: Fine, Rail Position: True



Section	Overall	L1000	L800	L600	L400	L200
Section Times	1:01.02[11] (0:05.62)	0:55.40[7] (0:11.40)	0:44.00[11] (0:10.56)	0:33.43[11] (0:10.77)	0:22.66[12] (0:10.99)	0:11.67[11] (0:11.67)
Average Speed [km/h]	32.3	63.2	68.7	67.1	65.7	61.8
Top Speed [km/h]	60.9	68.3	69.0	67.8	66.5	64.6
Avg. Dist. to Rail [m]	6.1	2.7	1.8	1.0	1.0	1.0
Avg. Stride Freq. [Hz]	2.0	2.5	2.6	2.6	2.6	2.5
Avg. Stride Length [m]	4.3	7.1	7.2	7.2	7.1	6.9

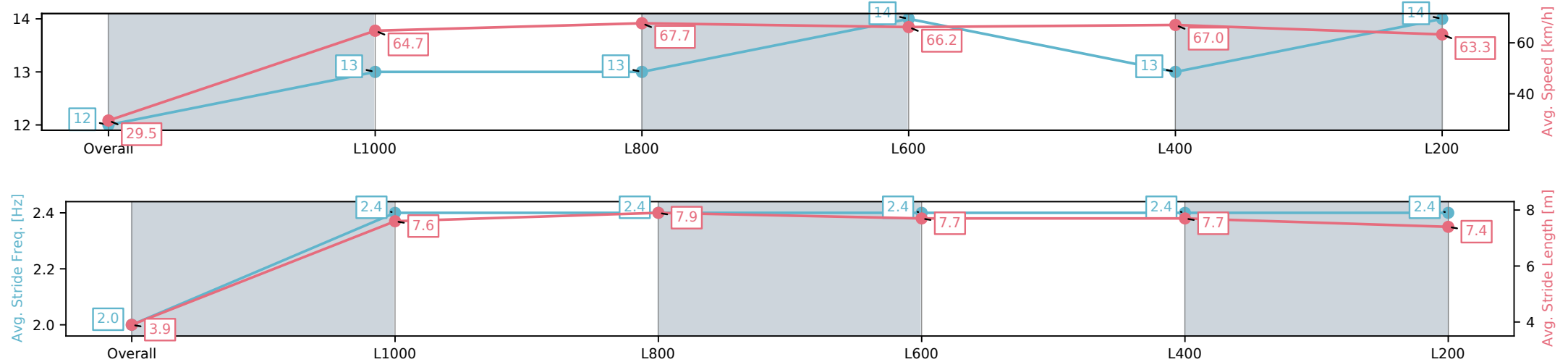


[ ] Ranking at each section and finish  
-:-:- No data available at this section  
NA No data available

Horse/Jockey Name	YASUKE/Campbell Rawiller
Finish Rank	12
Fastest Section Time (Section)	0:10.78 (L800)
Top Speed [km/h] (Section)	68.4 (L1000)
Race State	Finished



Section	Overall	L1000	L800	L600	L400	L200
Section Times	1:01.04[12] (0:06.11)	0:54.93[13] (0:11.10)	0:43.83[13] (0:10.78)	0:33.05[14] (0:10.89)	0:22.16[13] (0:10.78)	0:11.38[14] (0:11.38)
Average Speed [km/h]	29.5	64.7	67.7	66.2	67.0	63.3
Top Speed [km/h]	54.9	68.1	68.4	67.1	67.2	66.3
Avg. Dist. to Rail [m]	9.7	5.2	2.8	0.7	2.8	5.0
Avg. Stride Freq. [Hz]	2.0	2.4	2.4	2.4	2.4	2.4
Avg. Stride Length [m]	3.9	7.6	7.9	7.7	7.7	7.4



[ ] Ranking at each section and finish  
-:-:- No data available at this section  
NA No data available

Horse/Jockey Name	CUBAN WATERS/Will Price
Finish Rank	13
Fastest Section Time (Section)	0:10.79 (L800)
Top Speed [km/h] (Section)	67.9 (Overall)
Race State	Finished



Morphettville-Professional-2026-01-31

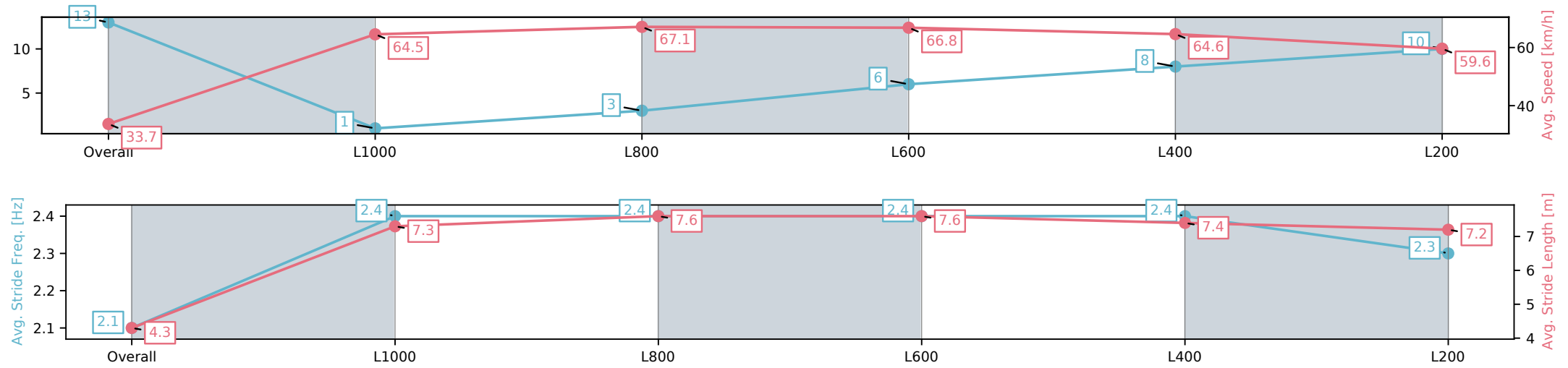
Race 10: Thomas Farms Handicap - 1050m

31 January 2026 - 4:49PM

Track Rating: Good 4, Weather: Fine, Rail Position: True



Section	Overall	L1000	L800	L600	L400	L200
Section Times	1:01.30[13] (0:05.26)	0:56.04[1] (0:11.16)	0:44.88[3] (0:10.79)	0:34.09[6] (0:10.87)	0:23.22[8] (0:11.16)	0:12.06[10] (0:12.06)
Average Speed [km/h]	33.7	64.5	67.1	66.8	64.6	59.6
Top Speed [km/h]	59.2	67.9	67.3	67.3	66.6	63.3
Avg. Dist. to Rail [m]	5.4	2.9	1.3	1.1	2.4	3.9
Avg. Stride Freq. [Hz]	2.1	2.4	2.4	2.4	2.4	2.3
Avg. Stride Length [m]	4.3	7.3	7.6	7.6	7.4	7.2



[ ] Ranking at each section and finish  
-:-:- No data available at this section  
NA No data available

Horse/Jockey Name	NOBLE MAGNATE/Lauren Stojakovic
Finish Rank	14
Fastest Section Time (Section)	0:10.73 (L800)
Top Speed [km/h] (Section)	71.8 (Overall)
Race State	Finished



Morphettville-Professional-2026-01-31

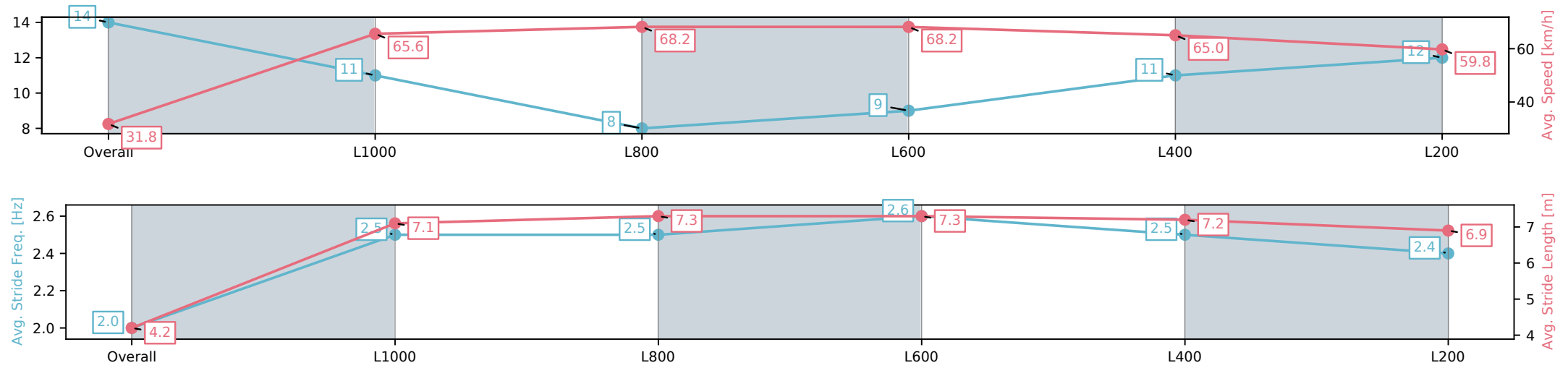
Race 10: Thomas Farms Handicap - 1050m

31 January 2026 - 4:49PM

Track Rating: Good 4, Weather: Fine, Rail Position: True



Section	Overall	L1000	L800	L600	L400	L200
Section Times	1:01.41[14] (0:05.74)	0:55.67[11] (0:10.98)	0:44.69[8] (0:10.73)	0:33.96[9] (0:10.76)	0:23.20[11] (0:11.19)	0:12.01[12] (0:12.01)
Average Speed [km/h]	31.8	65.6	68.2	68.2	65.0	59.8
Top Speed [km/h]	57.2	71.8	68.9	69.2	67.8	64.3
Avg. Dist. to Rail [m]	14.6	7.3	3.9	3.9	6.6	7.5
Avg. Stride Freq. [Hz]	2.0	2.5	2.5	2.6	2.5	2.4
Avg. Stride Length [m]	4.2	7.1	7.3	7.3	7.2	6.9



[ ] Ranking at each section and finish  
-:-:- No data available at this section  
NA No data available