



Morphettville-Professional-2026-01-31
Race 5: PFD Food Services Maiden Plate - 1200m
31 January 2026 - 1:42PM

Track Rating: Good 4, Weather: Fine, Rail Position: True



Section
Field Times

Overall 1:10.43 (0:13.93)
L1000 0:56.51 (0:10.61)
L800 0:45.89 (0:11.32)
L600 0:34.56 (0:11.54)
L400 0:23.03 (0:11.41)
L200 0:11.62 (0:11.62)

Position	#	Horse/Jockey	Barrier	Top Speed [km/h]	Fastest Section	First 400m	Overall	L1000	L800	L600	L400	L200	Margin	Distance Travelled From Winner [m]
1	12	PRESTIGE KA YING	10	67.8	0:10.74	0:24.70	1:10.43	0:56.47 [3]	0:45.73 [3]	0:34.45 [2]	0:22.89 [3]	0:11.61 [2]	1:10.43	
		Rochelle Milnes		1200-1000	1000-800		(0:13.96)	(0:10.74)	(0:11.28)	(0:11.56)	(0:11.28)	(0:11.61)		
2	4	RATHLIN EXPRESS	4	67.6	0:10.80	0:25.15	1:10.49	0:56.14 [9]	0:45.34 [8]	0:34.06 [7]	0:22.59 [7]	0:11.41 [3]	0.41L	-1
		Jacob Opperman		1200-1000	1000-800		(0:14.35)	(0:10.80)	(0:11.28)	(0:11.47)	(0:11.18)	(0:11.41)		
3	10	SHE REX	6	69.7	0:10.61	0:24.53	1:10.52	0:56.60 [1]	0:45.99 [1]	0:34.66 [1]	0:23.13 [1]	0:11.72 [1]	0.59L	-2
		Alana Livesey		1200-1000	1000-800		(0:13.92)	(0:10.61)	(0:11.33)	(0:11.53)	(0:11.41)	(0:11.72)		
4	6	UPTOWN MONK	7	67.9	0:10.80	0:25.28	1:10.66	0:56.18 [11]	0:45.38 [10]	0:33.91 [10]	0:22.39 [11]	0:11.45 [7]	1.64L	+1
		Kayla Crowther		600-400	1000-800		(0:14.48)	(0:10.80)	(0:11.47)	(0:11.52)	(0:10.94)	(0:11.45)		
5	8	YARRAWIZARDHARRY	11	69.2	0:10.74	0:24.92	1:10.75	0:56.57 [7]	0:45.83 [6]	0:34.40 [6]	0:22.93 [5]	0:11.63 [6]	2.23L	+3
		Teagan Voorham		1200-1000	1000-800		(0:14.18)	(0:10.74)	(0:11.43)	(0:11.47)	(0:11.30)	(0:11.63)		
6	2	ELITE THUNDER	9	68.0	0:10.85	0:25.31	1:10.78	0:56.32 [10]	0:45.47 [11]	0:33.89 [11]	0:22.53 [10]	0:11.55 [8]	2.5L	+3
		Jake Toeroek		1200-1000	1000-800		(0:14.46)	(0:10.85)	(0:11.57)	(0:11.36)	(0:10.98)	(0:11.55)		
7	9	PETIT EAGLE	2	68.3	0:10.81	0:24.87	1:10.97	0:56.91 [4]	0:46.10 [5]	0:34.73 [5]	0:23.14 [6]	0:11.70 [9]	3.85L	-2
		Stacey Metcalfe		1200-1000	1000-800		(0:14.06)	(0:10.81)	(0:11.37)	(0:11.59)	(0:11.44)	(0:11.70)		
8	5	SAYERSITISN'TSO	8	67.6	0:10.87	0:25.15	1:11.04	0:56.76 [8]	0:45.89 [9]	0:34.37 [9]	0:22.98 [8]	0:11.74 [10]	4.33L	+1
		Caitlin Jones		1200-1000	1000-800		(0:14.28)	(0:10.87)	(0:11.52)	(0:11.39)	(0:11.24)	(0:11.74)		
9	7	WOODSTOCK	1	67.7	0:10.73	0:24.68	1:11.20	0:57.25 [2]	0:46.52 [2]	0:35.18 [3]	0:23.70 [2]	0:12.09 [5]	5.49L	-1
		Jason Holder		1200-1000	1000-800		(0:13.95)	(0:10.73)	(0:11.34)	(0:11.48)	(0:11.61)	(0:12.09)		
10	11	TIDDY WIDDY	3	67.0	0:10.95	0:25.04	1:11.40	0:57.31 [6]	0:46.36 [7]	0:34.87 [8]	0:23.27 [9]	0:11.97 [11]	6.92L	+3
		Taylor Johnstone		1200-1000	1000-800		(0:14.09)	(0:10.95)	(0:11.49)	(0:11.60)	(0:11.30)	(0:11.97)		

Scratched: City Pro (#1), From Little Things (#3)

Report Created: Sat 31 January 2026 14:27:12 GMT+11 (Note: Timing is based on positional data)

Page 1/13

[] Position in running at each section and finish
-:-:- No data available at this section
NA No data available
Background shading for fastest section

Saddle cloth number
DNF Did not finish
DNT Did not track



Morphettville-Professional-2026-01-31
Race 5: PFD Food Services Maiden Plate - 1200m
31 January 2026 - 1:42PM

Track Rating: Good 4, Weather: Fine, Rail Position: True



Section							Overall	L1000	L800	L600	L400	L200			
Field Times							1:10.43	0:56.51	0:45.89	0:34.56	0:23.03	0:11.62			
							(0:13.93)	(0:10.61)	(0:11.32)	(0:11.54)	(0:11.41)	(0:11.62)			
Position	#	Horse/Jockey	Barrier	Top Speed [km/h]	Fastest Section	First 400m								Margin	Distance Travelled From Winner [m]
11	13	STAR SERPENT	5	68.2	0:10.77	0:24.84	1:11.42	0:57.35 [5]	0:46.58 [4]	0:35.36 [4]	0:23.87 [4]	0:12.31 [4]	7.06L	+1	
		Matthew Chadwick		1200-1000	1000-800		(0:14.07)	(0:10.77)	(0:11.22)	(0:11.49)	(0:11.56)	(0:12.31)			

Scratched: City Pro (#1), From Little Things (#3)

- []

Position in running at each section and finish
- :--:-

No data available at this section
- NA

No data available
- Background shading for fastest section
- #

Saddle cloth number
- DNF

Did not finish
- DNT

Did not track

Horse/Jockey Name	PRESTIGE KA YING/Rochelle Milnes
Finish Rank	1
Fastest Section Time (Section)	0:10.74 (L1000)
Top Speed [km/h] (Section)	67.8 (Overall)
Race State	Finished



Morphettville-Professional-2026-01-31

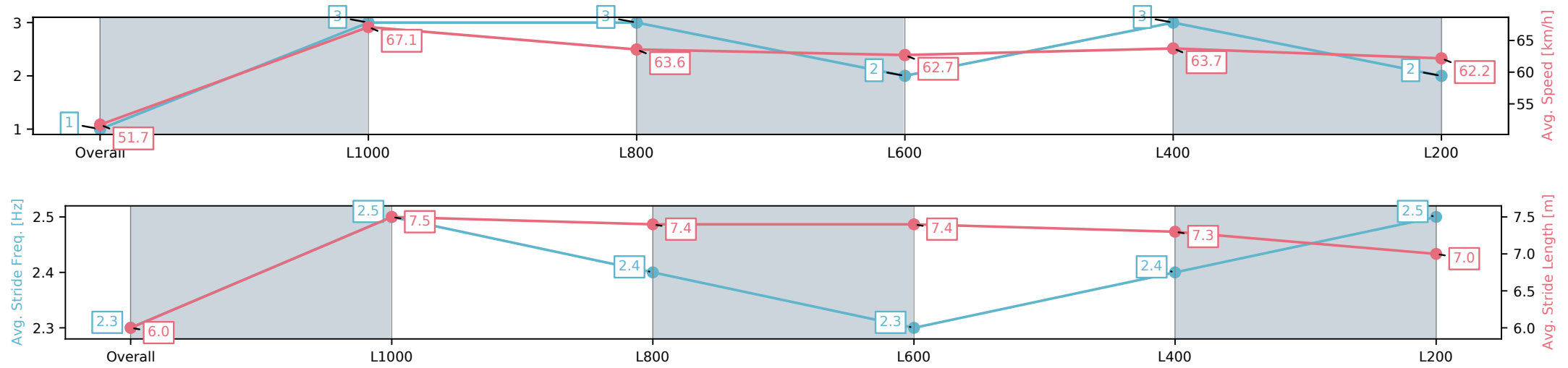
Race 5: PFD Food Services Maiden Plate - 1200m

31 January 2026 - 1:42PM

Track Rating: Good 4, Weather: Fine, Rail Position: True



Section	Overall	L1000	L800	L600	L400	L200
Section Times	1:10.43[1] (0:13.96)	0:56.47[3] (0:10.74)	0:45.73[3] (0:11.28)	0:34.45[2] (0:11.56)	0:22.89[3] (0:11.28)	0:11.61[2] (0:11.61)
Average Speed [km/h]	51.7	67.1	63.6	62.7	63.7	62.2
Top Speed [km/h]	66.5	67.8	65.8	63.6	65.2	64.4
Avg. Dist. to Rail [m]	9.4	3.2	0.3	0.4	1.6	1.9
Avg. Stride Freq. [Hz]	2.3	2.5	2.4	2.3	2.4	2.5
Avg. Stride Length [m]	6.0	7.5	7.4	7.4	7.3	7.0



[] Ranking at each section and finish
-:-:- No data available at this section
NA No data available

Horse/Jockey Name	RATHLIN EXPRESS/Jacob Opperman
Finish Rank	2
Fastest Section Time (Section)	0:10.80 (L1000)
Top Speed [km/h] (Section)	67.6 (Overall)
Race State	Finished



Morphettville-Professional-2026-01-31

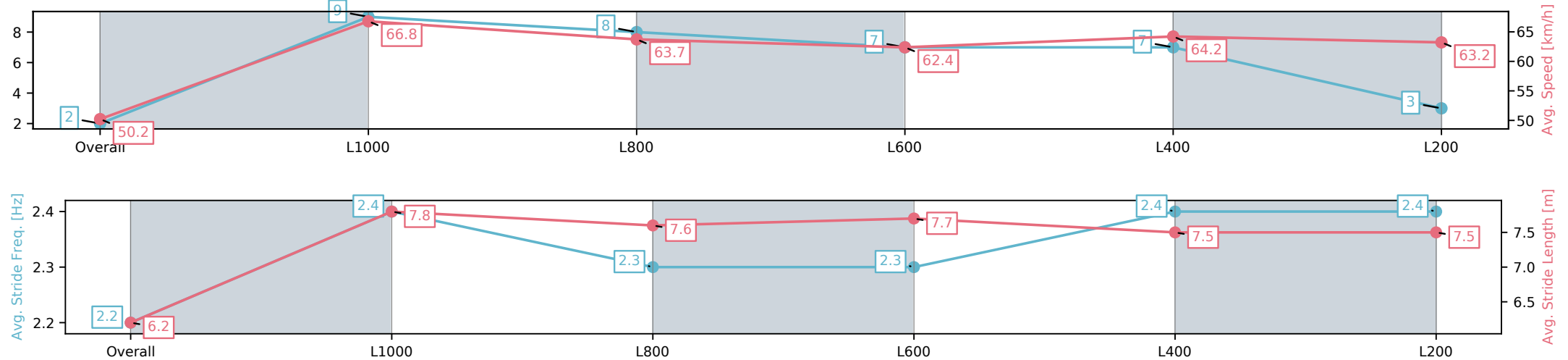
Race 5: PFD Food Services Maiden Plate - 1200m

31 January 2026 - 1:42PM

Track Rating: Good 4, Weather: Fine, Rail Position: True



Section	Overall	L1000	L800	L600	L400	L200
Section Times	1:10.49[2] (0:14.35)	0:56.14[9] (0:10.80)	0:45.34[8] (0:11.28)	0:34.06[7] (0:11.47)	0:22.59[7] (0:11.18)	0:11.41[3] (0:11.41)
Average Speed [km/h]	50.2	66.8	63.7	62.4	64.2	63.2
Top Speed [km/h]	67.3	67.6	66.7	64.0	65.8	65.9
Avg. Dist. to Rail [m]	3.9	0.3	0.4	1.1	1.0	3.4
Avg. Stride Freq. [Hz]	2.2	2.4	2.3	2.3	2.4	2.4
Avg. Stride Length [m]	6.2	7.8	7.6	7.7	7.5	7.5



[] Ranking at each section and finish
-:-:- No data available at this section
NA No data available

Horse/Jockey Name	SHE REX/Alana Livesey
Finish Rank	3
Fastest Section Time (Section)	0:10.61 (L1000)
Top Speed [km/h] (Section)	69.7 (Overall)
Race State	Finished



Morphettville-Professional-2026-01-31

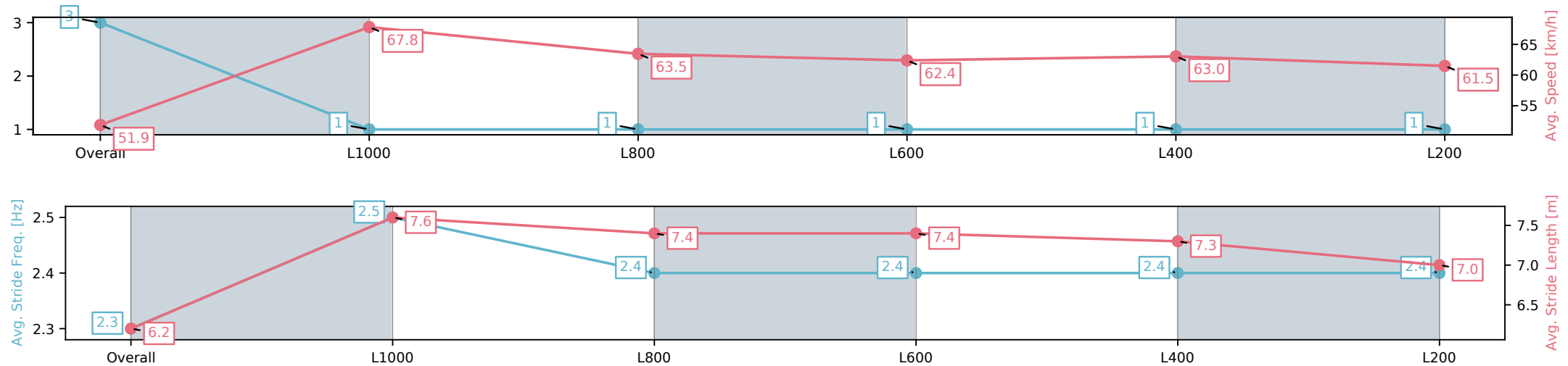
Race 5: PFD Food Services Maiden Plate - 1200m

31 January 2026 - 1:42PM

Track Rating: Good 4, Weather: Fine, Rail Position: True



Section	Overall	L1000	L800	L600	L400	L200
Section Times	1:10.52[3] (0:13.92)	0:56.60[1] (0:10.61)	0:45.99[1] (0:11.33)	0:34.66[1] (0:11.53)	0:23.13[1] (0:11.41)	0:11.72[1] (0:11.72)
Average Speed [km/h]	51.9	67.8	63.5	62.4	63.0	61.5
Top Speed [km/h]	69.5	69.7	65.8	63.4	64.0	63.8
Avg. Dist. to Rail [m]	7.5	3.0	0.4	0.5	0.3	0.3
Avg. Stride Freq. [Hz]	2.3	2.5	2.4	2.4	2.4	2.4
Avg. Stride Length [m]	6.2	7.6	7.4	7.4	7.3	7.0



[] Ranking at each section and finish
-:-:- No data available at this section
NA No data available

Horse/Jockey Name	UPTOWN MONK/Kayla Crowther
Finish Rank	4
Fastest Section Time (Section)	0:10.80 (L1000)
Top Speed [km/h] (Section)	67.9 (L600)
Race State	Finished



Morphettville-Professional-2026-01-31

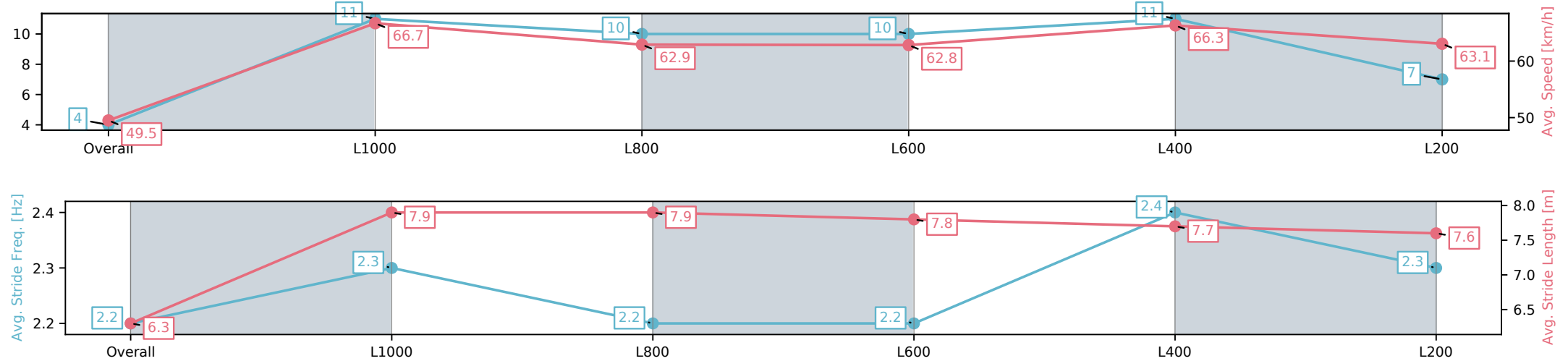
Race 5: PFD Food Services Maiden Plate - 1200m

31 January 2026 - 1:42PM

Track Rating: Good 4, Weather: Fine, Rail Position: True



Section	Overall	L1000	L800	L600	L400	L200
Section Times	1:10.66[4] (0:14.48)	0:56.18[11] (0:10.80)	0:45.38[10] (0:11.47)	0:33.91[10] (0:11.52)	0:22.39[11] (0:10.94)	0:11.45[7] (0:11.45)
Average Speed [km/h]	49.5	66.7	62.9	62.8	66.3	63.1
Top Speed [km/h]	66.0	67.3	65.3	64.0	67.9	67.7
Avg. Dist. to Rail [m]	6.9	1.9	1.0	1.4	6.1	7.2
Avg. Stride Freq. [Hz]	2.2	2.3	2.2	2.2	2.4	2.3
Avg. Stride Length [m]	6.3	7.9	7.9	7.8	7.7	7.6



[] Ranking at each section and finish
-:-:- No data available at this section
NA No data available

Horse/Jockey Name	YARRAWIZARDHARRY/Teagan Voorham
Finish Rank	5
Fastest Section Time (Section)	0:10.74 (L1000)
Top Speed [km/h] (Section)	69.2 (Overall)
Race State	Finished



Morphettville-Professional-2026-01-31

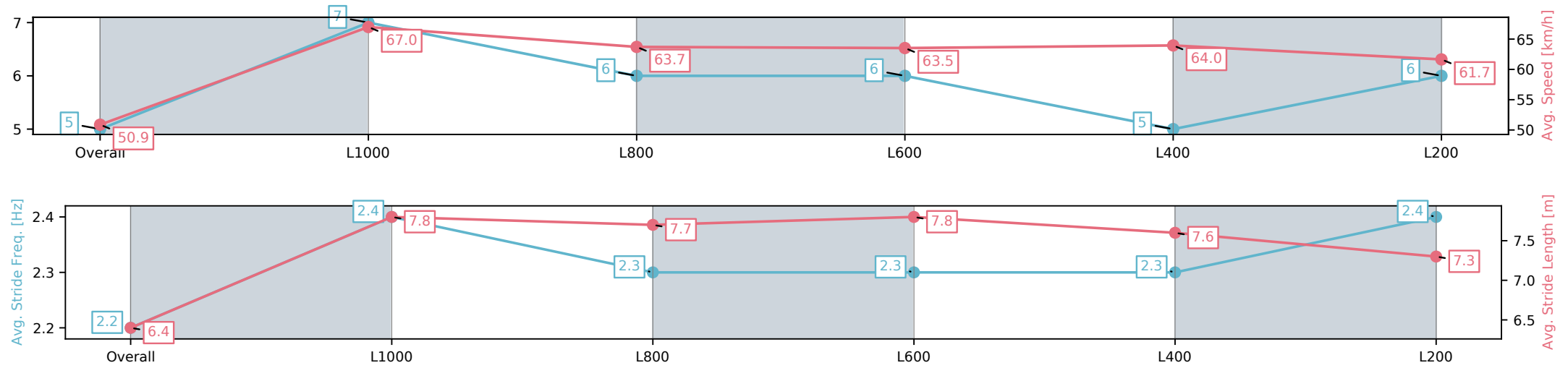
Race 5: PFD Food Services Maiden Plate - 1200m

31 January 2026 - 1:42PM

Track Rating: Good 4, Weather: Fine, Rail Position: True



Section	Overall	L1000	L800	L600	L400	L200
Section Times	1:10.75[5] (0:14.18)	0:56.57[7] (0:10.74)	0:45.83[6] (0:11.43)	0:34.40[6] (0:11.47)	0:22.93[5] (0:11.30)	0:11.63[6] (0:11.63)
Average Speed [km/h]	50.9	67.0	63.7	63.5	64.0	61.7
Top Speed [km/h]	66.2	69.2	65.4	64.2	66.0	65.4
Avg. Dist. to Rail [m]	10.1	3.8	3.0	2.1	3.6	4.5
Avg. Stride Freq. [Hz]	2.2	2.4	2.3	2.3	2.3	2.4
Avg. Stride Length [m]	6.4	7.8	7.7	7.8	7.6	7.3



[] Ranking at each section and finish
-:-:- No data available at this section
NA No data available

Horse/Jockey Name	ELITE THUNDER/Jake Toeroek
Finish Rank	6
Fastest Section Time (Section)	0:10.85 (L1000)
Top Speed [km/h] (Section)	68.0 (Overall)
Race State	Finished



Morphettville-Professional-2026-01-31

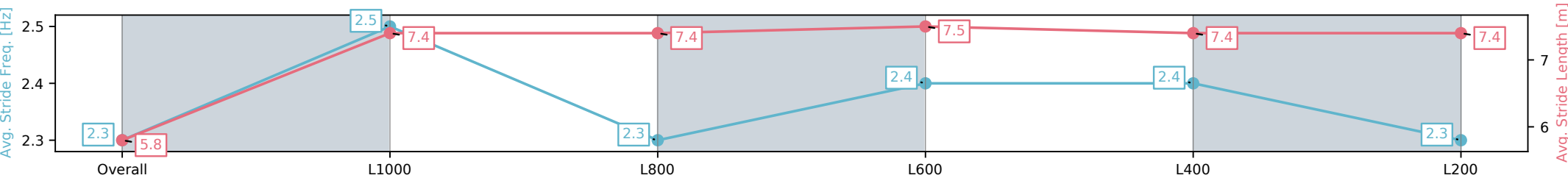
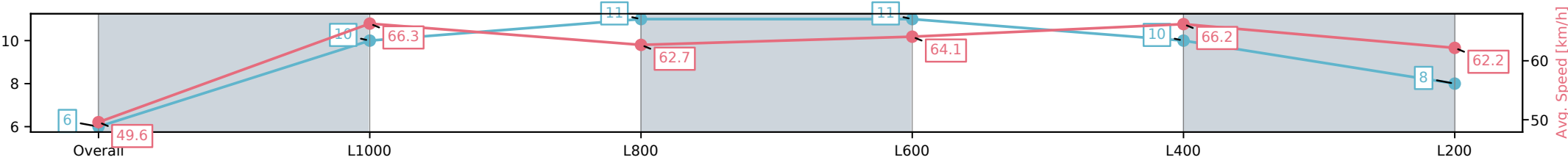
Race 5: PFD Food Services Maiden Plate - 1200m

31 January 2026 - 1:42PM

Track Rating: Good 4, Weather: Fine, Rail Position: True



Section	Overall	L1000	L800	L600	L400	L200
Section Times	1:10.78[6] (0:14.46)	0:56.32[10] (0:10.85)	0:45.47[11] (0:11.57)	0:33.89[11] (0:11.36)	0:22.53[10] (0:10.98)	0:11.55[8] (0:11.55)
Average Speed [km/h]	49.6	66.3	62.7	64.1	66.2	62.2
Top Speed [km/h]	66.0	68.0	64.5	66.3	67.4	66.3
Avg. Dist. to Rail [m]	8.2	3.0	1.8	2.5	5.6	6.7
Avg. Stride Freq. [Hz]	2.3	2.5	2.3	2.4	2.4	2.3
Avg. Stride Length [m]	5.8	7.4	7.4	7.5	7.4	7.4



[] Ranking at each section and finish
-:-:- No data available at this section
NA No data available

Horse/Jockey Name	PETIT EAGLE/Stacey Metcalfe
Finish Rank	7
Fastest Section Time (Section)	0:10.81 (L1000)
Top Speed [km/h] (Section)	68.3 (Overall)
Race State	Finished



Morphettville-Professional-2026-01-31

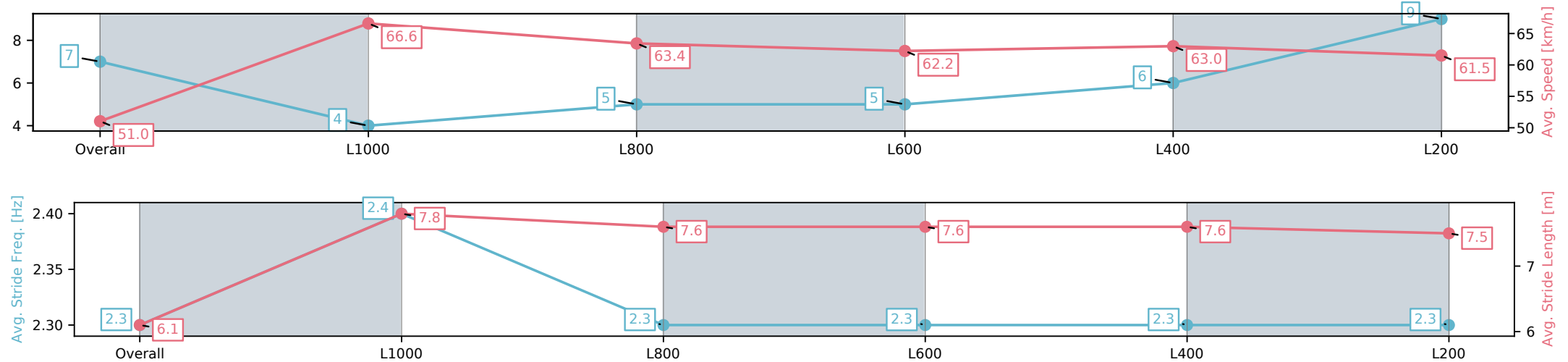
Race 5: PFD Food Services Maiden Plate - 1200m

31 January 2026 - 1:42PM

Track Rating: Good 4, Weather: Fine, Rail Position: True



Section	Overall	L1000	L800	L600	L400	L200
Section Times	1:10.97[7] (0:14.06)	0:56.91[4] (0:10.81)	0:46.10[5] (0:11.37)	0:34.73[5] (0:11.59)	0:23.14[6] (0:11.44)	0:11.70[9] (0:11.70)
Average Speed [km/h]	51.0	66.6	63.4	62.2	63.0	61.5
Top Speed [km/h]	66.2	68.3	64.5	63.5	64.1	63.0
Avg. Dist. to Rail [m]	2.1	1.0	0.3	0.2	2.0	4.0
Avg. Stride Freq. [Hz]	2.3	2.4	2.3	2.3	2.3	2.3
Avg. Stride Length [m]	6.1	7.8	7.6	7.6	7.6	7.5



[] Ranking at each section and finish
-:-:- No data available at this section
NA No data available

Horse/Jockey Name	SAYERSITISN'TSO/Caitlin Jones
Finish Rank	8
Fastest Section Time (Section)	0:10.87 (L1000)
Top Speed [km/h] (Section)	67.6 (Overall)
Race State	Finished



Morphettville-Professional-2026-01-31

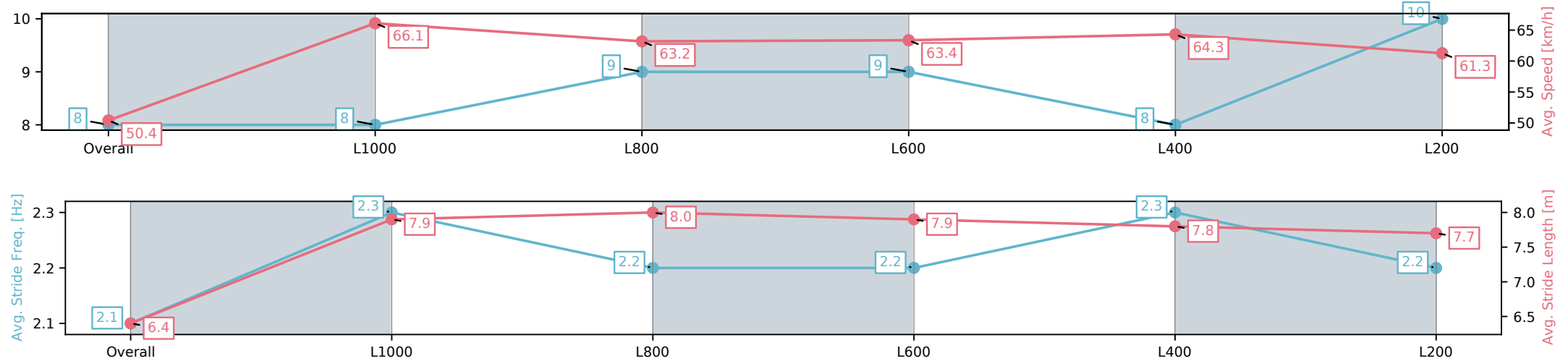
Race 5: PFD Food Services Maiden Plate - 1200m

31 January 2026 - 1:42PM

Track Rating: Good 4, Weather: Fine, Rail Position: True



Section	Overall	L1000	L800	L600	L400	L200
Section Times	1:11.04[8] (0:14.28)	0:56.76[8] (0:10.87)	0:45.89[9] (0:11.52)	0:34.37[9] (0:11.39)	0:22.98[8] (0:11.24)	0:11.74[10] (0:11.74)
Average Speed [km/h]	50.4	66.1	63.2	63.4	64.3	61.3
Top Speed [km/h]	66.4	67.6	64.6	64.3	65.0	63.9
Avg. Dist. to Rail [m]	7.2	2.0	1.9	0.9	3.5	5.8
Avg. Stride Freq. [Hz]	2.1	2.3	2.2	2.2	2.3	2.2
Avg. Stride Length [m]	6.4	7.9	8.0	7.9	7.8	7.7



[] Ranking at each section and finish
-:-:- No data available at this section
NA No data available

Horse/Jockey Name	WOODSTOCK/Jason Holder
Finish Rank	9
Fastest Section Time (Section)	0:10.73 (L1000)
Top Speed [km/h] (Section)	67.7 (Overall)
Race State	Finished



Morphettville-Professional-2026-01-31

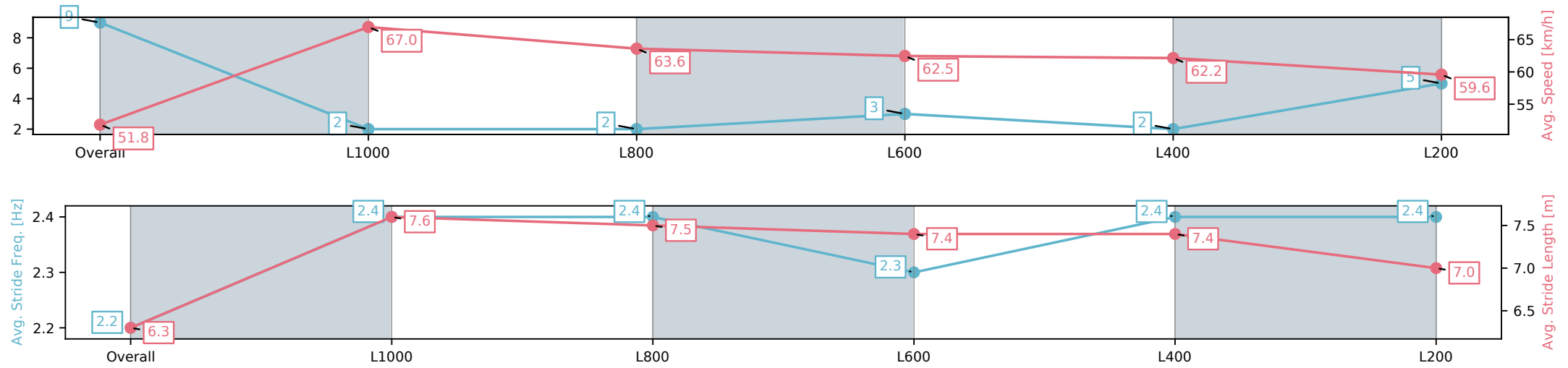
Race 5: PFD Food Services Maiden Plate - 1200m

31 January 2026 - 1:42PM

Track Rating: Good 4, Weather: Fine, Rail Position: True



Section	Overall	L1000	L800	L600	L400	L200
Section Times	1:11.20[9] (0:13.95)	0:57.25[2] (0:10.73)	0:46.52[2] (0:11.34)	0:35.18[3] (0:11.48)	0:23.70[2] (0:11.61)	0:12.09[5] (0:12.09)
Average Speed [km/h]	51.8	67.0	63.6	62.5	62.2	59.6
Top Speed [km/h]	66.7	67.7	66.1	64.3	63.0	62.2
Avg. Dist. to Rail [m]	0.6	1.1	0.5	0.4	0.2	0.3
Avg. Stride Freq. [Hz]	2.2	2.4	2.4	2.3	2.4	2.4
Avg. Stride Length [m]	6.3	7.6	7.5	7.4	7.4	7.0



[] Ranking at each section and finish
-:-:- No data available at this section
NA No data available

Horse/Jockey Name	TIDDY WIDDY/Taylor Johnstone
Finish Rank	10
Fastest Section Time (Section)	0:10.95 (L1000)
Top Speed [km/h] (Section)	67.0 (Overall)
Race State	Finished



Morphettville-Professional-2026-01-31

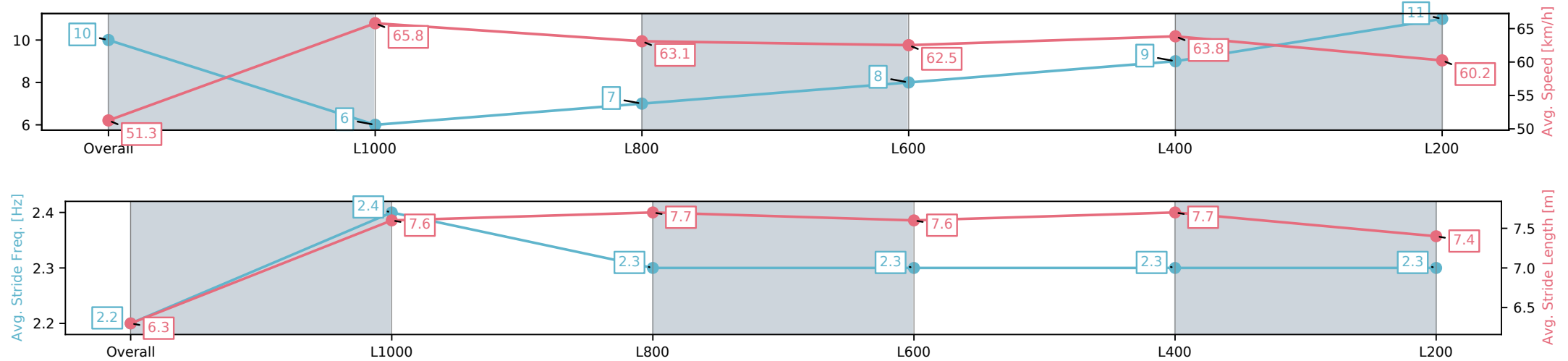
Race 5: PFD Food Services Maiden Plate - 1200m

31 January 2026 - 1:42PM

Track Rating: Good 4, Weather: Fine, Rail Position: True



Section	Overall	L1000	L800	L600	L400	L200
Section Times	1:11.40[10] (0:14.09)	0:57.31[6] (0:10.95)	0:46.36[7] (0:11.49)	0:34.87[8] (0:11.60)	0:23.27[9] (0:11.30)	0:11.97[11] (0:11.97)
Average Speed [km/h]	51.3	65.8	63.1	62.5	63.8	60.2
Top Speed [km/h]	66.0	67.0	65.6	63.2	64.9	62.6
Avg. Dist. to Rail [m]	3.7	1.8	1.7	1.6	2.8	4.6
Avg. Stride Freq. [Hz]	2.2	2.4	2.3	2.3	2.3	2.3
Avg. Stride Length [m]	6.3	7.6	7.7	7.6	7.7	7.4



[] Ranking at each section and finish
-:-:- No data available at this section
NA No data available

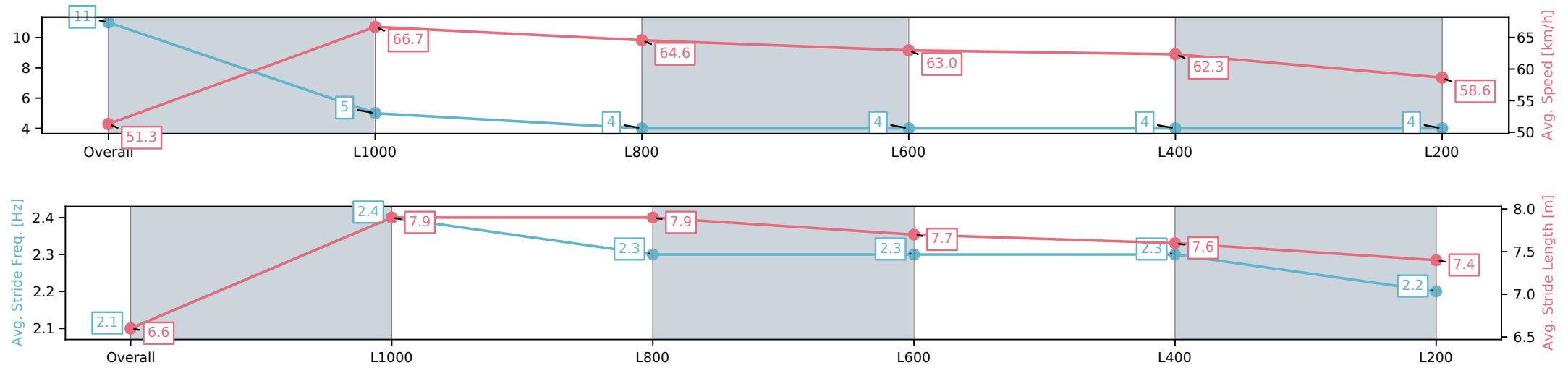
Horse/Jockey Name	STAR SERPENT/Matthew Chadwick
Finish Rank	11
Fastest Section Time (Section)	0:10.77 (L1000)
Top Speed [km/h] (Section)	68.2 (Overall)
Race State	Finished



Morphettville-Professional-2026-01-31
Race 5: PFD Food Services Maiden Plate - 1200m
31 January 2026 - 1:42PM
Track Rating: Good 4, Weather: Fine, Rail Position: True



Section	Overall	L1000	L800	L600	L400	L200
Section Times	1:11.42[11] (0:14.07)	0:57.35[5] (0:10.77)	0:46.58[4] (0:11.22)	0:35.36[4] (0:11.49)	0:23.87[4] (0:11.56)	0:12.31[4] (0:12.31)
Average Speed [km/h]	51.3	66.7	64.6	63.0	62.3	58.6
Top Speed [km/h]	67.2	68.2	65.7	64.1	63.4	61.6
Avg. Dist. to Rail [m]	6.2	2.8	1.7	1.0	1.7	2.3
Avg. Stride Freq. [Hz]	2.1	2.4	2.3	2.3	2.3	2.2
Avg. Stride Length [m]	6.6	7.9	7.9	7.7	7.6	7.4



[] Ranking at each section and finish
-:-:- No data available at this section
NA No data available