



Morphettville-Professional-2026-01-31
Race 3: Bonner's Bucks Day Handicap - 1400m
31 January 2026 - 12:34PM

Track Rating: Good 4, Weather: Fine, Rail Position: True



**Section
Field Times**

Section Field Times							Overall 1:24.71 (0:14.41)	L1200 1:10.30 (0:11.41)	L1000 0:58.89 (0:11.81)	L800 0:47.08 (0:12.01)	L600 0:35.07 (0:11.79)	L400 0:23.28 (0:11.53)			
Position	#	Horse/Jockey	Barrier	Top Speed [km/h]	Fastest Section	First 400m									Distance Travelled From Winner [m]
1	7	CIELAO	7	65.2	0:11.37	0:26.02	1:24.71	1:10.10 [2]	0:58.69 [2]	0:46.83 [2]	0:34.86 [2]	0:23.07 [2]			
		Todd Pannell		1400-1200	400-200		(0:14.61)	(0:11.41)	(0:11.86)	(0:11.97)	(0:11.79)	(0:11.37)			
2	3	TEXAN WINDSTORM	3	65.7	0:11.32	0:26.21	1:24.99	1:10.32 [3]	0:58.78 [4]	0:46.95 [4]	0:34.89 [4]	0:23.10 [4]		+1	
		Rochelle Milnes		1200-1000	400-200		(0:14.67)	(0:11.54)	(0:11.83)	(0:12.06)	(0:11.79)	(0:11.32)			
3	8	ANNIHILATE	9	66.6	0:11.21	0:26.95	1:25.01	1:09.70 [8]	0:58.06 [9]	0:46.39 [9]	0:34.18 [9]	0:22.81 [8]		+3	
		Matthew Chadwick		600-400	400-200		(0:15.31)	(0:11.64)	(0:11.67)	(0:12.21)	(0:11.37)	(0:11.21)			
4	1	WILLYBEAFACTOR	5	63.4	0:11.41	0:25.81	1:25.01	1:10.61 [1]	0:59.20 [1]	0:47.39 [1]	0:35.38 [1]	0:23.59 [1]		-2	
		Campbell Rawiller		600-400	1200-1000		(0:14.40)	(0:11.41)	(0:11.81)	(0:12.01)	(0:11.79)	(0:11.53)			
5	2	TAPINFORPAR	4	65.1	0:11.35	0:26.18	1:25.04	1:10.24 [4]	0:58.86 [3]	0:47.11 [3]	0:35.10 [3]	0:23.28 [3]		-3	
		Alana Livesey		600-400	400-200		(0:14.80)	(0:11.38)	(0:11.75)	(0:12.01)	(0:11.82)	(0:11.35)			
6	11	ZARKANA	10	65.1	0:11.28	0:27.25	1:25.21	1:09.50 [11]	0:57.96 [11]	0:46.34 [10]	0:34.32 [10]	0:22.74 [10]		+0	
		Kayla Crowther		600-400	400-200		(0:15.71)	(0:11.54)	(0:11.62)	(0:12.02)	(0:11.57)	(0:11.28)			
7	6	HEADPHONES	8	64.4	0:11.36	0:26.94	1:25.23	1:09.90 [9]	0:58.29 [8]	0:46.68 [8]	0:34.59 [8]	0:22.93 [9]		-2	
		Jason Holder		600-400	400-200		(0:15.33)	(0:11.61)	(0:11.61)	(0:12.09)	(0:11.66)	(0:11.36)			
8	4	CAPTAIN JOOLIAN	6	63.6	0:11.46	0:26.44	1:25.27	1:10.33 [5]	0:58.83 [5]	0:47.07 [5]	0:34.90 [6]	0:23.24 [5]		+1	
		Alysha Warren		600-400	400-200		(0:14.94)	(0:11.50)	(0:11.76)	(0:12.17)	(0:11.66)	(0:11.46)			
9	10	IRREFUTABLY	1	63.9	0:11.50	0:26.51	1:25.32	1:10.31 [6]	0:58.81 [6]	0:47.10 [6]	0:35.11 [5]	0:23.27 [7]		-4	
		Teagan Voorham		600-400	1200-1000		(0:15.01)	(0:11.50)	(0:11.71)	(0:11.99)	(0:11.84)	(0:11.50)			
10	5	THE SPRINKLER	2	64.9	0:11.38	0:26.74	1:25.36	1:10.21 [7]	0:58.62 [7]	0:46.92 [7]	0:34.81 [7]	0:23.32 [6]		+0	
		Jake Toeroek		600-400	400-200		(0:15.15)	(0:11.59)	(0:11.70)	(0:12.11)	(0:11.49)	(0:11.38)			

Scratched: Artpark (#12)

Report Created: Sat 31 January 2026 13:22:15 GMT+11 (Note: Timing is based on positional data)

Page 1/15

[] Position in running at each section and finish
-:-:- No data available at this section
NA No data available
Saddle cloth number
DNF Did not finish
DNT Did not track
Background shading for fastest section



Morphettville-Professional-2026-01-31
Race 3: Bonner's Bucks Day Handicap - 1400m
31 January 2026 - 12:34PM

Track Rating: Good 4, Weather: Fine, Rail Position: True



Section

Field Times

Overall	L1200	L1000	L800	L600	L400
1:24.71	1:10.30	0:58.89	0:47.08	0:35.07	0:23.28
(0:14.41)	(0:11.41)	(0:11.81)	(0:12.01)	(0:11.79)	(0:11.53)

Position	#	Horse/Jockey	Barrier	Top Speed [km/h]	Fastest Section	First 400m								Distance Travelled From Winner [m]
11	9	KATIM'S CLUB	11	64.1	0:11.41	0:27.23	1:25.76	1:10.08 [10]	0:58.53 [10]	0:46.86 [11]	0:34.60 [11]	0:23.03 [11]		+2
		Caitlin Tootell		400-200	400-200		(0:15.68)	(0:11.55)	(0:11.67)	(0:12.26)	(0:11.56)	(0:11.41)		

Scratched: Artpark (#12)



Morphettville-Professional-2026-01-31
Race 3: Bonner's Bucks Day Handicap - 1400m
31 January 2026 - 12:34PM

Track Rating: Good 4, Weather: Fine, Rail Position: True



Section
Field Times

L200
0:11.75
(0:11.75)

Position	#	Horse/Jockey	Barrier	Top Speed [km/h]	Fastest Section	First 400m	Margin							Distance Travelled From Winner [m]
1	7	CIELAO	7	65.2	0:11.37	0:26.02	0:11.70 [2]	1:24.71						
		Todd Pannell		1400-1200	400-200		(0:11.70)							
2	3	TEXAN WINDSTORM	3	65.7	0:11.32	0:26.21	0:11.78 [4]	1.9L						+1
		Rochelle Milnes		1200-1000	400-200		(0:11.78)							
3	8	ANNIHILATE	9	66.6	0:11.21	0:26.95	0:11.60 [5]	2.02L						+3
		Matthew Chadwick		600-400	400-200		(0:11.60)							
4	1	WILLYBEAFACTOR	5	63.4	0:11.41	0:25.81	0:12.06 [1]	2.03L						-2
		Campbell Rawiller		600-400	1200-1000		(0:12.06)							
5	2	TAPINFORPAR	4	65.1	0:11.35	0:26.18	0:11.93 [3]	2.23L						-3
		Alana Livesey		600-400	400-200		(0:11.93)							
6	11	ZARKANA	10	65.1	0:11.28	0:27.25	0:11.46 [10]	3.36L						+0
		Kayla Crowther		600-400	400-200		(0:11.46)							
7	6	HEADPHONES	8	64.4	0:11.36	0:26.94	0:11.57 [9]	3.52L						-2
		Jason Holder		600-400	400-200		(0:11.56)							
8	4	CAPTAIN JOOLIAN	6	63.6	0:11.46	0:26.44	0:11.78 [7]	3.74L						+1
		Alysha Warren		600-400	400-200		(0:11.78)							
9	10	IRREFUTABLY	1	63.9	0:11.50	0:26.51	0:11.77 [8]	4.08L						-4
		Teagan Voorham		600-400	1200-1000		(0:11.77)							
10	5	THE SPRINKLER	2	64.9	0:11.38	0:26.74	0:11.94 [6]	4.33L						+0
		Jake Toeroek		600-400	400-200		(0:11.94)							

Scratched: Artpark (#12)

Report Created: Sat 31 January 2026 13:22:15 GMT+11 (Note: Timing is based on positional data)

Page 3/15

[] Position in running at each section and finish
-:-:- No data available at this section
NA No data available
Background shading for fastest section

Saddle cloth number
DNF Did not finish
DNT Did not track



Morphettville-Professional-2026-01-31
Race 3: Bonner's Bucks Day Handicap - 1400m
31 January 2026 - 12:34PM

Track Rating: Good 4, Weather: Fine, Rail Position: True



**Section
Field Times**

L200
0:11.75
(0:11.75)

Position	#	Horse/Jockey	Barrier	Top Speed [km/h]	Fastest Section	First 400m	Margin	Distance Travelled From Winner [m]						
11	9	KATIM'S CLUB	11	64.1	0:11.41	0:27.23	0:11.62 [11]	7.0L						+2
		Caitlin Tootell		400-200	400-200		(0:11.62)							

Scratched: Artpark (#12)

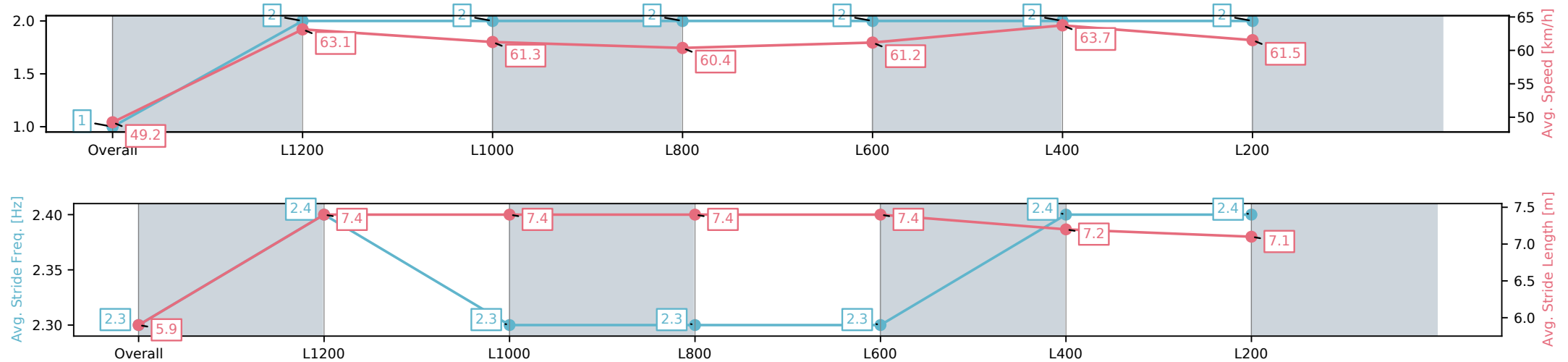
Horse/Jockey Name	CIELAO/Todd Pannell
Finish Rank	1
Fastest Section Time (Section)	0:11.37 (L400)
Top Speed [km/h] (Section)	65.2 (Overall)
Race State	Finished



Morphettville-Professional-2026-01-31
Race 3: Bonner's Bucks Day Handicap - 1400m
31 January 2026 - 12:34PM
Track Rating: Good 4, Weather: Fine, Rail Position: True



Section	Overall	L1200	L1000	L800	L600	L400	L200
Section Times	1:24.71[1] (0:14.61)	1:10.10[2] (0:11.41)	0:58.69[2] (0:11.86)	0:46.83[2] (0:11.97)	0:34.86[2] (0:11.79)	0:23.07[2] (0:11.37)	0:11.70[2] (0:11.70)
Average Speed [km/h]	49.2	63.1	61.3	60.4	61.2	63.7	61.5
Top Speed [km/h]	61.0	65.2	63.6	61.0	63.1	65.0	63.0
Avg. Dist. to Rail [m]	6.5	4.3	2.0	0.6	0.8	3.6	7.1
Avg. Stride Freq. [Hz]	2.3	2.4	2.3	2.3	2.3	2.4	2.4
Avg. Stride Length [m]	5.9	7.4	7.4	7.4	7.4	7.2	7.1



[] Ranking at each section and finish
-:-:- No data available at this section
NA No data available

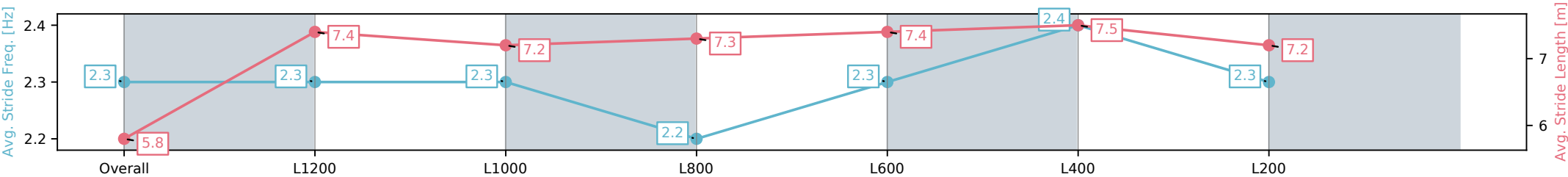
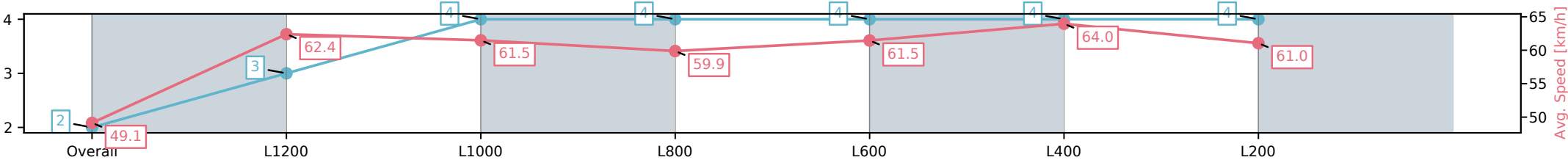
Horse/Jockey Name	TEXAN WINDSTORM/Rochelle Milnes
Finish Rank	2
Fastest Section Time (Section)	0:11.32 (L400)
Top Speed [km/h] (Section)	65.7 (L1200)
Race State	Finished



Morphettville-Professional-2026-01-31
Race 3: Bonner's Bucks Day Handicap - 1400m
31 January 2026 - 12:34PM
Track Rating: Good 4, Weather: Fine, Rail Position: True



Section	Overall	L1200	L1000	L800	L600	L400	L200
Section Times	1:24.99[2] (0:14.67)	1:10.32[3] (0:11.54)	0:58.78[4] (0:11.83)	0:46.95[4] (0:12.06)	0:34.89[4] (0:11.79)	0:23.10[4] (0:11.32)	0:11.78[4] (0:11.78)
Average Speed [km/h]	49.1	62.4	61.5	59.9	61.5	64.0	61.0
Top Speed [km/h]	62.3	62.6	65.7	61.4	63.2	64.1	63.6
Avg. Dist. to Rail [m]	2.4	2.5	2.0	1.6	1.1	3.1	7.2
Avg. Stride Freq. [Hz]	2.3	2.3	2.3	2.2	2.3	2.4	2.3
Avg. Stride Length [m]	5.8	7.4	7.2	7.3	7.4	7.5	7.2



[] Ranking at each section and finish
-:-:- No data available at this section
NA No data available

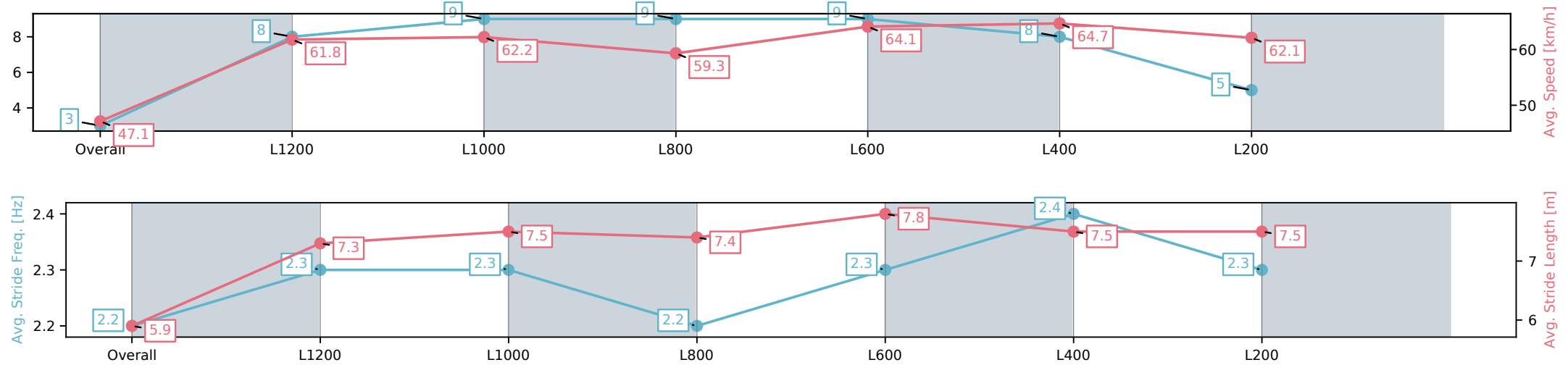
Horse/Jockey Name	ANNIHILATE/Matthew Chadwick
Finish Rank	3
Fastest Section Time (Section)	0:11.21 (L400)
Top Speed [km/h] (Section)	66.6 (L600)
Race State	Finished



Morphettville-Professional-2026-01-31
Race 3: Bonner's Bucks Day Handicap - 1400m
31 January 2026 - 12:34PM
Track Rating: Good 4, Weather: Fine, Rail Position: True



Section	Overall	L1200	L1000	L800	L600	L400	L200
Section Times	1:25.01[3] (0:15.31)	1:09.70[8] (0:11.64)	0:58.06[9] (0:11.67)	0:46.39[9] (0:12.21)	0:34.18[9] (0:11.37)	0:22.81[8] (0:11.21)	0:11.60[5] (0:11.60)
Average Speed [km/h]	47.1	61.8	62.2	59.3	64.1	64.7	62.1
Top Speed [km/h]	60.3	62.2	63.4	61.6	65.2	66.6	65.2
Avg. Dist. to Rail [m]	6.3	2.8	1.7	1.7	2.2	6.0	10.0
Avg. Stride Freq. [Hz]	2.2	2.3	2.3	2.2	2.3	2.4	2.3
Avg. Stride Length [m]	5.9	7.3	7.5	7.4	7.8	7.5	7.5



[] Ranking at each section and finish
-:-:- No data available at this section
NA No data available

Horse/Jockey Name	WILLYBEAFCTOR/Campbell Rawiller
Finish Rank	4
Fastest Section Time (Section)	0:11.41 (L1200)
Top Speed [km/h] (Section)	63.4 (L600)
Race State	Finished



Morphettville-Professional-2026-01-31

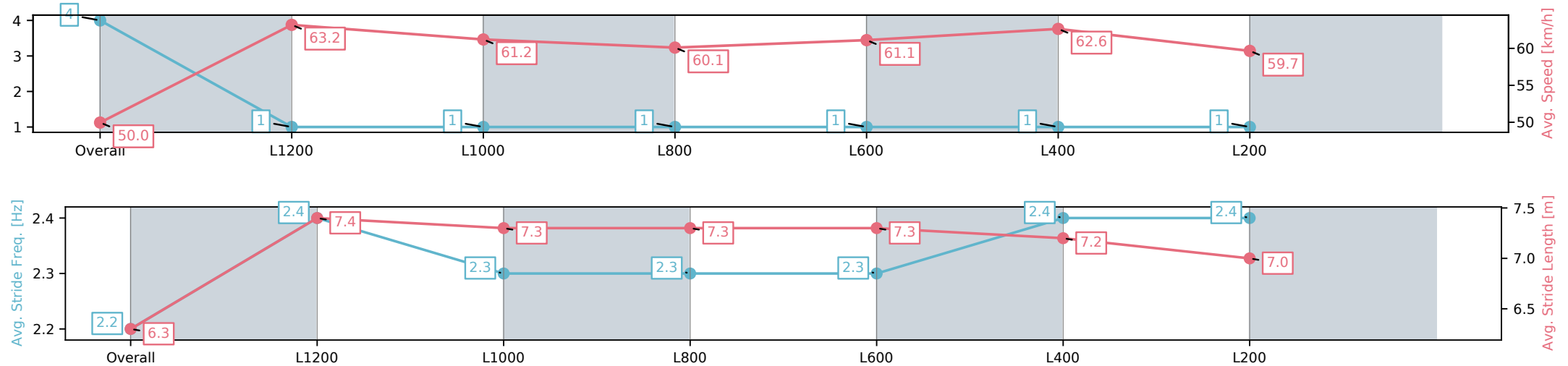
Race 3: Bonner's Bucks Day Handicap - 1400m

31 January 2026 - 12:34PM

Track Rating: Good 4, Weather: Fine, Rail Position: True



Section	Overall	L1200	L1000	L800	L600	L400	L200
Section Times	1:25.01[4] (0:14.40)	1:10.61[1] (0:11.41)	0:59.20[1] (0:11.81)	0:47.39[1] (0:12.01)	0:35.38[1] (0:11.79)	0:23.59[1] (0:11.53)	0:12.06[1] (0:12.06)
Average Speed [km/h]	50.0	63.2	61.2	60.1	61.1	62.6	59.7
Top Speed [km/h]	61.9	63.3	63.2	60.6	62.4	63.4	61.8
Avg. Dist. to Rail [m]	4.9	3.7	0.8	0.7	0.3	2.8	5.4
Avg. Stride Freq. [Hz]	2.2	2.4	2.3	2.3	2.3	2.4	2.4
Avg. Stride Length [m]	6.3	7.4	7.3	7.3	7.3	7.2	7.0



[] Ranking at each section and finish
-:-:- No data available at this section
NA No data available

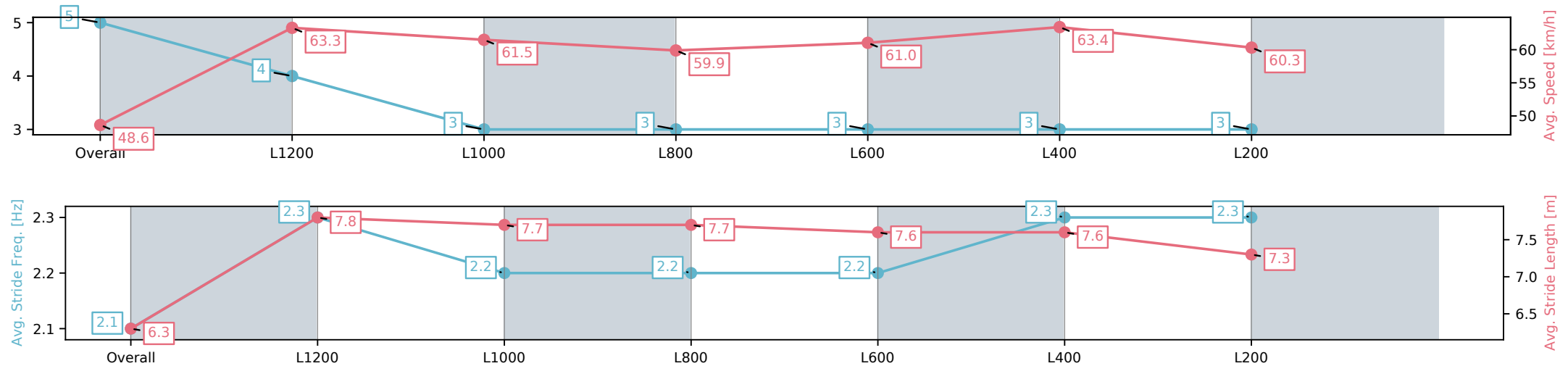
Horse/Jockey Name	TAPINFORPAR/Alana Livesey
Finish Rank	5
Fastest Section Time (Section)	0:11.35 (L400)
Top Speed [km/h] (Section)	65.1 (L600)
Race State	Finished



Morphettville-Professional-2026-01-31
Race 3: Bonner's Bucks Day Handicap - 1400m
31 January 2026 - 12:34PM
Track Rating: Good 4, Weather: Fine, Rail Position: True



Section	Overall	L1200	L1000	L800	L600	L400	L200
Section Times	1:25.04[5] (0:14.80)	1:10.24[4] (0:11.38)	0:58.86[3] (0:11.75)	0:47.11[3] (0:12.01)	0:35.10[3] (0:11.82)	0:23.28[3] (0:11.35)	0:11.93[3] (0:11.93)
Average Speed [km/h]	48.6	63.3	61.5	59.9	61.0	63.4	60.3
Top Speed [km/h]	62.3	63.5	63.2	60.8	63.0	65.1	65.0
Avg. Dist. to Rail [m]	3.4	1.3	0.8	0.5	0.2	1.2	2.3
Avg. Stride Freq. [Hz]	2.1	2.3	2.2	2.2	2.2	2.3	2.3
Avg. Stride Length [m]	6.3	7.8	7.7	7.7	7.6	7.6	7.3



[] Ranking at each section and finish
-:-:- No data available at this section
NA No data available

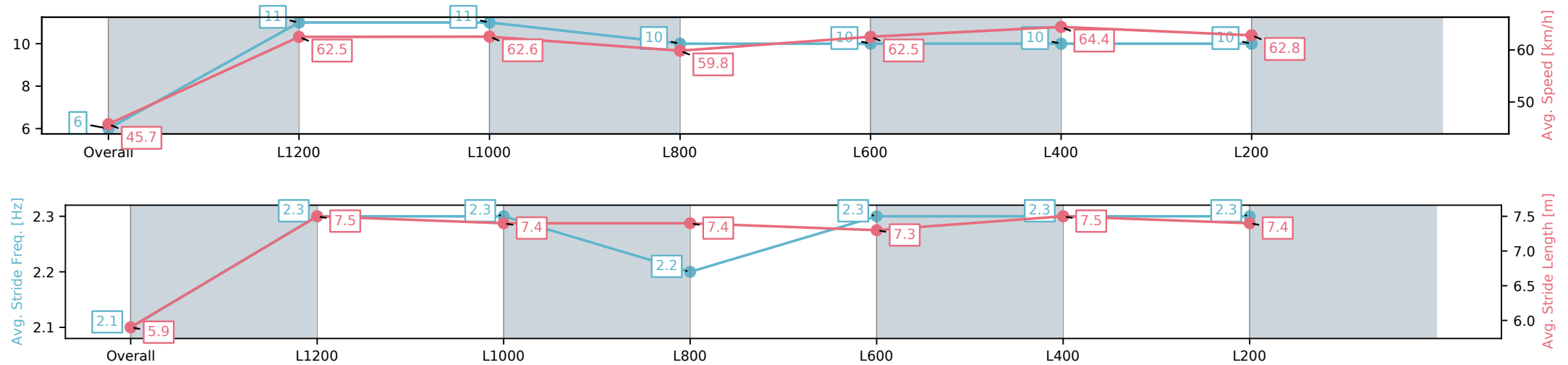
Horse/Jockey Name	ZARKANA/Kayla Crowther
Finish Rank	6
Fastest Section Time (Section)	0:11.28 (L400)
Top Speed [km/h] (Section)	65.1 (L600)
Race State	Finished



Morphettville-Professional-2026-01-31
Race 3: Bonner's Bucks Day Handicap - 1400m
31 January 2026 - 12:34PM
Track Rating: Good 4, Weather: Fine, Rail Position: True



Section	Overall	L1200	L1000	L800	L600	L400	L200
Section Times	1:25.21[6] (0:15.71)	1:09.50[11] (0:11.54)	0:57.96[11] (0:11.62)	0:46.34[10] (0:12.02)	0:34.32[10] (0:11.57)	0:22.74[10] (0:11.28)	0:11.46[10] (0:11.46)
Average Speed [km/h]	45.7	62.5	62.6	59.8	62.5	64.4	62.8
Top Speed [km/h]	60.0	63.4	63.4	61.1	63.0	65.1	64.7
Avg. Dist. to Rail [m]	6.0	2.2	1.3	0.6	0.9	5.4	9.7
Avg. Stride Freq. [Hz]	2.1	2.3	2.3	2.2	2.3	2.3	2.3
Avg. Stride Length [m]	5.9	7.5	7.4	7.4	7.3	7.5	7.4



[] Ranking at each section and finish
-:-:- No data available at this section
NA No data available

Horse/Jockey Name	HEADPHONES/Jason Holder
Finish Rank	7
Fastest Section Time (Section)	0:11.36 (L400)
Top Speed [km/h] (Section)	64.4 (L600)
Race State	Finished



Morphettville-Professional-2026-01-31

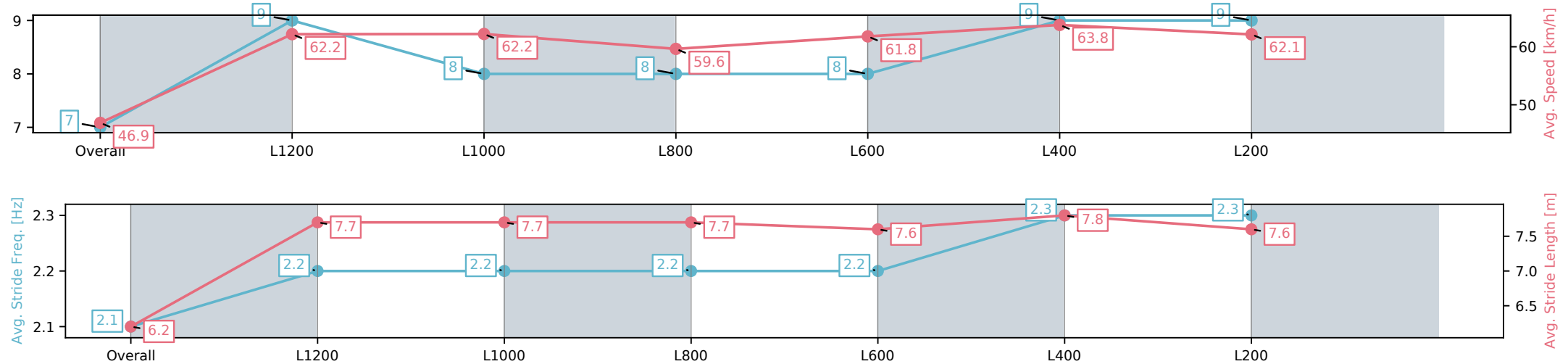
Race 3: Bonner's Bucks Day Handicap - 1400m

31 January 2026 - 12:34PM

Track Rating: Good 4, Weather: Fine, Rail Position: True



Section	Overall	L1200	L1000	L800	L600	L400	L200
Section Times	1:25.23[7] (0:15.33)	1:09.90[9] (0:11.61)	0:58.29[8] (0:11.61)	0:46.68[8] (0:12.09)	0:34.59[8] (0:11.66)	0:22.93[9] (0:11.36)	0:11.57[9] (0:11.56)
Average Speed [km/h]	46.9	62.2	62.2	59.6	61.8	63.8	62.1
Top Speed [km/h]	59.9	62.7	63.1	60.6	63.4	64.4	64.4
Avg. Dist. to Rail [m]	5.5	1.8	0.9	0.9	0.4	3.5	6.2
Avg. Stride Freq. [Hz]	2.1	2.2	2.2	2.2	2.2	2.3	2.3
Avg. Stride Length [m]	6.2	7.7	7.7	7.7	7.6	7.8	7.6



[] Ranking at each section and finish

-:-:- No data available at this section

NA No data available

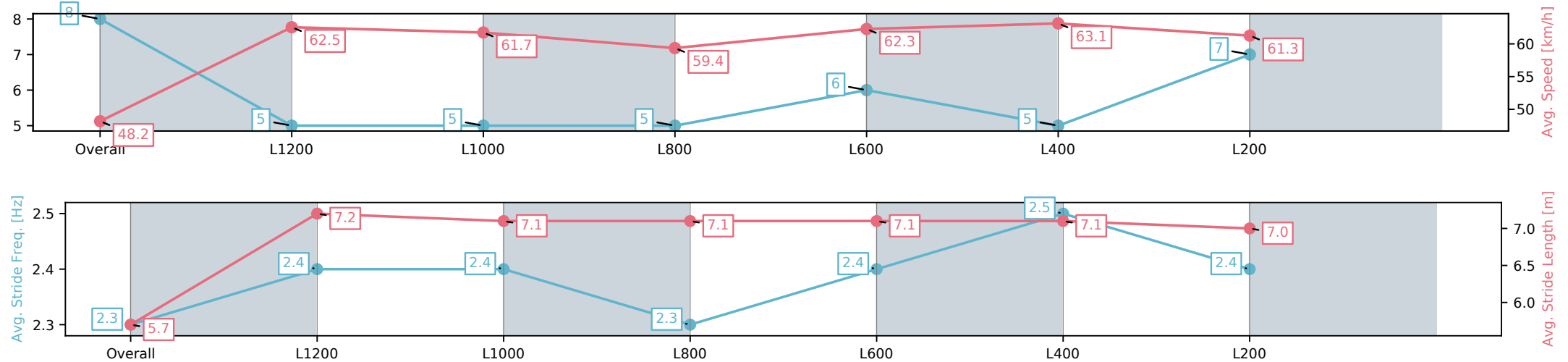
Horse/Jockey Name	CAPTAIN JOOLIAN/Alysha Warren
Finish Rank	8
Fastest Section Time (Section)	0:11.46 (L400)
Top Speed [km/h] (Section)	63.6 (L600)
Race State	Finished



Morphettville-Professional-2026-01-31
Race 3: Bonner's Bucks Day Handicap - 1400m
31 January 2026 - 12:34PM
Track Rating: Good 4, Weather: Fine, Rail Position: True



Section	Overall	L1200	L1000	L800	L600	L400	L200
Section Times	1:25.27[8] (0:14.94)	1:10.33[5] (0:11.50)	0:58.83[5] (0:11.76)	0:47.07[5] (0:12.17)	0:34.90[6] (0:11.66)	0:23.24[5] (0:11.46)	0:11.78[7] (0:11.78)
Average Speed [km/h]	48.2	62.5	61.7	59.4	62.3	63.1	61.3
Top Speed [km/h]	61.2	63.5	62.7	60.8	63.3	63.6	62.9
Avg. Dist. to Rail [m]	5.0	2.6	1.2	1.2	1.7	3.7	5.4
Avg. Stride Freq. [Hz]	2.3	2.4	2.4	2.3	2.4	2.5	2.4
Avg. Stride Length [m]	5.7	7.2	7.1	7.1	7.1	7.1	7.0



[] Ranking at each section and finish
-:-:- No data available at this section
NA No data available

Horse/Jockey Name	IRREFUTABLY/Teagan Voorham
Finish Rank	9
Fastest Section Time (Section)	0:11.50 (L1200)
Top Speed [km/h] (Section)	63.9 (L600)
Race State	Finished



Morphettville-Professional-2026-01-31

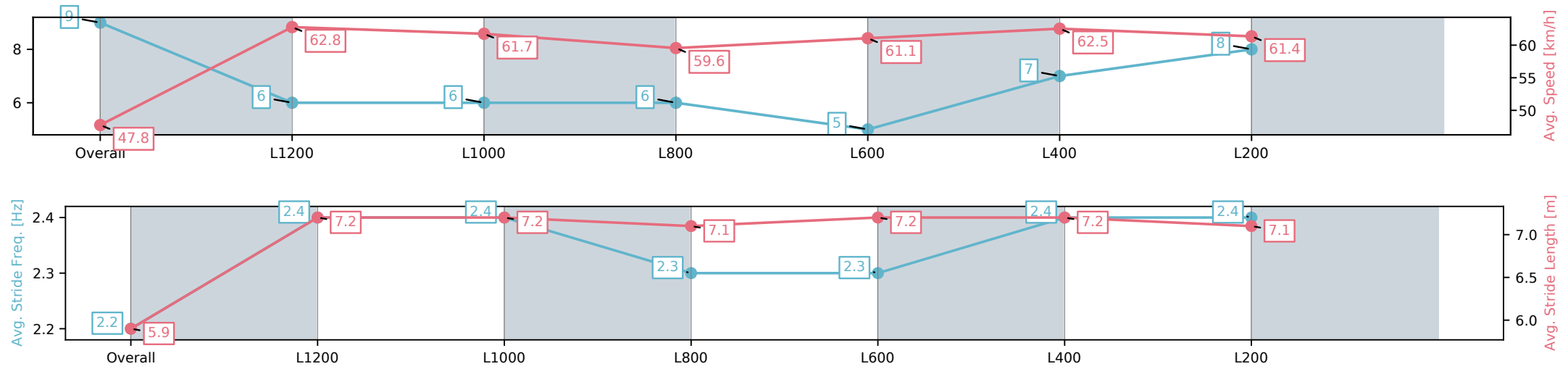
Race 3: Bonner's Bucks Day Handicap - 1400m

31 January 2026 - 12:34PM

Track Rating: Good 4, Weather: Fine, Rail Position: True



Section	Overall	L1200	L1000	L800	L600	L400	L200
Section Times	1:25.32[9] (0:15.01)	1:10.31[6] (0:11.50)	0:58.81[6] (0:11.71)	0:47.10[6] (0:11.99)	0:35.11[5] (0:11.84)	0:23.27[7] (0:11.50)	0:11.77[8] (0:11.77)
Average Speed [km/h]	47.8	62.8	61.7	59.6	61.1	62.5	61.4
Top Speed [km/h]	61.3	63.1	62.7	60.8	62.3	63.9	63.8
Avg. Dist. to Rail [m]	1.8	1.3	0.6	1.3	0.8	2.1	3.4
Avg. Stride Freq. [Hz]	2.2	2.4	2.4	2.3	2.3	2.4	2.4
Avg. Stride Length [m]	5.9	7.2	7.2	7.1	7.2	7.2	7.1



[] Ranking at each section and finish

-:-:- No data available at this section

NA No data available

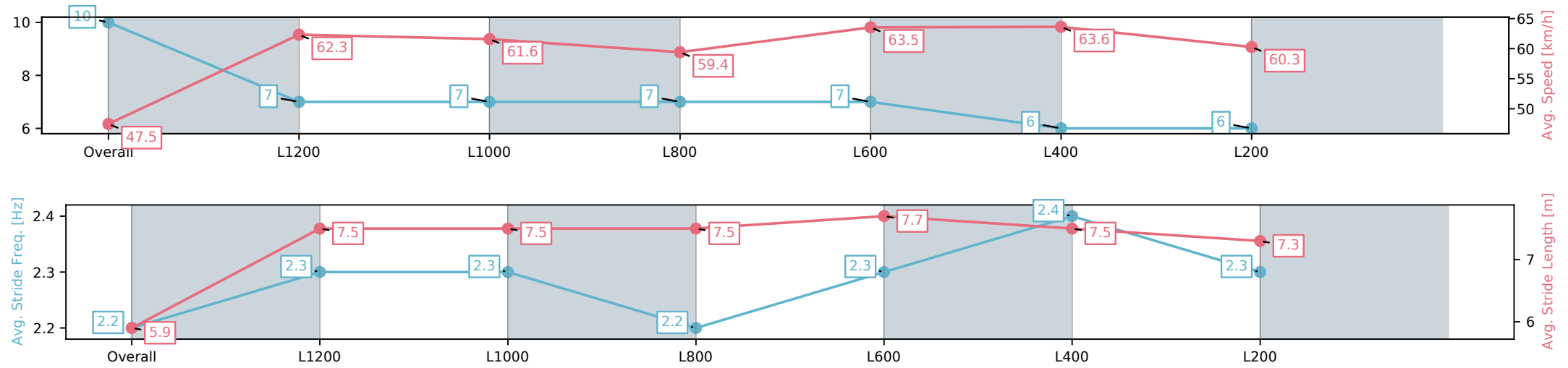
Horse/Jockey Name	THE SPRINKLER/Jake Toeroek
Finish Rank	10
Fastest Section Time (Section)	0:11.38 (L400)
Top Speed [km/h] (Section)	64.9 (L600)
Race State	Finished



Morphettville-Professional-2026-01-31
Race 3: Bonner's Bucks Day Handicap - 1400m
31 January 2026 - 12:34PM
Track Rating: Good 4, Weather: Fine, Rail Position: True



Section	Overall	L1200	L1000	L800	L600	L400	L200
Section Times	1:25.36[10] (0:15.15)	1:10.21[7] (0:11.59)	0:58.62[7] (0:11.70)	0:46.92[7] (0:12.11)	0:34.81[7] (0:11.49)	0:23.32[6] (0:11.38)	0:11.94[6] (0:11.94)
Average Speed [km/h]	47.5	62.3	61.6	59.4	63.5	63.6	60.3
Top Speed [km/h]	61.1	62.9	62.9	60.8	64.0	64.9	63.0
Avg. Dist. to Rail [m]	2.4	1.8	0.7	0.6	1.7	5.5	8.9
Avg. Stride Freq. [Hz]	2.2	2.3	2.3	2.2	2.3	2.4	2.3
Avg. Stride Length [m]	5.9	7.5	7.5	7.5	7.7	7.5	7.3



[] Ranking at each section and finish
-:-:- No data available at this section
NA No data available

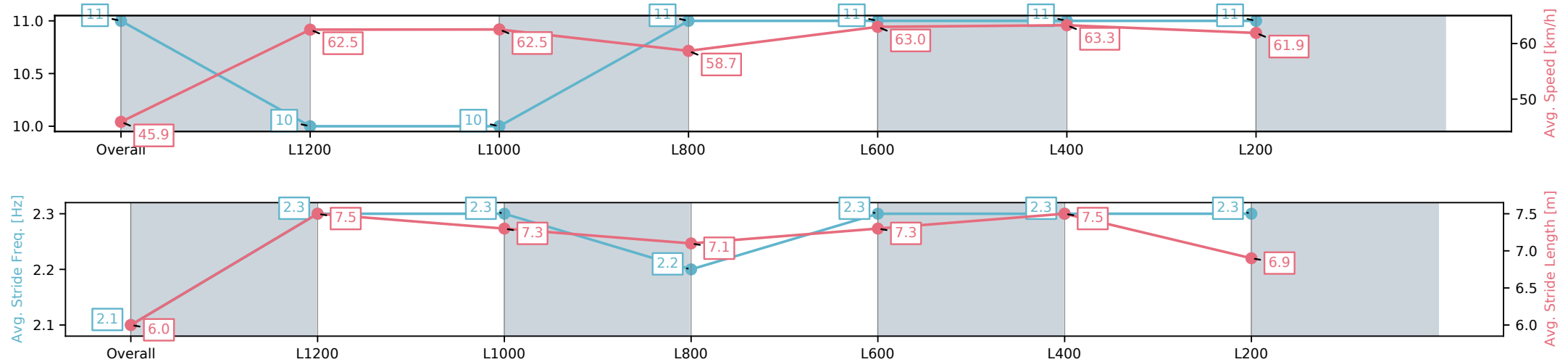
Horse/Jockey Name	KATIM'S CLUB/Caitlin Tootell
Finish Rank	11
Fastest Section Time (Section)	0:11.41 (L400)
Top Speed [km/h] (Section)	64.1 (L400)
Race State	Finished



Morphettville-Professional-2026-01-31
Race 3: Bonner's Bucks Day Handicap - 1400m
31 January 2026 - 12:34PM
Track Rating: Good 4, Weather: Fine, Rail Position: True



Section	Overall	L1200	L1000	L800	L600	L400	L200
Section Times	1:25.76[11] (0:15.68)	1:10.08[10] (0:11.55)	0:58.53[10] (0:11.67)	0:46.86[11] (0:12.26)	0:34.60[11] (0:11.56)	0:23.03[11] (0:11.41)	0:11.62[11] (0:11.62)
Average Speed [km/h]	45.9	62.5	62.5	58.7	63.0	63.3	61.9
Top Speed [km/h]	57.8	63.8	63.5	60.7	63.6	63.6	64.1
Avg. Dist. to Rail [m]	8.1	3.4	2.6	2.0	1.1	3.7	4.8
Avg. Stride Freq. [Hz]	2.1	2.3	2.3	2.2	2.3	2.3	2.3
Avg. Stride Length [m]	6.0	7.5	7.3	7.1	7.3	7.5	6.9



[] Ranking at each section and finish
-:-:- No data available at this section
NA No data available