



Morphettville-Professional-2026-01-31
Race 2: Sportsbet Green Tick Handicap - 1250m
31 January 2026 - 11:59AM

Track Rating: Good 4, Weather: Fine, Rail Position: True



Section
Field Times

Overall
1:14.53
(0:16.39)

L1000
0:58.14
(0:10.88)

L800
0:47.27
(0:11.36)

L600
0:35.91
(0:11.71)

L400
0:24.19
(0:11.81)

L200
0:12.38
(0:12.38)

Position	#	Horse/Jockey	Barrier	Top Speed [km/h]	Fastest Section	First 400m	Overall	L1000	L800	L600	L400	L200	Margin	Distance Travelled From Winner [m]
1	1	LIGHT THE NIGHT	6	66.5	0:11.16	0:25.28	1:14.53	0:57.55 [8]	0:46.39 [7]	0:35.05 [8]	0:23.58 [8]	0:12.01 [7]	1:14.53	
		Jason Holder		1400-1200	1000-800		(0:16.98)	(0:11.16)	(0:11.34)	(0:11.47)	(0:11.56)	(0:12.01)		
2	5	SAFE BET	8	67.6	0:11.01	0:24.94	1:14.54	0:57.82 [5]	0:46.81 [3]	0:35.47 [4]	0:23.95 [4]	0:12.40 [1]	0.07L	+0
		Alysha Warren		1400-1200	1000-800		(0:16.72)	(0:11.01)	(0:11.34)	(0:11.52)	(0:11.55)	(0:12.40)		
3	11	MISS TORMENTA	4	66.8	0:11.12	0:24.87	1:14.73	0:58.17 [2]	0:47.05 [2]	0:35.82 [3]	0:24.28 [3]	0:12.57 [2]	1.35L	-6
		Ben Price		1400-1200	1000-800		(0:16.56)	(0:11.12)	(0:11.23)	(0:11.54)	(0:11.71)	(0:12.56)		
4	7	BREAKFAST	1	67.2	0:11.04	0:25.12	1:14.74	0:58.00 [6]	0:46.96 [4]	0:35.89 [2]	0:24.38 [2]	0:12.48 [4]	1.35L	-7
		Teagan Voorham		1400-1200	1000-800		(0:16.74)	(0:11.04)	(0:11.07)	(0:11.51)	(0:11.90)	(0:12.48)		
5	9	YOU'RE SO GOLDEN	9	68.7	0:10.88	0:24.51	1:14.75	0:58.37 [1]	0:47.49 [1]	0:36.13 [1]	0:24.42 [1]	0:12.54 [3]	1.42L	-8
		Caitlin Tootell		1400-1200	1000-800		(0:16.38)	(0:10.88)	(0:11.36)	(0:11.71)	(0:11.88)	(0:12.54)		
6	2	REGAL RIPPER	7	67.3	0:11.12	0:24.93	1:14.77	0:58.08 [3]	0:46.96 [5]	0:35.64 [5]	0:24.09 [5]	0:12.35 [5]	1.57L	-6
		Caitlin Jones		1400-1200	1000-800		(0:16.69)	(0:11.12)	(0:11.32)	(0:11.55)	(0:11.74)	(0:12.35)		
7	10	DAMELLI	10	66.7	0:11.22	0:25.77	1:14.83	0:57.69 [10]	0:46.29 [10]	0:35.02 [10]	0:23.80 [9]	0:12.27 [8]	1.99L	-4
		Kayla Crowther		1400-1200	600-400		(0:17.14)	(0:11.40)	(0:11.27)	(0:11.22)	(0:11.53)	(0:12.27)		
8	8	OAK PARK MADDISON	3	66.5	0:11.28	0:25.40	1:14.83	0:58.04 [7]	0:46.62 [8]	0:35.33 [9]	0:23.76 [10]	0:12.13 [10]	2.0L	+1
		Jackson Murphy		1400-1200	800-600		(0:16.79)	(0:11.42)	(0:11.28)	(0:11.56)	(0:11.63)	(0:12.13)		
9	4	DAMPEN	2	67.5	0:11.21	0:25.08	1:14.85	0:58.16 [4]	0:46.93 [6]	0:35.72 [6]	0:24.15 [6]	0:12.39 [6]	2.13L	-2
		Alana Livesey		1400-1200	800-600		(0:16.69)	(0:11.23)	(0:11.21)	(0:11.56)	(0:11.76)	(0:12.39)		
10	3	BEACHBARBECKONS	5	67.0	0:11.15	0:25.44	1:15.40	0:58.33 [9]	0:47.18 [9]	0:36.00 [7]	0:24.52 [7]	0:12.70 [9]	5.79L	-8
		Jake Toeroek		1400-1200	1000-800		(0:17.07)	(0:11.15)	(0:11.18)	(0:11.48)	(0:11.82)	(0:12.70)		

Scratched: Grammy's Sunshine (#6)

Report Created: Sat 31 January 2026 12:47:57 GMT+11 (Note: Timing is based on positional data)

Page 1/11

[] Position in running at each section and finish
-:-:- No data available at this section
NA No data available
Background shading for fastest section

Saddle cloth number
DNF Did not finish
DNT Did not track

Horse/Jockey Name	LIGHT THE NIGHT/Jason Holder
Finish Rank	1
Fastest Section Time (Section)	0:11.16 (L800)
Top Speed [km/h] (Section)	66.5 (Overall)
Race State	Finished



Morphettville-Professional-2026-01-31

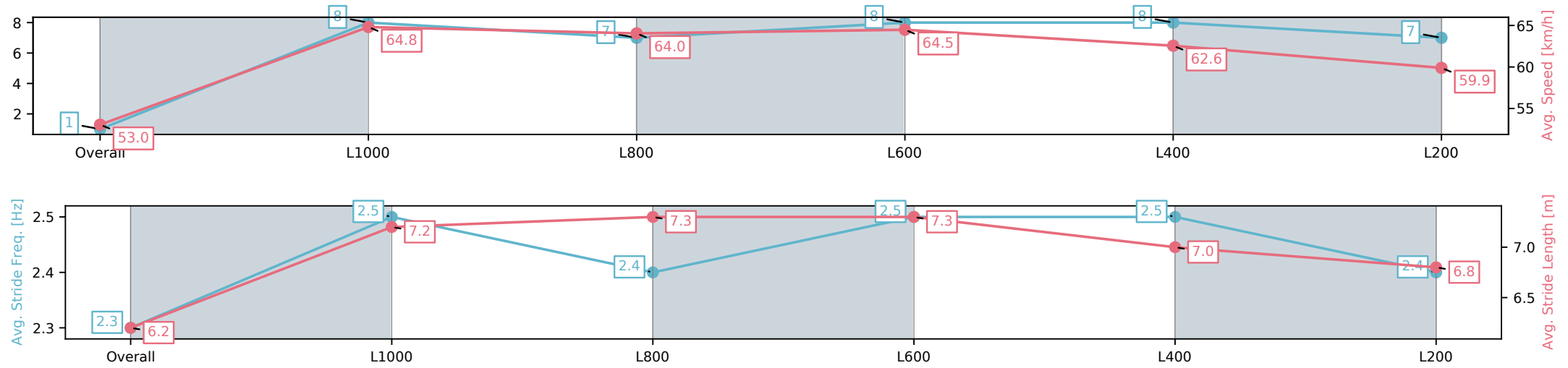
Race 2: Sportsbet Green Tick Handicap - 1250m

31 January 2026 - 11:59AM

Track Rating: Good 4, Weather: Fine, Rail Position: True



Section	Overall	L1000	L800	L600	L400	L200
Section Times	1:14.53[1] (0:16.98)	0:57.55[8] (0:11.16)	0:46.39[7] (0:11.34)	0:35.05[8] (0:11.47)	0:23.58[8] (0:11.56)	0:12.01[7] (0:12.01)
Average Speed [km/h]	53.0	64.8	64.0	64.5	62.6	59.9
Top Speed [km/h]	66.5	66.5	65.6	65.4	64.7	62.6
Avg. Dist. to Rail [m]	3.6	1.2	3.7	3.7	4.9	7.7
Avg. Stride Freq. [Hz]	2.3	2.5	2.4	2.5	2.5	2.4
Avg. Stride Length [m]	6.2	7.2	7.3	7.3	7.0	6.8



[] Ranking at each section and finish
-:-:- No data available at this section
NA No data available

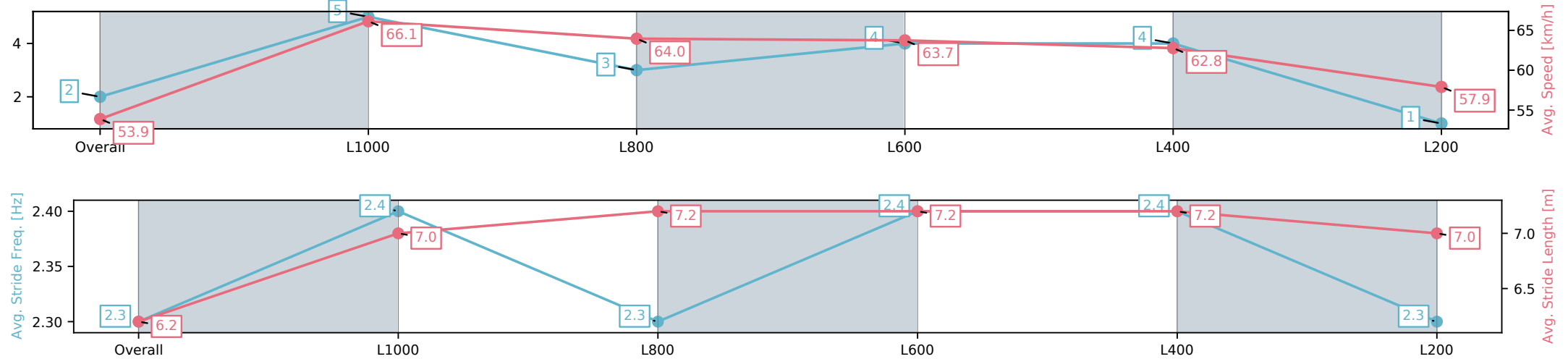
Horse/Jockey Name	SAFE BET/Alysha Warren
Finish Rank	2
Fastest Section Time (Section)	0:11.01 (L800)
Top Speed [km/h] (Section)	67.6 (Overall)
Race State	Finished



Morphettville-Professional-2026-01-31
Race 2: Sportsbet Green Tick Handicap - 1250m
31 January 2026 - 11:59AM
Track Rating: Good 4, Weather: Fine, Rail Position: True



Section	Overall	L1000	L800	L600	L400	L200
Section Times	1:14.54[2] (0:16.72)	0:57.82[5] (0:11.01)	0:46.81[3] (0:11.34)	0:35.47[4] (0:11.52)	0:23.95[4] (0:11.55)	0:12.40[1] (0:12.40)
Average Speed [km/h]	53.9	66.1	64.0	63.7	62.8	57.9
Top Speed [km/h]	67.6	67.6	64.7	64.0	63.1	61.6
Avg. Dist. to Rail [m]	5.7	2.5	3.1	3.1	3.6	5.6
Avg. Stride Freq. [Hz]	2.3	2.4	2.3	2.4	2.4	2.3
Avg. Stride Length [m]	6.2	7.0	7.2	7.2	7.2	7.0



[] Ranking at each section and finish
-:-:- No data available at this section
NA No data available

Horse/Jockey Name	MISS TORMENTA/Ben Price
Finish Rank	3
Fastest Section Time (Section)	0:11.12 (L800)
Top Speed [km/h] (Section)	66.8 (Overall)
Race State	Finished



Morphettville-Professional-2026-01-31

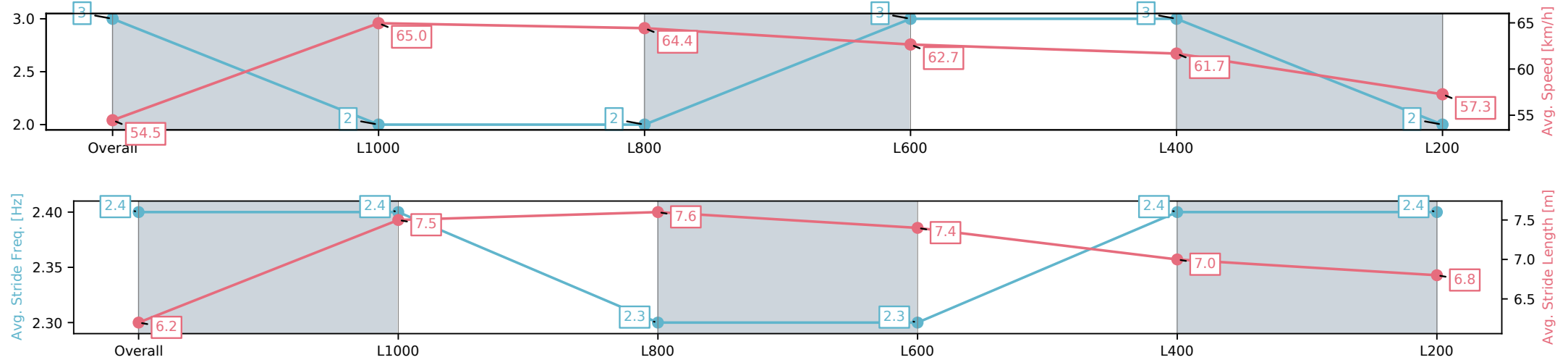
Race 2: Sportsbet Green Tick Handicap - 1250m

31 January 2026 - 11:59AM

Track Rating: Good 4, Weather: Fine, Rail Position: True



Section	Overall	L1000	L800	L600	L400	L200
Section Times	1:14.73[3] (0:16.56)	0:58.17[2] (0:11.12)	0:47.05[2] (0:11.23)	0:35.82[3] (0:11.54)	0:24.28[3] (0:11.71)	0:12.57[2] (0:12.56)
Average Speed [km/h]	54.5	65.0	64.4	62.7	61.7	57.3
Top Speed [km/h]	66.8	66.8	65.6	63.8	62.3	60.9
Avg. Dist. to Rail [m]	2.2	1.2	1.5	0.7	2.1	4.0
Avg. Stride Freq. [Hz]	2.4	2.4	2.3	2.3	2.4	2.4
Avg. Stride Length [m]	6.2	7.5	7.6	7.4	7.0	6.8



[] Ranking at each section and finish
-:-:- No data available at this section
NA No data available

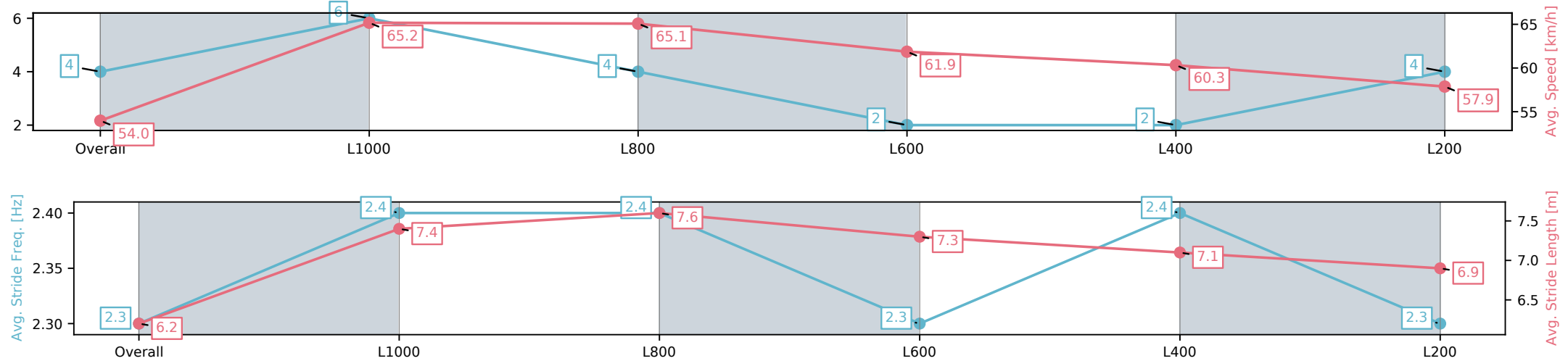
Horse/Jockey Name	BREAKFAST/Teagan Voorham
Finish Rank	4
Fastest Section Time (Section)	0:11.04 (L800)
Top Speed [km/h] (Section)	67.2 (Overall)
Race State	Finished



Morphettville-Professional-2026-01-31
Race 2: Sportsbet Green Tick Handicap - 1250m
31 January 2026 - 11:59AM
Track Rating: Good 4, Weather: Fine, Rail Position: True



Section	Overall	L1000	L800	L600	L400	L200
Section Times	1:14.74[4] (0:16.74)	0:58.00[6] (0:11.04)	0:46.96[4] (0:11.07)	0:35.89[2] (0:11.51)	0:24.38[2] (0:11.90)	0:12.48[4] (0:12.48)
Average Speed [km/h]	54.0	65.2	65.1	61.9	60.3	57.9
Top Speed [km/h]	67.1	67.2	66.6	63.0	62.7	59.5
Avg. Dist. to Rail [m]	1.2	0.6	0.9	1.6	1.3	2.3
Avg. Stride Freq. [Hz]	2.3	2.4	2.4	2.3	2.4	2.3
Avg. Stride Length [m]	6.2	7.4	7.6	7.3	7.1	6.9



[] Ranking at each section and finish
-:-:- No data available at this section
NA No data available

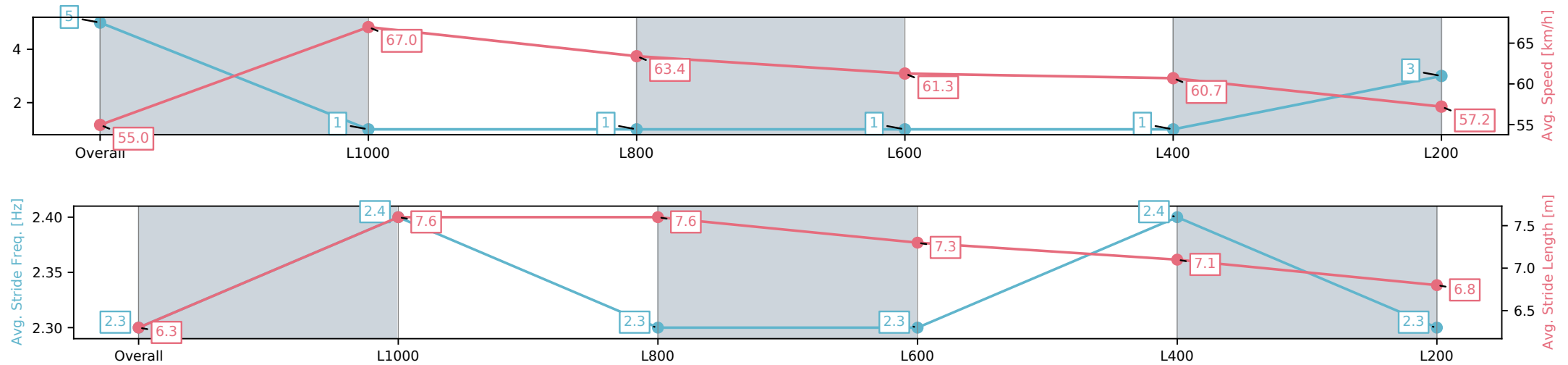
Horse/Jockey Name	YOU'RE SO GOLDEN/Caitlin Tootell
Finish Rank	5
Fastest Section Time (Section)	0:10.88 (L800)
Top Speed [km/h] (Section)	68.7 (Overall)
Race State	Finished



Morphettville-Professional-2026-01-31
Race 2: Sportsbet Green Tick Handicap - 1250m
31 January 2026 - 11:59AM
Track Rating: Good 4, Weather: Fine, Rail Position: True



Section	Overall	L1000	L800	L600	L400	L200
Section Times	1:14.75[5] (0:16.38)	0:58.37[1] (0:10.88)	0:47.49[1] (0:11.36)	0:36.13[1] (0:11.71)	0:24.42[1] (0:11.88)	0:12.54[3] (0:12.54)
Average Speed [km/h]	55.0	67.0	63.4	61.3	60.7	57.2
Top Speed [km/h]	68.4	68.7	65.7	62.5	63.3	59.3
Avg. Dist. to Rail [m]	6.8	2.5	0.7	0.5	0.5	0.9
Avg. Stride Freq. [Hz]	2.3	2.4	2.3	2.3	2.4	2.3
Avg. Stride Length [m]	6.3	7.6	7.6	7.3	7.1	6.8



[] Ranking at each section and finish
-:-:- No data available at this section
NA No data available

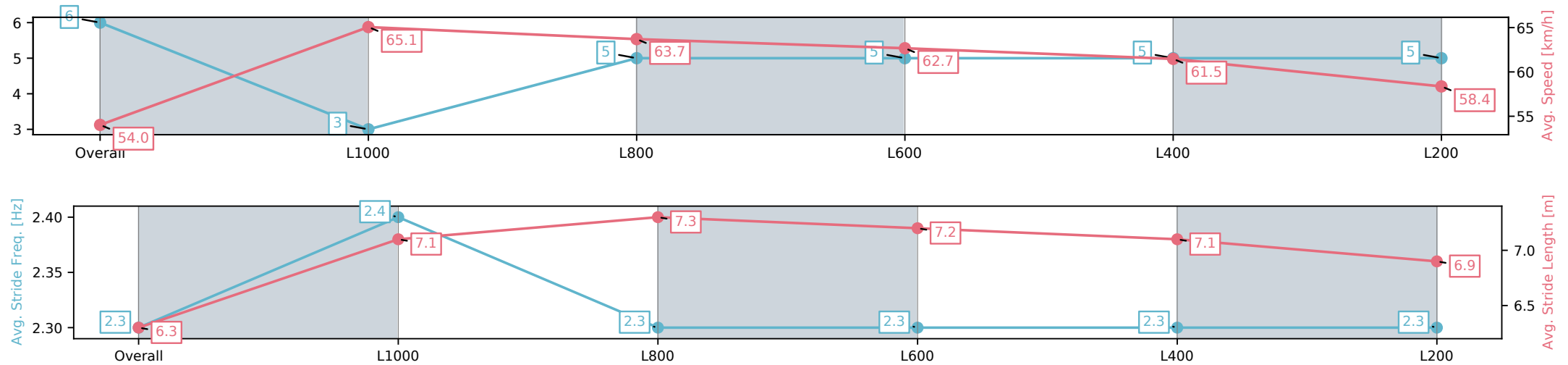
Horse/Jockey Name	REGAL RIPPER/Caitlin Jones
Finish Rank	6
Fastest Section Time (Section)	0:11.12 (L800)
Top Speed [km/h] (Section)	67.3 (Overall)
Race State	Finished



Morphettville-Professional-2026-01-31
Race 2: Sportsbet Green Tick Handicap - 1250m
31 January 2026 - 11:59AM
Track Rating: Good 4, Weather: Fine, Rail Position: True



Section	Overall	L1000	L800	L600	L400	L200
Section Times	1:14.77[6] (0:16.69)	0:58.08[3] (0:11.12)	0:46.96[5] (0:11.32)	0:35.64[5] (0:11.55)	0:24.09[5] (0:11.74)	0:12.35[5] (0:12.35)
Average Speed [km/h]	54.0	65.1	63.7	62.7	61.5	58.4
Top Speed [km/h]	67.3	67.0	65.0	63.7	64.9	60.3
Avg. Dist. to Rail [m]	4.7	1.1	1.6	0.6	2.0	5.0
Avg. Stride Freq. [Hz]	2.3	2.4	2.3	2.3	2.3	2.3
Avg. Stride Length [m]	6.3	7.1	7.3	7.2	7.1	6.9



[] Ranking at each section and finish
-:-:- No data available at this section
NA No data available

Horse/Jockey Name	DAMELLI/Kayla Crowther
Finish Rank	7
Fastest Section Time (Section)	0:11.22 (L400)
Top Speed [km/h] (Section)	66.7 (Overall)
Race State	Finished



Morphettville-Professional-2026-01-31

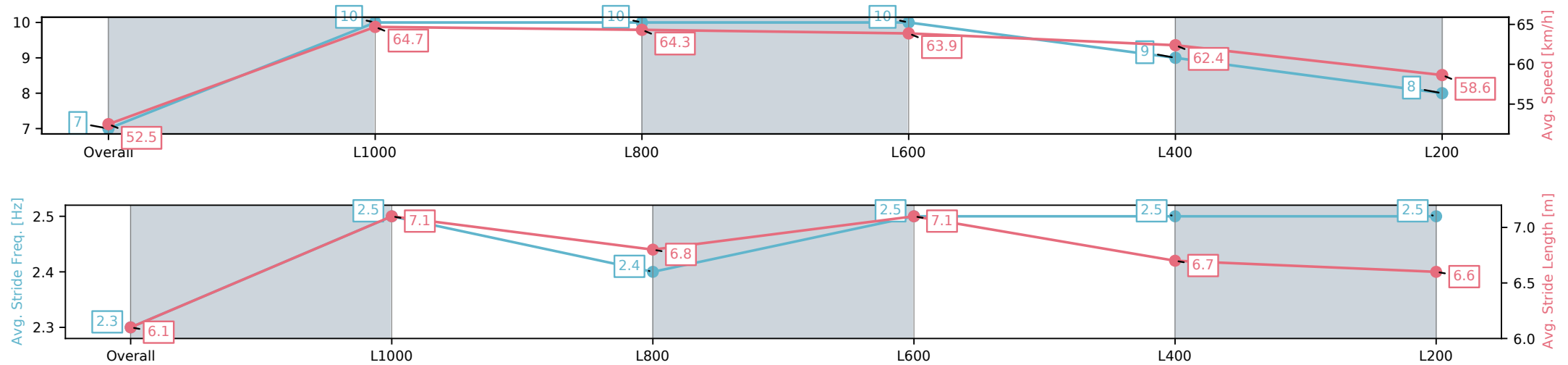
Race 2: Sportsbet Green Tick Handicap - 1250m

31 January 2026 - 11:59AM

Track Rating: Good 4, Weather: Fine, Rail Position: True



Section	Overall	L1000	L800	L600	L400	L200
Section Times	1:14.83[7] (0:17.14)	0:57.69[10] (0:11.40)	0:46.29[10] (0:11.27)	0:35.02[10] (0:11.22)	0:23.80[9] (0:11.53)	0:12.27[8] (0:12.27)
Average Speed [km/h]	52.5	64.7	64.3	63.9	62.4	58.6
Top Speed [km/h]	66.7	65.5	64.9	64.3	63.7	61.7
Avg. Dist. to Rail [m]	5.4	4.1	3.6	1.6	1.7	4.5
Avg. Stride Freq. [Hz]	2.3	2.5	2.4	2.5	2.5	2.5
Avg. Stride Length [m]	6.1	7.1	6.8	7.1	6.7	6.6



[] Ranking at each section and finish
-:-:- No data available at this section
NA No data available

Horse/Jockey Name	OAK PARK MADDISON/Jackson Murphy
Finish Rank	8
Fastest Section Time (Section)	0:11.28 (L600)
Top Speed [km/h] (Section)	66.5 (Overall)
Race State	Finished



Morphettville-Professional-2026-01-31

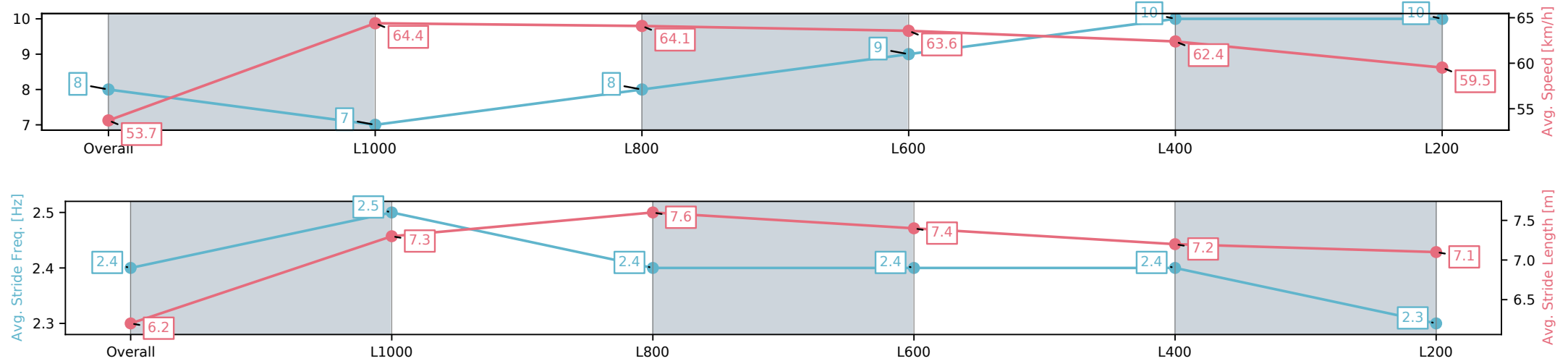
Race 2: Sportsbet Green Tick Handicap - 1250m

31 January 2026 - 11:59AM

Track Rating: Good 4, Weather: Fine, Rail Position: True



Section	Overall	L1000	L800	L600	L400	L200
Section Times	1:14.83[8] (0:16.79)	0:58.04[7] (0:11.42)	0:46.62[8] (0:11.28)	0:35.33[9] (0:11.56)	0:23.76[10] (0:11.63)	0:12.13[10] (0:12.13)
Average Speed [km/h]	53.7	64.4	64.1	63.6	62.4	59.5
Top Speed [km/h]	66.5	65.5	65.0	64.9	63.7	62.0
Avg. Dist. to Rail [m]	2.9	4.4	3.3	3.1	6.9	9.5
Avg. Stride Freq. [Hz]	2.4	2.5	2.4	2.4	2.4	2.3
Avg. Stride Length [m]	6.2	7.3	7.6	7.4	7.2	7.1



[] Ranking at each section and finish
-:-:- No data available at this section
NA No data available

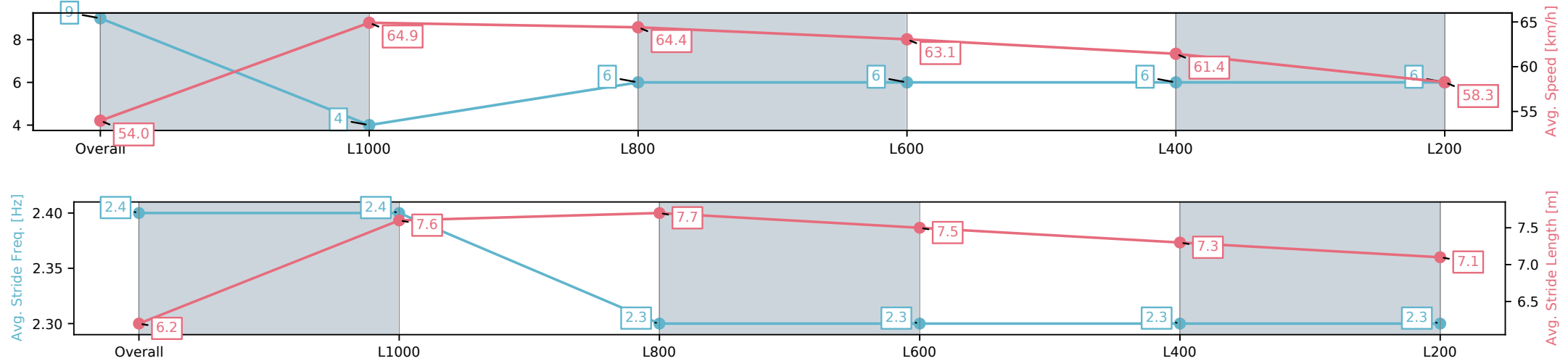
Horse/Jockey Name	DAMPEN/Alana Livesey
Finish Rank	9
Fastest Section Time (Section)	0:11.21 (L600)
Top Speed [km/h] (Section)	67.5 (Overall)
Race State	Finished



Morphettville-Professional-2026-01-31
Race 2: Sportsbet Green Tick Handicap - 1250m
31 January 2026 - 11:59AM
Track Rating: Good 4, Weather: Fine, Rail Position: True



Section	Overall	L1000	L800	L600	L400	L200
Section Times	1:14.85[9] (0:16.69)	0:58.16[4] (0:11.23)	0:46.93[6] (0:11.21)	0:35.72[6] (0:11.56)	0:24.15[6] (0:11.76)	0:12.39[6] (0:12.39)
Average Speed [km/h]	54.0	64.9	64.4	63.1	61.4	58.3
Top Speed [km/h]	67.5	66.6	65.1	63.8	62.8	60.3
Avg. Dist. to Rail [m]	1.7	2.2	3.0	2.0	3.3	3.4
Avg. Stride Freq. [Hz]	2.4	2.4	2.3	2.3	2.3	2.3
Avg. Stride Length [m]	6.2	7.6	7.7	7.5	7.3	7.1



[] Ranking at each section and finish
-:-:- No data available at this section
NA No data available

Horse/Jockey Name	BEACHBARBECKONS/Jake Toeroek
Finish Rank	10
Fastest Section Time (Section)	0:11.15 (L800)
Top Speed [km/h] (Section)	67.0 (Overall)
Race State	Finished



Morphettville-Professional-2026-01-31

Race 2: Sportsbet Green Tick Handicap - 1250m

31 January 2026 - 11:59AM

Track Rating: Good 4, Weather: Fine, Rail Position: True



Section	Overall	L1000	L800	L600	L400	L200
Section Times	1:15.40[10] (0:17.07)	0:58.33[9] (0:11.15)	0:47.18[9] (0:11.18)	0:36.00[7] (0:11.48)	0:24.52[7] (0:11.82)	0:12.70[9] (0:12.70)
Average Speed [km/h]	52.8	65.3	64.5	62.4	60.6	56.7
Top Speed [km/h]	66.6	67.0	66.1	63.4	61.7	59.7
Avg. Dist. to Rail [m]	2.8	1.7	1.1	0.9	0.8	2.2
Avg. Stride Freq. [Hz]	2.3	2.4	2.3	2.3	2.3	2.2
Avg. Stride Length [m]	6.2	7.7	7.8	7.4	7.4	7.1

