



# Morphettville-Professional-2026-01-31

## Race 1: Quayclean Maiden Plate - 1400m

31 January 2026 - 11:30AM

Track Rating: Good 4, Weather: Overcast, Rail Position: True



### Section

### Field Times

Overall

1:24.02

(0:14.17)

L1200

1:09.85

(0:10.78)

L1000

0:59.06

(0:11.53)

L800

0:47.54

(0:11.74)

L600

0:35.79

(0:11.71)

L400

0:24.08

(0:11.85)

Position	#	Horse/Jockey	Barrier	Top Speed [km/h]	Fastest Section	First 400m	Overall	L1200	L1000	L800	L600	L400	Distance Travelled From Winner [m]
1	8	BELONGTOJILL	10	66.0	0:11.32	0:26.10	1:24.02	1:09.33 [9]	0:57.92 [10]	0:46.60 [9]	0:34.98 [9]	0:23.35 [9]	
		Stacey Metcalfe		1200-1000	1000-800		(0:14.69)	(0:11.41)	(0:11.32)	(0:11.62)	(0:11.63)	(0:11.52)	
2	7	TORPEDOES	5	67.9	0:10.78	0:24.95	1:24.30	1:10.13 [1]	0:59.35 [1]	0:47.82 [1]	0:36.08 [1]	0:24.37 [1]	-3
		Todd Pannell		1400-1200	1200-1000		(0:14.17)	(0:10.78)	(0:11.53)	(0:11.74)	(0:11.71)	(0:11.85)	
3	11	PRETTY PERKY	3	65.5	0:11.15	0:25.63	1:24.39	1:09.91 [6]	0:58.76 [7]	0:47.24 [8]	0:35.66 [7]	0:24.04 [5]	+5
		Jacob Opperman		1400-1200	1200-1000		(0:14.48)	(0:11.15)	(0:11.52)	(0:11.57)	(0:11.62)	(0:11.75)	
4	2	MIKKI TANGO	4	65.3	0:11.14	0:25.41	1:24.84	1:10.57 [3]	0:59.43 [5]	0:47.86 [6]	0:36.09 [8]	0:24.43 [7]	+0
		Rochelle Milnes		1400-1200	1200-1000		(0:14.27)	(0:11.14)	(0:11.56)	(0:11.77)	(0:11.66)	(0:11.87)	
5	5	QATAR	6	66.9	0:11.01	0:25.64	1:24.91	1:10.28 [8]	0:59.27 [8]	0:47.92 [7]	0:36.42 [3]	0:24.73 [3]	+3
		Teagan Voorham		1400-1200	1200-1000		(0:14.63)	(0:11.01)	(0:11.35)	(0:11.50)	(0:11.69)	(0:12.03)	
6	10	CATHAY EXPRESS	8	67.8	0:10.71	0:25.03	1:24.95	1:10.63 [4]	0:59.92 [2]	0:48.38 [2]	0:36.54 [2]	0:24.80 [2]	-2
		Taylor Johnstone		1400-1200	1200-1000		(0:14.32)	(0:10.71)	(0:11.54)	(0:11.84)	(0:11.74)	(0:12.00)	
7	9	FIORONA	1	66.3	0:10.98	0:25.31	1:25.20	1:10.87 [5]	0:59.89 [4]	0:48.40 [4]	0:36.66 [4]	0:25.00 [4]	-5
		Alana Livesey		1400-1200	1200-1000		(0:14.33)	(0:10.98)	(0:11.49)	(0:11.74)	(0:11.66)	(0:12.04)	
8	6	ROOMERHASIT	7	66.7	0:10.99	0:25.23	1:25.58	1:11.34 [2]	1:00.35 [3]	0:48.79 [3]	0:36.98 [5]	0:25.22 [6]	-1
		Emily Finnegan		1400-1200	1200-1000		(0:14.24)	(0:10.99)	(0:11.56)	(0:11.81)	(0:11.76)	(0:12.07)	
9	1	BANDICOOT	2	69.1	0:10.62	0:25.49	1:25.59	1:10.72 [10]	1:00.10 [6]	0:48.66 [5]	0:36.87 [6]	0:25.02 [8]	-1
		Brooke King		1400-1200	1200-1000		(0:14.87)	(0:10.62)	(0:11.44)	(0:11.79)	(0:11.85)	(0:11.95)	
10	3	SIR AALI	9	65.9	0:11.41	0:25.97	1:25.66	1:11.10 [7]	0:59.69 [9]	0:48.10 [10]	0:36.36 [10]	0:24.50 [10]	+0
		Caitlin Jones		1400-1200	1200-1000		(0:14.56)	(0:11.41)	(0:11.59)	(0:11.74)	(0:11.86)	(0:11.95)	

Scratched: Kappa Crucis (#4)

Report Created: Sat 31 January 2026 12:14:41 GMT+11 (Note: Timing is based on positional data)

Page 1/12

[ ] Position in running at each section and finish  
-:-:- No data available at this section  
NA No data available  
■ Background shading for fastest section

# Saddle cloth number  
DNF Did not finish  
DNT Did not track

data processed by  TRIPLESDATA



# Morphettville-Professional-2026-01-31

## Race 1: Quayclean Maiden Plate - 1400m

31 January 2026 - 11:30AM

Track Rating: Good 4, Weather: Overcast, Rail Position: True



### Section Field Times

L200  
0:12.23  
(0:12.23)

Position	#	Horse/Jockey	Barrier	Top Speed [km/h]	Fastest Section	First 400m	Margin	Distance Travelled From Winner [m]
1	8	<b>BELONGTOJILL</b> Stacey Metcalfe	10	66.0 1200-1000	0:11.32 1000-800	0:26.10 (0:11.83)	0:11.83 [4] 1:24.02	
2	7	<b>TORPEDOES</b> Todd Pannell	5	67.9 1400-1200	0:10.78 1200-1000	0:24.95 (0:12.52)	0:12.52 [1] 1.98L	-3
3	11	<b>PRETTY PERKY</b> Jacob Opperman	3	65.5 1400-1200	0:11.15 1200-1000	0:25.63 (0:12.28)	0:12.29 [2] 2.59L	+5
4	2	<b>MIKKI TANGO</b> Rochelle Milnes	4	65.3 1400-1200	0:11.14 1200-1000	0:25.41 (0:12.56)	0:12.56 [7] 5.69L	+0
5	5	<b>QATAR</b> Teagan Voorham	6	66.9 1400-1200	0:11.01 1200-1000	0:25.64 (0:12.70)	0:12.70 [5] 6.22L	+3
6	10	<b>CATHAY EXPRESS</b> Taylor Johnstone	8	67.8 1400-1200	0:10.71 1200-1000	0:25.03 (0:12.80)	0:12.80 [3] 6.46L	-2
7	9	<b>FIORONA</b> Alana Livesey	1	66.3 1400-1200	0:10.98 1200-1000	0:25.31 (0:12.96)	0:12.96 [6] 8.24L	-5
8	6	<b>ROOMERHASIT</b> Emily Finnegan	7	66.7 1400-1200	0:10.99 1200-1000	0:25.23 (0:13.15)	0:13.15 [8] 10.82L	-1
9	1	<b>BANDICOOT</b> Brooke King	2	69.1 1400-1200	0:10.62 1200-1000	0:25.49 (0:13.07)	0:13.07 [9] 10.91L	-1
10	3	<b>SIR AALI</b> Caitlin Jones	9	65.9 1400-1200	0:11.41 1200-1000	0:25.97 (0:12.55)	0:12.55 [10] 11.37L	+0

Scratched: Kappa Crucis (#4)

Report Created: Sat 31 January 2026 12:14:41 GMT+11 (Note: Timing is based on positional data)

Page 2/12

[ ] Position in running at each section and finish  
-:-:- No data available at this section  
NA No data available  
■ Background shading for fastest section

# Saddle cloth number  
DNF Did not finish  
DNT Did not track

Horse/Jockey Name	BELONGTOJILL/Stacey Metcalfe
Finish Rank	1
Fastest Section Time (Section)	0:11.32 (L1000)
Top Speed [km/h] (Section)	66.0 (L1200)
Race State	Finished



Morphettville-Professional-2026-01-31

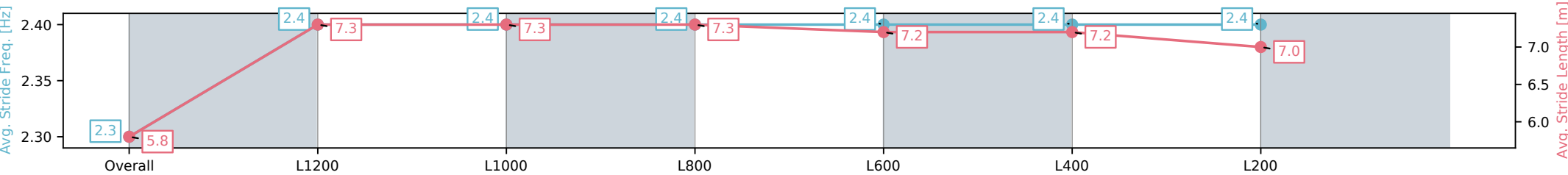
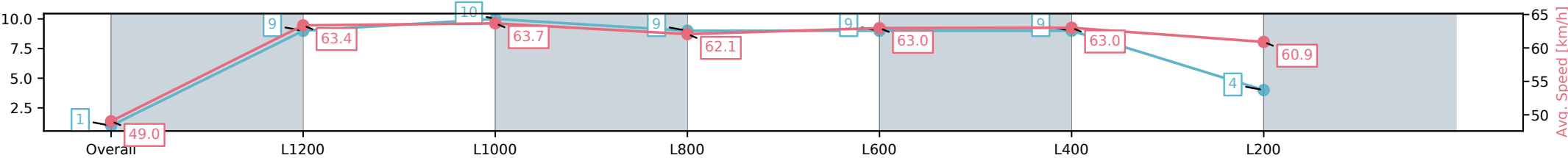
Race 1: Quayclean Maiden Plate - 1400m

31 January 2026 - 11:30AM

Track Rating: Good 4, Weather: Overcast, Rail Position: True



Section	Overall	L1200	L1000	L800	L600	L400	L200
Section Times	1:24.02[1] (0:14.69)	1:09.33[9] (0:11.41)	0:57.92[10] (0:11.32)	0:46.60[9] (0:11.62)	0:34.98[9] (0:11.63)	0:23.35[9] (0:11.52)	0:11.83[4] (0:11.83)
Average Speed [km/h]	49.0	63.4	63.7	62.1	63.0	63.0	60.9
Top Speed [km/h]	64.3	64.6	66.0	62.9	65.1	64.8	65.0
Avg. Dist. to Rail [m]	8.3	3.6	0.5	1.7	2.6	6.8	9.2
Avg. Stride Freq. [Hz]	2.3	2.4	2.4	2.4	2.4	2.4	2.4
Avg. Stride Length [m]	5.8	7.3	7.3	7.3	7.2	7.2	7.0



[ ] Ranking at each section and finish  
-:-:- No data available at this section  
NA No data available

Horse/Jockey Name	TORPEDOES/Todd Pannell
Finish Rank	2
Fastest Section Time (Section)	0:10.78 (L1200)
Top Speed [km/h] (Section)	67.9 (Overall)
Race State	Finished



Morphettville-Professional-2026-01-31

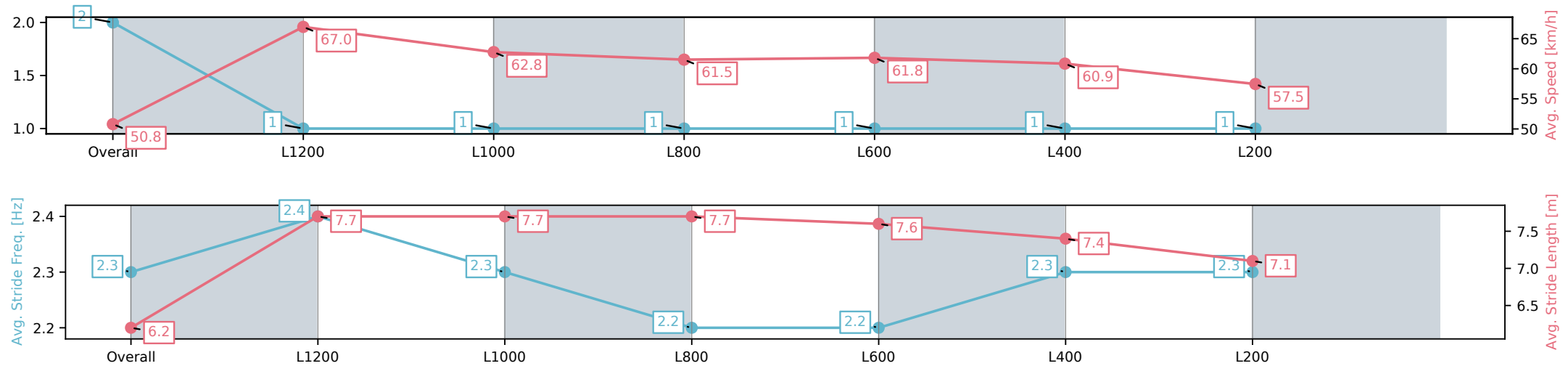
Race 1: Quayclean Maiden Plate - 1400m

31 January 2026 - 11:30AM

Track Rating: Good 4, Weather: Overcast, Rail Position: True



Section	Overall	L1200	L1000	L800	L600	L400	L200
Section Times	1:24.30[2] (0:14.17)	1:10.13[1] (0:10.78)	0:59.35[1] (0:11.53)	0:47.82[1] (0:11.74)	0:36.08[1] (0:11.71)	0:24.37[1] (0:11.85)	0:12.52[1] (0:12.52)
Average Speed [km/h]	50.8	67.0	62.8	61.5	61.8	60.9	57.5
Top Speed [km/h]	64.5	67.9	65.4	62.4	61.9	61.8	59.6
Avg. Dist. to Rail [m]	4.4	2.5	1.6	1.3	0.4	0.6	3.4
Avg. Stride Freq. [Hz]	2.3	2.4	2.3	2.2	2.2	2.3	2.3
Avg. Stride Length [m]	6.2	7.7	7.7	7.7	7.6	7.4	7.1



[ ] Ranking at each section and finish  
-:-:- No data available at this section  
NA No data available

Horse/Jockey Name	PRETTY PERKY/Jacob Opperman
Finish Rank	3
Fastest Section Time (Section)	0:11.15 (L1200)
Top Speed [km/h] (Section)	65.5 (Overall)
Race State	Finished



Morphettville-Professional-2026-01-31

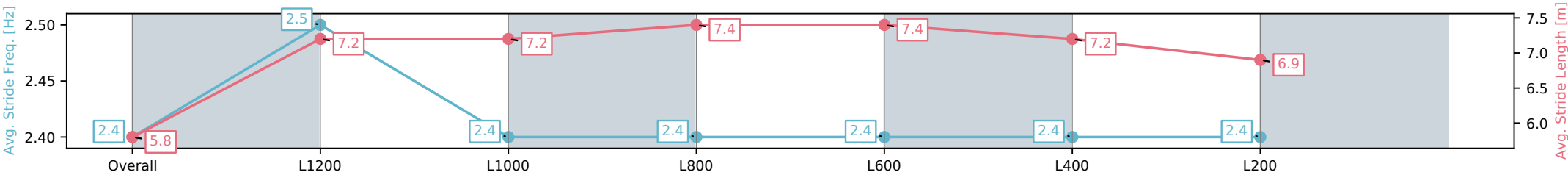
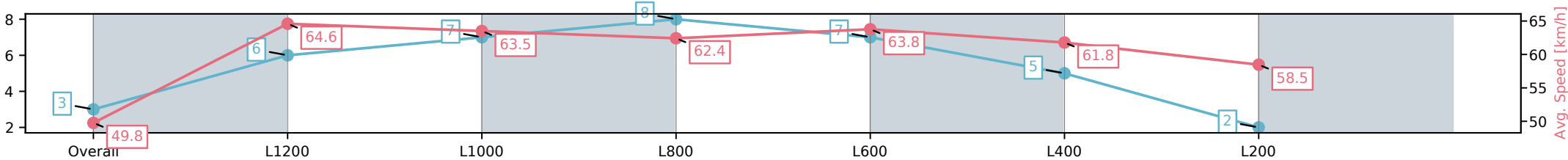
Race 1: Quayclean Maiden Plate - 1400m

31 January 2026 - 11:30AM

Track Rating: Good 4, Weather: Overcast, Rail Position: True



Section	Overall	L1200	L1000	L800	L600	L400	L200
Section Times	1:24.39[3] (0:14.48)	1:09.91[6] (0:11.15)	0:58.76[7] (0:11.52)	0:47.24[8] (0:11.57)	0:35.66[7] (0:11.62)	0:24.04[5] (0:11.75)	0:12.29[2] (0:12.28)
Average Speed [km/h]	49.8	64.6	63.5	62.4	63.8	61.8	58.5
Top Speed [km/h]	64.9	65.5	64.1	63.6	64.7	63.2	61.6
Avg. Dist. to Rail [m]	3.6	2.7	2.4	3.2	4.2	5.7	7.3
Avg. Stride Freq. [Hz]	2.4	2.5	2.4	2.4	2.4	2.4	2.4
Avg. Stride Length [m]	5.8	7.2	7.2	7.4	7.4	7.2	6.9



- [ ] Ranking at each section and finish
- :-:- No data available at this section
- NA No data available

Horse/Jockey Name	MIKKI TANGO/Rochelle Milnes
Finish Rank	4
Fastest Section Time (Section)	0:11.14 (L1200)
Top Speed [km/h] (Section)	65.3 (Overall)
Race State	Finished



Morphettville-Professional-2026-01-31

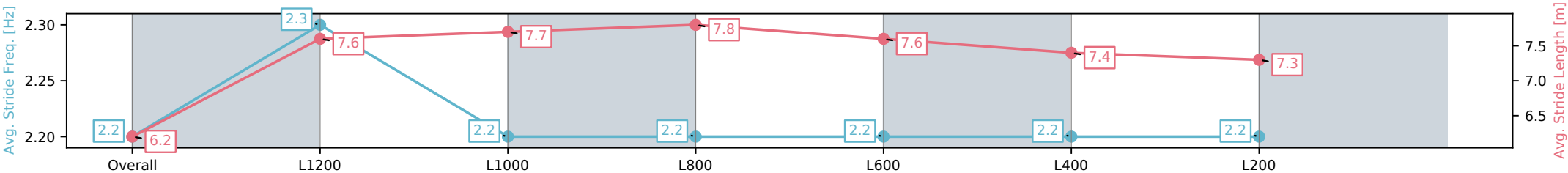
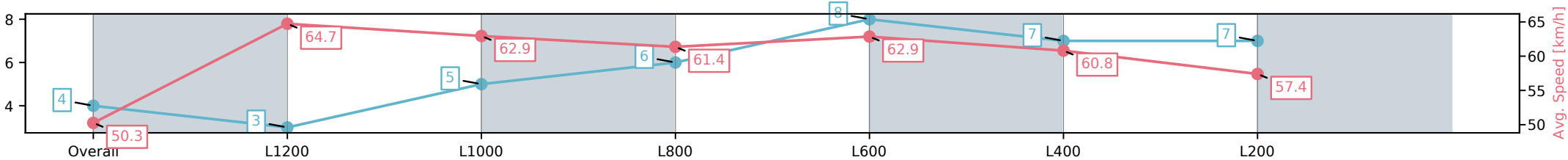
Race 1: Quayclean Maiden Plate - 1400m

31 January 2026 - 11:30AM

Track Rating: Good 4, Weather: Overcast, Rail Position: True



Section	Overall	L1200	L1000	L800	L600	L400	L200
Section Times	1:24.84[4] (0:14.27)	1:10.57[3] (0:11.14)	0:59.43[5] (0:11.56)	0:47.86[6] (0:11.77)	0:36.09[8] (0:11.66)	0:24.43[7] (0:11.87)	0:12.56[7] (0:12.56)
Average Speed [km/h]	50.3	64.7	62.9	61.4	62.9	60.8	57.4
Top Speed [km/h]	64.3	65.3	63.7	62.3	63.3	62.5	59.5
Avg. Dist. to Rail [m]	4.1	2.6	2.0	1.7	2.4	3.2	5.2
Avg. Stride Freq. [Hz]	2.2	2.3	2.2	2.2	2.2	2.2	2.2
Avg. Stride Length [m]	6.2	7.6	7.7	7.8	7.6	7.4	7.3



[ ] Ranking at each section and finish  
-:-:- No data available at this section  
NA No data available

Horse/Jockey Name	QATAR/Teagan Voorham
Finish Rank	5
Fastest Section Time (Section)	0:11.01 (L1200)
Top Speed [km/h] (Section)	66.9 (Overall)
Race State	Finished



Morphettville-Professional-2026-01-31

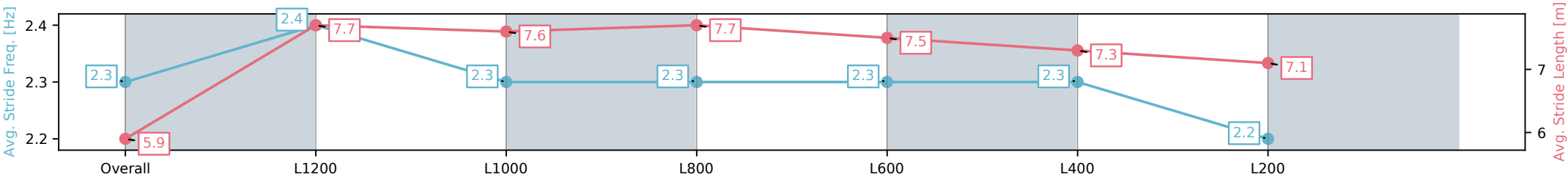
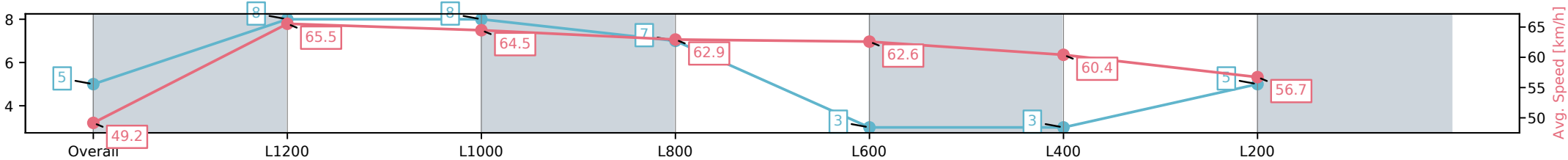
Race 1: Quayclean Maiden Plate - 1400m

31 January 2026 - 11:30AM

Track Rating: Good 4, Weather: Overcast, Rail Position: True



Section	Overall	L1200	L1000	L800	L600	L400	L200
Section Times	1:24.91[5] (0:14.63)	1:10.28[8] (0:11.01)	0:59.27[8] (0:11.35)	0:47.92[7] (0:11.50)	0:36.42[3] (0:11.69)	0:24.73[3] (0:12.03)	0:12.70[5] (0:12.70)
Average Speed [km/h]	49.2	65.5	64.5	62.9	62.6	60.4	56.7
Top Speed [km/h]	66.6	66.9	66.0	63.5	63.2	61.2	58.4
Avg. Dist. to Rail [m]	5.4	3.5	2.9	2.6	2.7	4.3	6.8
Avg. Stride Freq. [Hz]	2.3	2.4	2.3	2.3	2.3	2.3	2.2
Avg. Stride Length [m]	5.9	7.7	7.6	7.7	7.5	7.3	7.1



[ ] Ranking at each section and finish  
-:-:- No data available at this section  
NA No data available

Horse/Jockey Name	CATHAY EXPRESS/Taylor Johnstone
Finish Rank	6
Fastest Section Time (Section)	0:10.71 (L1200)
Top Speed [km/h] (Section)	67.8 (Overall)
Race State	Finished



Morphettville-Professional-2026-01-31

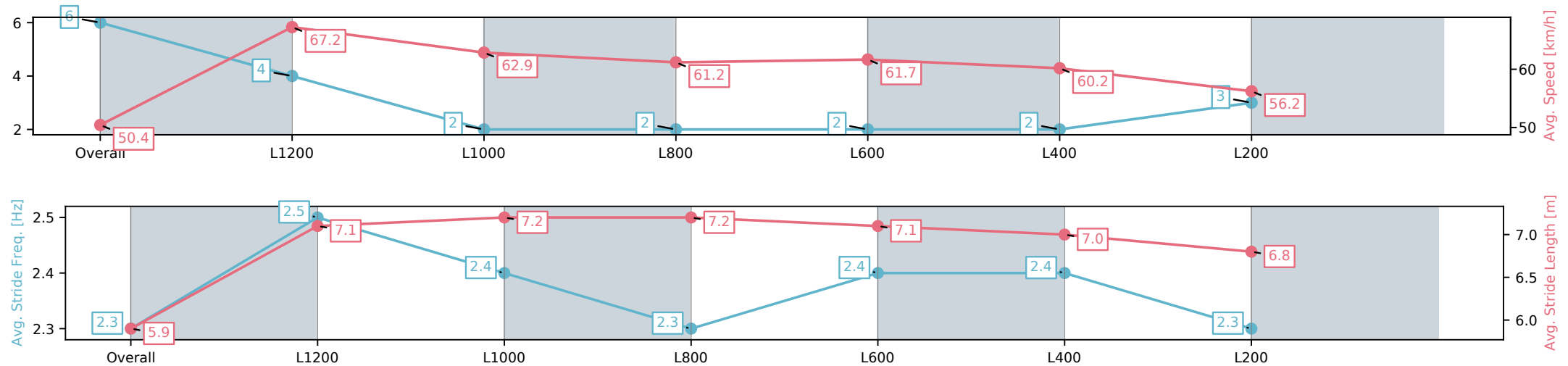
Race 1: Quayclean Maiden Plate - 1400m

31 January 2026 - 11:30AM

Track Rating: Good 4, Weather: Overcast, Rail Position: True



Section	Overall	L1200	L1000	L800	L600	L400	L200
Section Times	1:24.95[6] (0:14.32)	1:10.63[4] (0:10.71)	0:59.92[2] (0:11.54)	0:48.38[2] (0:11.84)	0:36.54[2] (0:11.74)	0:24.80[2] (0:12.00)	0:12.80[3] (0:12.80)
Average Speed [km/h]	50.4	67.2	62.9	61.2	61.7	60.2	56.2
Top Speed [km/h]	66.4	67.8	65.6	61.6	62.2	62.4	59.1
Avg. Dist. to Rail [m]	7.4	4.5	1.7	1.6	1.2	1.9	4.2
Avg. Stride Freq. [Hz]	2.3	2.5	2.4	2.3	2.4	2.4	2.3
Avg. Stride Length [m]	5.9	7.1	7.2	7.2	7.1	7.0	6.8



[ ] Ranking at each section and finish  
-:-:- No data available at this section  
NA No data available



Horse/Jockey Name	FIORONA/Alana Livesey
Finish Rank	7
Fastest Section Time (Section)	0:10.98 (L1200)
Top Speed [km/h] (Section)	66.3 (Overall)
Race State	Finished



Morphettville-Professional-2026-01-31

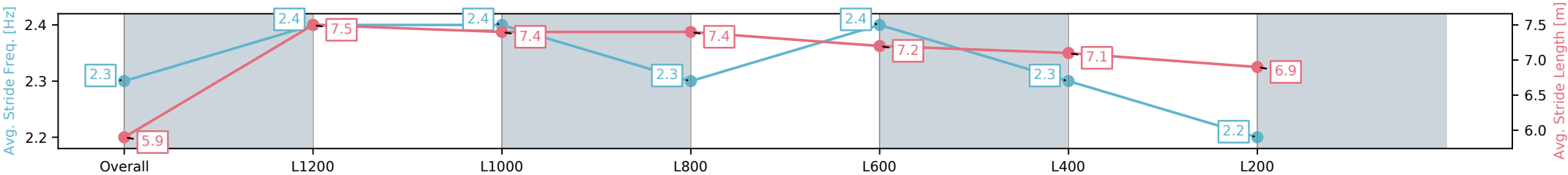
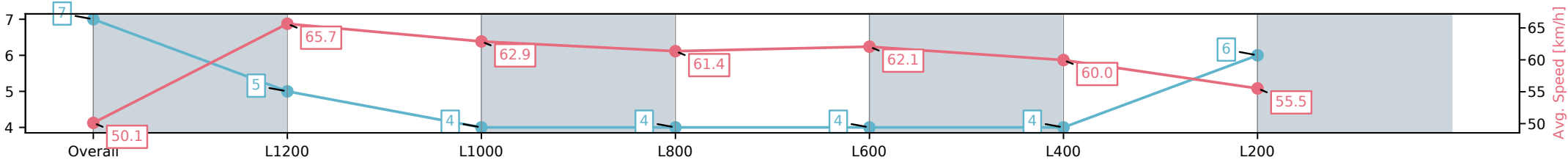
Race 1: Quayclean Maiden Plate - 1400m

31 January 2026 - 11:30AM

Track Rating: Good 4, Weather: Overcast, Rail Position: True



Section	Overall	L1200	L1000	L800	L600	L400	L200
Section Times	1:25.20[7] (0:14.33)	1:10.87[5] (0:10.98)	0:59.89[4] (0:11.49)	0:48.40[4] (0:11.74)	0:36.66[4] (0:11.66)	0:25.00[4] (0:12.04)	0:12.96[6] (0:12.96)
Average Speed [km/h]	50.1	65.7	62.9	61.4	62.1	60.0	55.5
Top Speed [km/h]	64.4	66.3	64.3	61.7	62.4	61.1	58.2
Avg. Dist. to Rail [m]	1.9	1.4	0.8	0.6	0.4	1.0	1.9
Avg. Stride Freq. [Hz]	2.3	2.4	2.4	2.3	2.4	2.3	2.2
Avg. Stride Length [m]	5.9	7.5	7.4	7.4	7.2	7.1	6.9



[ ] Ranking at each section and finish  
-:-:- No data available at this section  
NA No data available

Horse/Jockey Name	ROOMERHASIT/Emily Finnegan
Finish Rank	8
Fastest Section Time (Section)	0:10.99 (L1200)
Top Speed [km/h] (Section)	66.7 (Overall)
Race State	Finished



Morphettville-Professional-2026-01-31

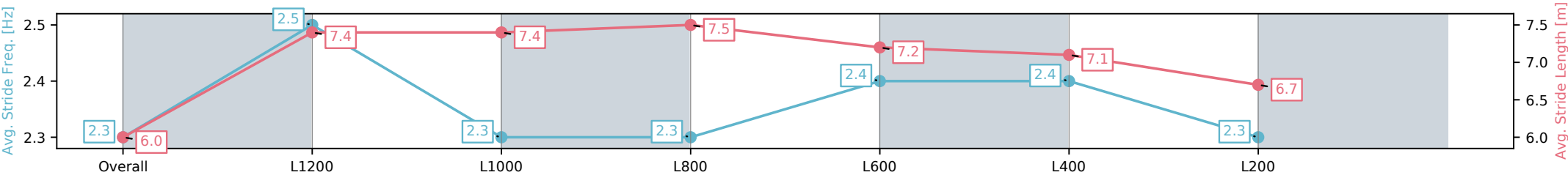
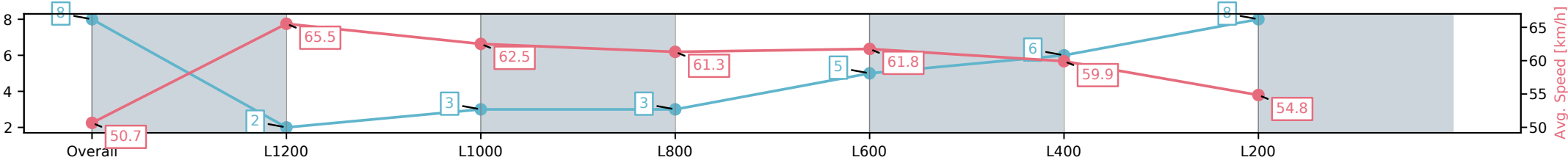
Race 1: Quayclean Maiden Plate - 1400m

31 January 2026 - 11:30AM

Track Rating: Good 4, Weather: Overcast, Rail Position: True



Section	Overall	L1200	L1000	L800	L600	L400	L200
Section Times	1:25.58[8] (0:14.24)	1:11.34[2] (0:10.99)	1:00.35[3] (0:11.56)	0:48.79[3] (0:11.81)	0:36.98[5] (0:11.76)	0:25.22[6] (0:12.07)	0:13.15[8] (0:13.15)
Average Speed [km/h]	50.7	65.5	62.5	61.3	61.8	59.9	54.8
Top Speed [km/h]	65.8	66.7	64.9	62.0	62.8	61.1	58.1
Avg. Dist. to Rail [m]	6.1	2.8	1.2	1.5	1.7	2.2	4.3
Avg. Stride Freq. [Hz]	2.3	2.5	2.3	2.3	2.4	2.4	2.3
Avg. Stride Length [m]	6.0	7.4	7.4	7.5	7.2	7.1	6.7



[ ] Ranking at each section and finish  
-:-:- No data available at this section  
NA No data available

Horse/Jockey Name	BANDICOOT/Brooke King
Finish Rank	9
Fastest Section Time (Section)	0:10.62 (L1200)
Top Speed [km/h] (Section)	69.1 (Overall)
Race State	Finished



Morphettville-Professional-2026-01-31

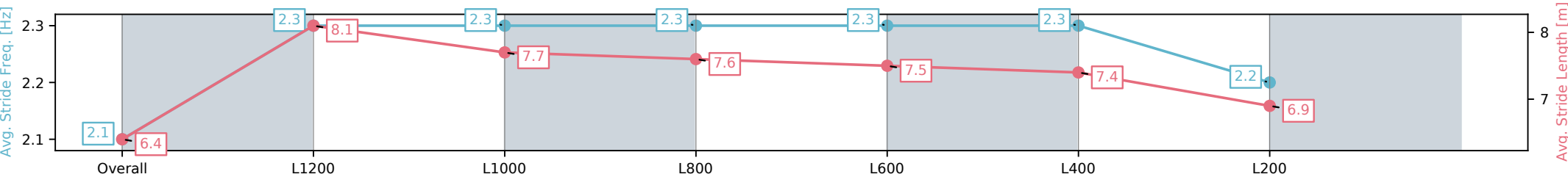
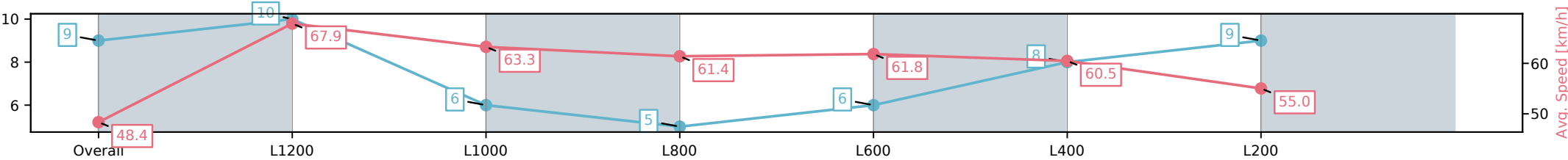
Race 1: Quayclean Maiden Plate - 1400m

31 January 2026 - 11:30AM

Track Rating: Good 4, Weather: Overcast, Rail Position: True



Section	Overall	L1200	L1000	L800	L600	L400	L200
Section Times	1:25.59[9] (0:14.87)	1:10.72[10] (0:10.62)	1:00.10[6] (0:11.44)	0:48.66[5] (0:11.79)	0:36.87[6] (0:11.85)	0:25.02[8] (0:11.95)	0:13.07[9] (0:13.07)
Average Speed [km/h]	48.4	67.9	63.3	61.4	61.8	60.5	55.0
Top Speed [km/h]	67.0	69.1	65.2	62.2	62.7	61.7	58.8
Avg. Dist. to Rail [m]	2.3	0.8	1.3	2.4	2.7	2.7	4.3
Avg. Stride Freq. [Hz]	2.1	2.3	2.3	2.3	2.3	2.3	2.2
Avg. Stride Length [m]	6.4	8.1	7.7	7.6	7.5	7.4	6.9



- [ ] Ranking at each section and finish
- :-:- No data available at this section
- NA No data available

Horse/Jockey Name	SIR AALI/Caitlin Jones
Finish Rank	10
Fastest Section Time (Section)	0:11.41 (L1200)
Top Speed [km/h] (Section)	65.9 (Overall)
Race State	Finished



Morphettville-Professional-2026-01-31

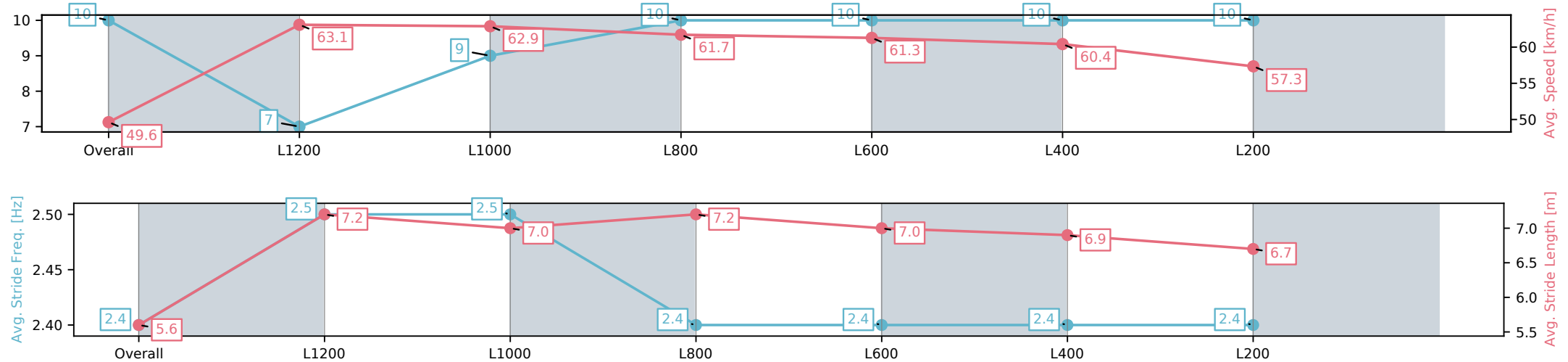
Race 1: Quayclean Maiden Plate - 1400m

31 January 2026 - 11:30AM

Track Rating: Good 4, Weather: Overcast, Rail Position: True



Section	Overall	L1200	L1000	L800	L600	L400	L200
Section Times	1:25.66[10] (0:14.56)	1:11.10[7] (0:11.41)	0:59.69[9] (0:11.59)	0:48.10[10] (0:11.74)	0:36.36[10] (0:11.86)	0:24.50[10] (0:11.95)	0:12.55[10] (0:12.55)
Average Speed [km/h]	49.6	63.1	62.9	61.7	61.3	60.4	57.3
Top Speed [km/h]	65.9	64.3	63.8	62.4	61.7	61.3	59.4
Avg. Dist. to Rail [m]	7.6	4.1	2.3	2.6	1.7	2.0	5.7
Avg. Stride Freq. [Hz]	2.4	2.5	2.5	2.4	2.4	2.4	2.4
Avg. Stride Length [m]	5.6	7.2	7.0	7.2	7.0	6.9	6.7



[ ] Ranking at each section and finish  
-:-:- No data available at this section  
NA No data available