



# Morphettville-Professional-2025-12-27

## Race 9: Thomas Farms Handicap - 1050m

27 December 2025 - 4:48PM

Track Rating: Good 4, Weather: Fine, Rail Position: +12m 1200m-W/Post, +7m Remainder.  
Sectional 616m



Section Field Times							Overall 1:00.63 (0:05.92)	L1000 0:54.71 (0:10.65)	L800 0:44.07 (0:10.47)	L600 0:33.60 (0:10.87)	L400 0:22.73 (0:10.99)	L200 0:11.75 (0:11.75)		
Position	#	Horse/Jockey	Barrier	Top Speed [km/h]	Fastest Section	First 400m							Margin	Distance Travelled From Winner [m]
1	7	MIC DROP	3	69.9	0:10.53	0:24.71	1:00.63	0:54.48 [8]	0:43.79 [5]	0:33.26 [7]	0:22.40 [6]	0:11.57 [3]	1:00.63	
		Kayla Crowther		1200-1000	800-600		(0:06.15)	(0:10.69)	(0:10.53)	(0:10.86)	(0:10.83)	(0:11.56)		
2	2	MINTULEE	1	70.0	0:10.43	0:24.57	1:00.82	0:54.76 [3]	0:44.05 [4]	0:33.62 [3]	0:22.91 [2]	0:11.94 [1]	1.2L	-2
		Alana Livesey		1000-800	800-600		(0:06.06)	(0:10.71)	(0:10.43)	(0:10.71)	(0:10.97)	(0:11.94)		
3	4	BEAUTY BOUND	8	69.7	0:10.51	0:24.94	1:00.91	0:54.73 [9]	0:43.87 [10]	0:33.36 [10]	0:22.58 [9]	0:11.60 [5]	1.74L	+1
		Jacob Opperman		1200-1000	800-600		(0:06.18)	(0:10.86)	(0:10.51)	(0:10.78)	(0:10.98)	(0:11.60)		
4	1	BEEN OUR ANGEL	4	70.5	0:10.46	0:24.36	1:01.08	0:55.17 [1]	0:44.52 [1]	0:34.06 [1]	0:23.19 [1]	0:12.08 [2]	2.79L	-2
		Todd Pannell		1200-1000	800-600		(0:05.91)	(0:10.65)	(0:10.46)	(0:10.87)	(0:11.11)	(0:12.08)		
5	11	MY HARUCONI	2	70.1	0:10.34	0:24.80	1:01.26	0:55.13 [6]	0:44.23 [9]	0:33.89 [6]	0:23.13 [4]	0:12.03 [4]	3.96L	+0
		Alysha Warren		1000-800	800-600		(0:06.13)	(0:10.90)	(0:10.34)	(0:10.76)	(0:11.10)	(0:12.03)		
6	13	PUTANOTHERCOININ	5	70.6	0:10.44	0:24.87	1:01.41	0:55.14 [10]	0:44.39 [8]	0:33.95 [9]	0:23.08 [8]	0:12.00 [7]	4.88L	-2
		Dylan Caboche		1000-800	800-600		(0:06.27)	(0:10.75)	(0:10.44)	(0:10.87)	(0:11.08)	(0:12.00)		
7	6	MERCURY EIGHT	10	69.9	0:10.54	0:24.55	1:01.41	0:55.34 [4]	0:44.66 [3]	0:34.12 [4]	0:23.20 [5]	0:12.02 [6]	4.91L	-2
		Jason Holder		1200-1000	800-600		(0:06.07)	(0:10.68)	(0:10.54)	(0:10.92)	(0:11.18)	(0:12.02)		
8	12	SMASHING ACTION	7	71.9	0:10.51	0:24.66	1:01.81	0:55.83 [2]	0:44.97 [6]	0:34.46 [5]	0:23.55 [7]	0:12.30 [8]	7.36L	+3
		Margaret Collett		1000-800	800-600		(0:05.98)	(0:10.86)	(0:10.51)	(0:10.91)	(0:11.25)	(0:12.30)		
9	8	REAL VALENTIA	9	70.1	0:10.42	0:24.91	1:01.88	0:55.73 [7]	0:44.88 [7]	0:34.46 [8]	0:23.51 [10]	0:12.13 [9]	7.82L	+3
		Caitlyn Munro		1200-1000	800-600		(0:06.15)	(0:10.85)	(0:10.42)	(0:10.95)	(0:11.38)	(0:12.13)		
10	3	DIVINE BENE	6	70.6	0:10.45	0:24.51	1:03.38	0:57.30 [5]	0:46.73 [2]	0:36.28 [2]	0:25.28 [3]	0:13.56 [10]	17.18L	+0
		Ben Price		1000-800	800-600		(0:06.08)	(0:10.56)	(0:10.45)	(0:11.00)	(0:11.72)	(0:13.56)		

Scratched: Purfect Line (#5), In That Mode (#9), Blanc Visage (#10)

Report Created: Sat 27 December 2025 17:36:49 GMT+11 (Note: Timing is based on positional data)

Page 1/11

[ ] Position in running at each section and finish  
-:-:- No data available at this section  
NA No data available  
█ Background shading for fastest section

# Saddle cloth number  
DNF Did not finish  
DNT Did not track

Horse/Jockey Name	MIC DROP/Kayla Crowther
Finish Rank	1
Fastest Section Time (Section)	0:10.53 (L800)
Top Speed [km/h] (Section)	69.9 (Overall)
Race State	Finished



Morphettville-Professional-2025-12-27

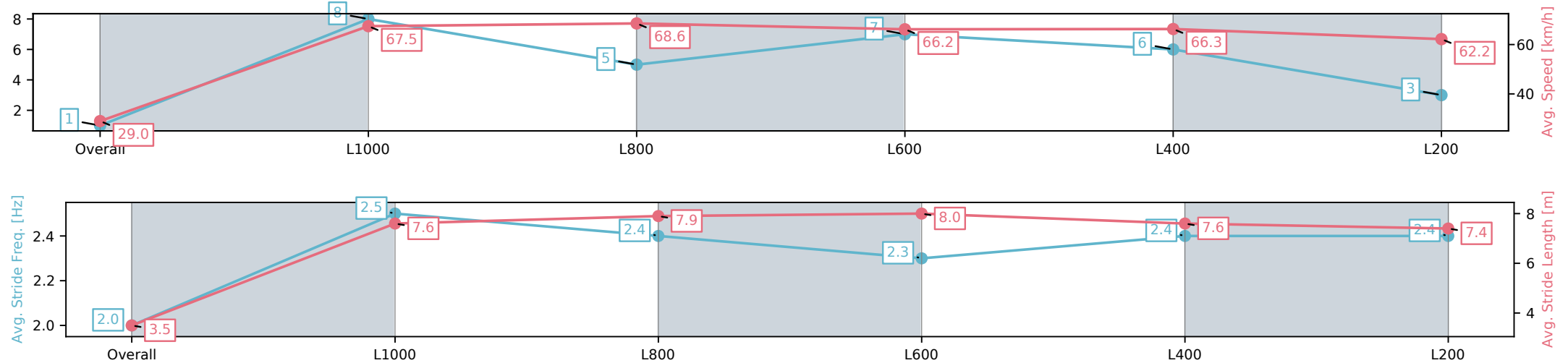
Race 9: Thomas Farms Handicap - 1050m

27 December 2025 - 4:48PM

Track Rating: Good 4, Weather: Fine, Rail Position: +12m 1200m-W/  
Post, +7m Remainder. Sectional 616m



Section	Overall	L1000	L800	L600	L400	L200
Section Times	1:00.63[1] (0:06.15)	0:54.48[8] (0:10.69)	0:43.79[5] (0:10.53)	0:33.26[7] (0:10.86)	0:22.40[6] (0:10.83)	0:11.57[3] (0:11.56)
Average Speed [km/h]	29.0	67.5	68.6	66.2	66.3	62.2
Top Speed [km/h]	59.4	69.9	69.5	67.6	67.4	65.8
Avg. Dist. to Rail [m]	4.5	1.2	0.4	0.2	1.1	1.9
Avg. Stride Freq. [Hz]	2.0	2.5	2.4	2.3	2.4	2.4
Avg. Stride Length [m]	3.5	7.6	7.9	8.0	7.6	7.4

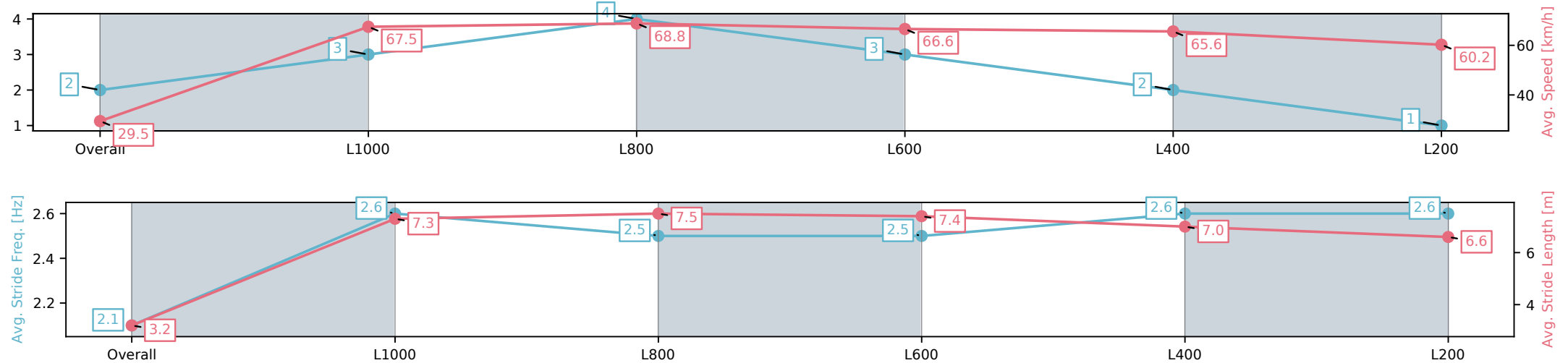


[ ] Ranking at each section and finish  
-:-:- No data available at this section  
NA No data available

Horse/Jockey Name	MINTULEE/Alana Livesey
Finish Rank	2
Fastest Section Time (Section)	0:10.43 (L800)
Top Speed [km/h] (Section)	70.0 (L1000)
Race State	Finished



Section	Overall	L1000	L800	L600	L400	L200
Section Times	1:00.82[2] (0:06.06)	0:54.76[3] (0:10.71)	0:44.05[4] (0:10.43)	0:33.62[3] (0:10.71)	0:22.91[2] (0:10.97)	0:11.94[1] (0:11.94)
Average Speed [km/h]	29.5	67.5	68.8	66.6	65.6	60.2
Top Speed [km/h]	59.6	69.7	70.0	67.4	66.6	64.5
Avg. Dist. to Rail [m]	3.8	0.4	1.0	1.5	0.6	1.9
Avg. Stride Freq. [Hz]	2.1	2.6	2.5	2.5	2.6	2.6
Avg. Stride Length [m]	3.2	7.3	7.5	7.4	7.0	6.6

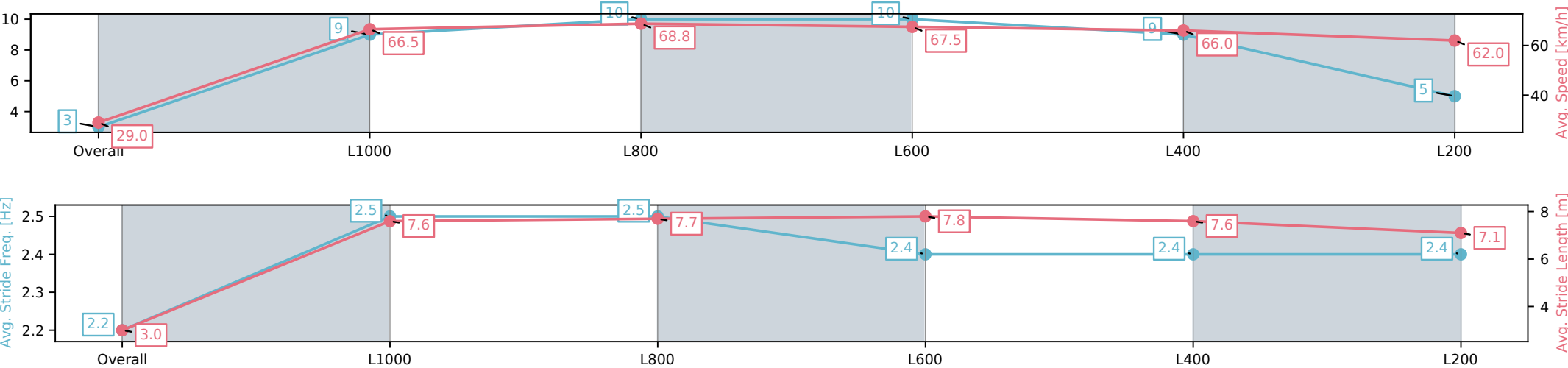


[ ] Ranking at each section and finish  
-:-:- No data available at this section  
NA No data available

Horse/Jockey Name	BEAUTY BOUND/Jacob Opperman
Finish Rank	3
Fastest Section Time (Section)	0:10.51 (L800)
Top Speed [km/h] (Section)	69.7 (Overall)
Race State	Finished



Section	Overall	L1000	L800	L600	L400	L200
Section Times	1:00.91[3] (0:06.18)	0:54.73[9] (0:10.86)	0:43.87[10] (0:10.51)	0:33.36[10] (0:10.78)	0:22.58[9] (0:10.98)	0:11.60[5] (0:11.60)
Average Speed [km/h]	29.0	66.5	68.8	67.5	66.0	62.0
Top Speed [km/h]	58.1	69.7	69.5	68.2	66.8	65.0
Avg. Dist. to Rail [m]	8.4	4.1	1.8	1.9	5.5	8.6
Avg. Stride Freq. [Hz]	2.2	2.5	2.5	2.4	2.4	2.4
Avg. Stride Length [m]	3.0	7.6	7.7	7.8	7.6	7.1

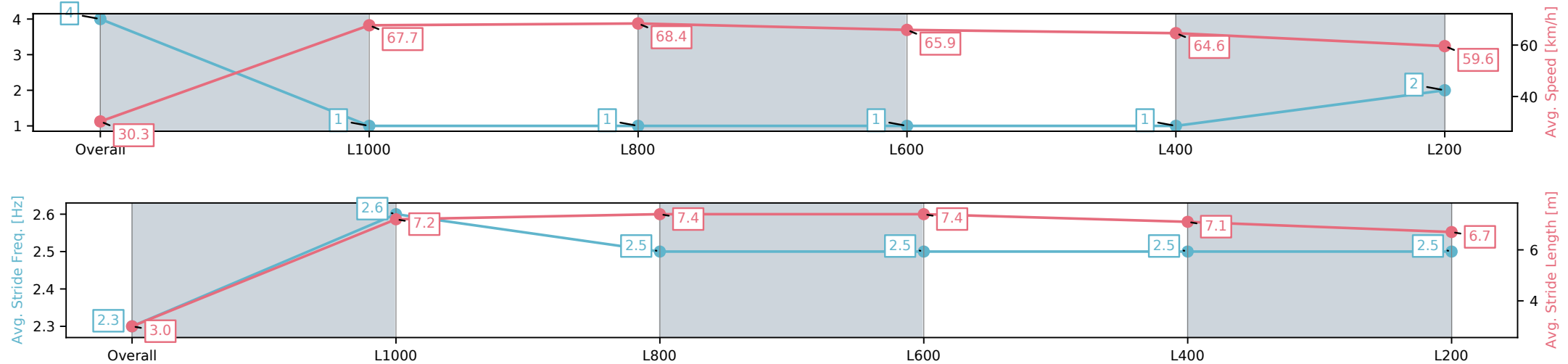


[ ] Ranking at each section and finish  
-:-:- No data available at this section  
NA No data available

Horse/Jockey Name	BEEN OUR ANGEL/Todd Pannell
Finish Rank	4
Fastest Section Time (Section)	0:10.46 (L800)
Top Speed [km/h] (Section)	70.5 (Overall)
Race State	Finished



Section	Overall	L1000	L800	L600	L400	L200
Section Times	1:01.08[4] (0:05.91)	0:55.17[1] (0:10.65)	0:44.52[1] (0:10.46)	0:34.06[1] (0:10.87)	0:23.19[1] (0:11.11)	0:12.08[2] (0:12.08)
Average Speed [km/h]	30.3	67.7	68.4	65.9	64.6	59.6
Top Speed [km/h]	60.3	70.5	70.3	67.2	65.7	63.3
Avg. Dist. to Rail [m]	4.6	1.1	1.1	1.6	1.1	0.3
Avg. Stride Freq. [Hz]	2.3	2.6	2.5	2.5	2.5	2.5
Avg. Stride Length [m]	3.0	7.2	7.4	7.4	7.1	6.7



Horse/Jockey Name	MY HARUCONI/Alysha Warren
Finish Rank	5
Fastest Section Time (Section)	0:10.34 (L800)
Top Speed [km/h] (Section)	70.1 (L1000)
Race State	Finished



Morphettville-Professional-2025-12-27

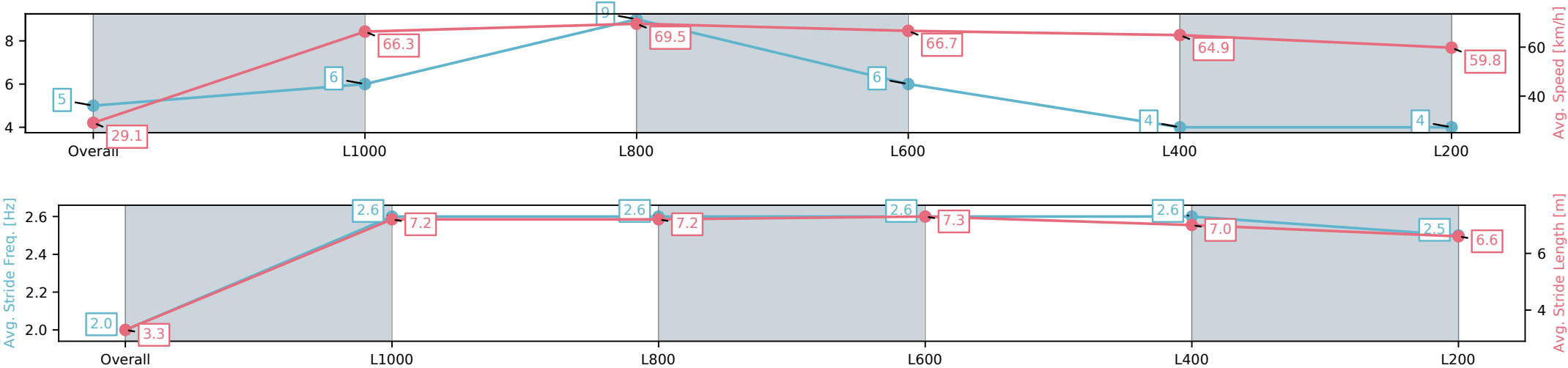
Race 9: Thomas Farms Handicap - 1050m

27 December 2025 - 4:48PM

Track Rating: Good 4, Weather: Fine, Rail Position: +12m 1200m-W/  
Post, +7m Remainder. Sectional 616m



Section	Overall	L1000	L800	L600	L400	L200
Section Times	1:01.26[5] (0:06.13)	0:55.13[6] (0:10.90)	0:44.23[9] (0:10.34)	0:33.89[6] (0:10.76)	0:23.13[4] (0:11.10)	0:12.03[4] (0:12.03)
Average Speed [km/h]	29.1	66.3	69.5	66.7	64.9	59.8
Top Speed [km/h]	55.6	69.7	70.1	67.9	65.9	62.1
Avg. Dist. to Rail [m]	4.1	1.5	0.2	0.3	0.7	2.6
Avg. Stride Freq. [Hz]	2.0	2.6	2.6	2.6	2.6	2.5
Avg. Stride Length [m]	3.3	7.2	7.2	7.3	7.0	6.6

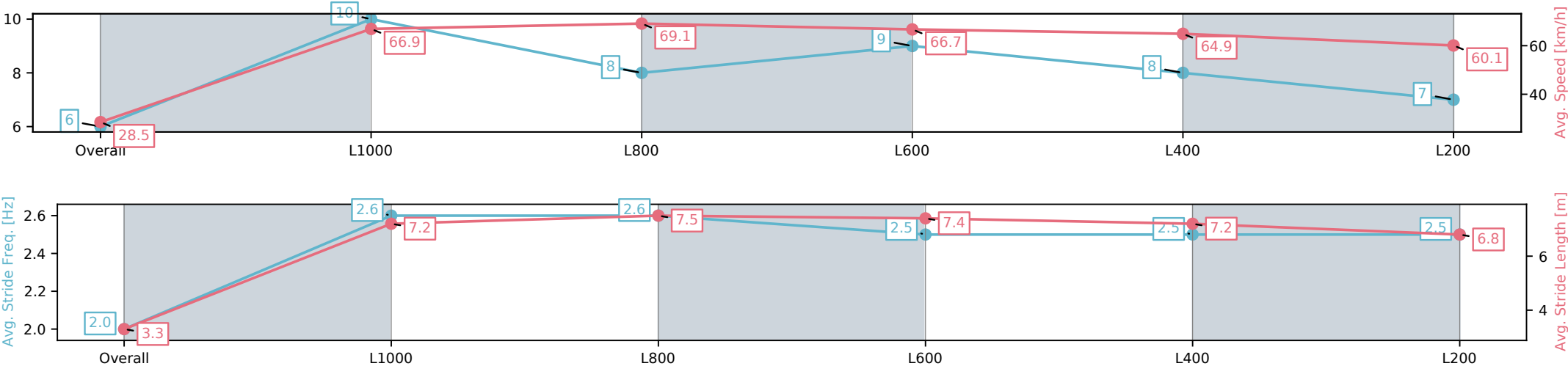


[ ] Ranking at each section and finish  
-:-:- No data available at this section  
NA No data available

Horse/Jockey Name	PUTANOTHERCOININ/Dylan Caboche
Finish Rank	6
Fastest Section Time (Section)	0:10.44 (L800)
Top Speed [km/h] (Section)	70.6 (L1000)
Race State	Finished



Section	Overall	L1000	L800	L600	L400	L200
Section Times	1:01.41[6] (0:06.27)	0:55.14[10] (0:10.75)	0:44.39[8] (0:10.44)	0:33.95[9] (0:10.87)	0:23.08[8] (0:11.08)	0:12.00[7] (0:12.00)
Average Speed [km/h]	28.5	66.9	69.1	66.7	64.9	60.1
Top Speed [km/h]	59.9	69.5	70.6	67.5	66.2	63.0
Avg. Dist. to Rail [m]	6.4	2.8	0.7	0.9	2.3	3.8
Avg. Stride Freq. [Hz]	2.0	2.6	2.6	2.5	2.5	2.5
Avg. Stride Length [m]	3.3	7.2	7.5	7.4	7.2	6.8



[ ] Ranking at each section and finish  
-:-:- No data available at this section  
NA No data available

Horse/Jockey Name	MERCURY EIGHT/Jason Holder
Finish Rank	7
Fastest Section Time (Section)	0:10.54 (L800)
Top Speed [km/h] (Section)	69.9 (Overall)
Race State	Finished



Morphettville-Professional-2025-12-27

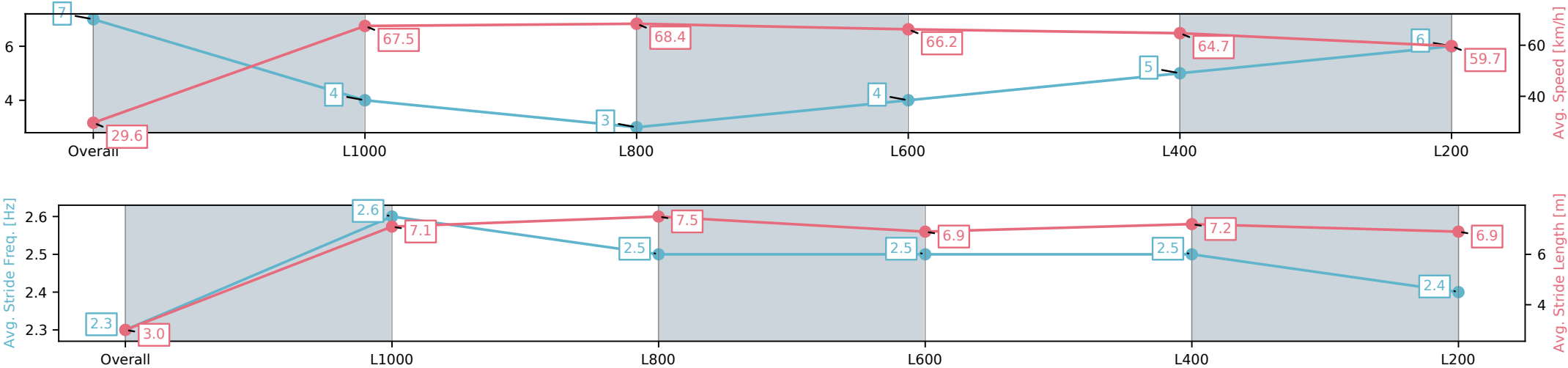
Race 9: Thomas Farms Handicap - 1050m

27 December 2025 - 4:48PM

Track Rating: Good 4, Weather: Fine, Rail Position: +12m 1200m-W/  
Post, +7m Remainder. Sectional 616m



Section	Overall	L1000	L800	L600	L400	L200
Section Times	1:01.41[7] (0:06.07)	0:55.34[4] (0:10.68)	0:44.66[3] (0:10.54)	0:34.12[4] (0:10.92)	0:23.20[5] (0:11.18)	0:12.02[6] (0:12.02)
Average Speed [km/h]	29.6	67.5	68.4	66.2	64.7	59.7
Top Speed [km/h]	59.1	69.9	69.9	67.5	65.1	63.9
Avg. Dist. to Rail [m]	10.1	4.9	1.3	0.4	3.6	5.0
Avg. Stride Freq. [Hz]	2.3	2.6	2.5	2.5	2.5	2.4
Avg. Stride Length [m]	3.0	7.1	7.5	6.9	7.2	6.9



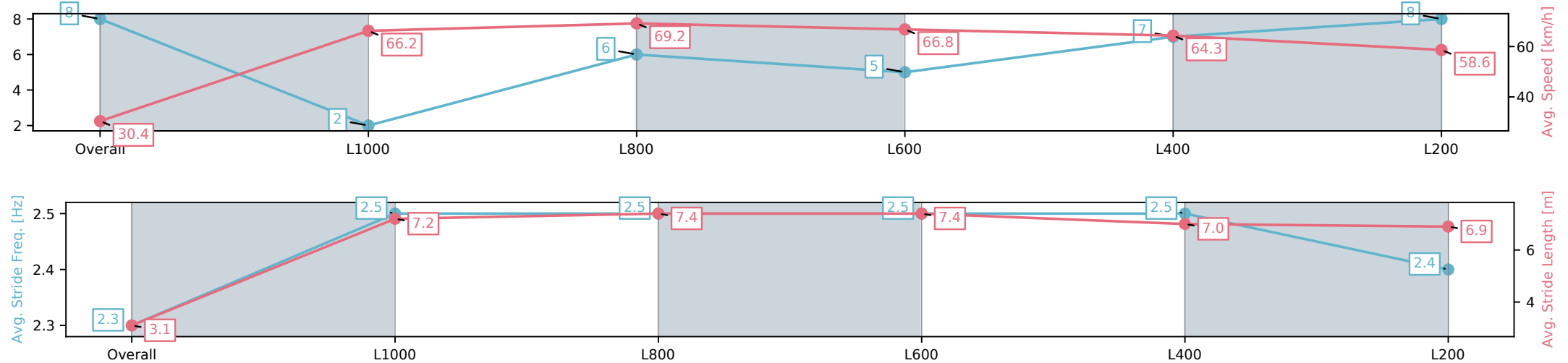
[ ] Ranking at each section and finish  
-:-:- No data available at this section  
NA No data available



Horse/Jockey Name	SMASHING ACTION/Margaret Collett
Finish Rank	8
Fastest Section Time (Section)	0:10.51 (L800)
Top Speed [km/h] (Section)	71.9 (L1000)
Race State	Finished



Section	Overall	L1000	L800	L600	L400	L200
Section Times	1:01.81[8] (0:05.98)	0:55.83[2] (0:10.86)	0:44.97[6] (0:10.51)	0:34.46[5] (0:10.91)	0:23.55[7] (0:11.25)	0:12.30[8] (0:12.30)
Average Speed [km/h]	30.4	66.2	69.2	66.8	64.3	58.6
Top Speed [km/h]	57.9	68.9	71.9	67.9	65.3	62.0
Avg. Dist. to Rail [m]	7.9	4.1	2.3	2.3	5.8	6.4
Avg. Stride Freq. [Hz]	2.3	2.5	2.5	2.5	2.5	2.4
Avg. Stride Length [m]	3.1	7.2	7.4	7.4	7.0	6.9

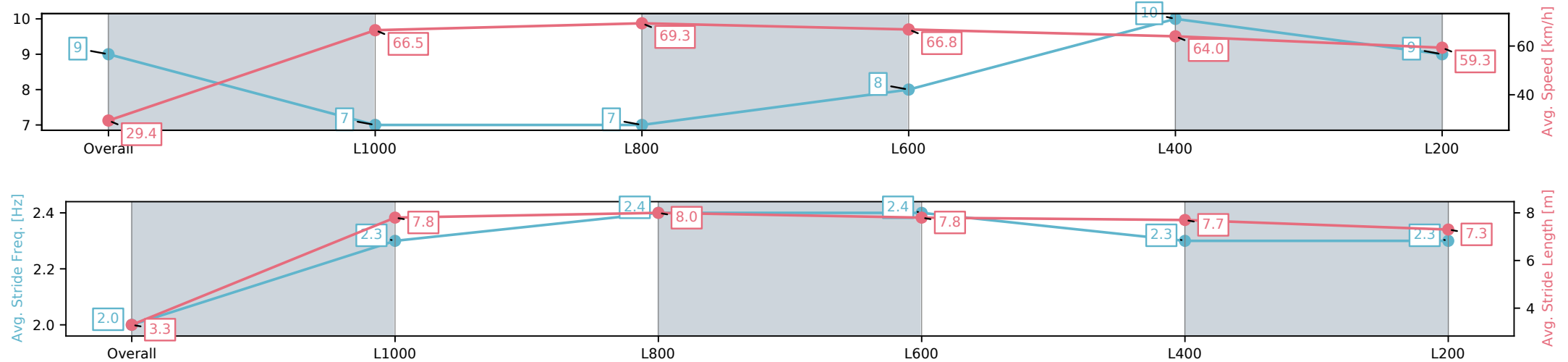


[ ] Ranking at each section and finish  
-:-:- No data available at this section  
NA No data available

Horse/Jockey Name	REAL VALENTIA/Caitlyn Munro
Finish Rank	9
Fastest Section Time (Section)	0:10.42 (L800)
Top Speed [km/h] (Section)	70.1 (Overall)
Race State	Finished



Section	Overall	L1000	L800	L600	L400	L200
Section Times	1:01.88[9] (0:06.15)	0:55.73[7] (0:10.85)	0:44.88[7] (0:10.42)	0:34.46[8] (0:10.95)	0:23.51[10] (0:11.38)	0:12.13[9] (0:12.13)
Average Speed [km/h]	29.4	66.5	69.3	66.8	64.0	59.3
Top Speed [km/h]	57.5	70.1	69.9	69.0	64.9	62.4
Avg. Dist. to Rail [m]	9.2	5.0	2.1	3.1	7.0	9.0
Avg. Stride Freq. [Hz]	2.0	2.3	2.4	2.4	2.3	2.3
Avg. Stride Length [m]	3.3	7.8	8.0	7.8	7.7	7.3



[ ] Ranking at each section and finish  
-:-:- No data available at this section  
NA No data available

Horse/Jockey Name	DIVINE BENE/Ben Price
Finish Rank	10
Fastest Section Time (Section)	0:10.45 (L800)
Top Speed [km/h] (Section)	70.6 (L1000)
Race State	Finished



Section	Overall	L1000	L800	L600	L400	L200
Section Times	1:03.38[10] (0:06.08)	0:57.30[5] (0:10.56)	0:46.73[2] (0:10.45)	0:36.28[2] (0:11.00)	0:25.28[3] (0:11.72)	0:13.56[10] (0:13.56)
Average Speed [km/h]	29.7	68.1	68.7	65.1	61.7	53.0
Top Speed [km/h]	60.9	70.5	70.6	66.9	63.0	59.1
Avg. Dist. to Rail [m]	6.3	2.0	1.1	1.1	3.1	5.5
Avg. Stride Freq. [Hz]	2.1	2.4	2.4	2.4	2.3	2.1
Avg. Stride Length [m]	3.1	7.8	8.0	7.7	7.5	7.0

