



Morphettville-Professional-2025-12-27

Race 7: AIG Security Handicap - 1200m

27 December 2025 - 3:27PM

Track Rating: Good 4, Weather: Fine, Rail Position: +12m 1200m-W/Post, +7m Remainder.
Sectional 616m



Section Field Times							Overall 1:09.55 (0:13.80)	L1000 0:55.75 (0:10.49)	L800 0:45.26 (0:10.71)	L600 0:34.55 (0:11.04)	L400 0:23.52 (0:11.30)	L200 0:12.22 (0:12.22)		
Position	#	Horse/Jockey	Barrier	Top Speed [km/h]	Fastest Section	First 400m							Margin	Distance Travelled From Winner [m]
1	2	WORLD'S MY OYSTER	2	68.8	0:10.61	0:24.83	1:09.55	0:55.33 [5]	0:44.72 [5]	0:33.75 [7]	0:22.77 [7]	0:11.73 [7]	1:09.55	
		Jacob Opperman		1200-1000	1000-800		(0:14.22)	(0:10.61)	(0:10.97)	(0:10.98)	(0:11.04)	(0:11.73)		
2	5	FLOREY	6	69.1	0:10.50	0:24.60	1:09.63	0:55.53 [4]	0:45.03 [4]	0:34.14 [4]	0:23.21 [5]	0:12.06 [4]	0.53L	+2
		Jake Toeroek		1200-1000	1000-800		(0:14.10)	(0:10.50)	(0:10.89)	(0:10.93)	(0:11.15)	(0:12.06)		
3	10	TAKING OMAHA	9	68.9	0:10.50	0:24.31	1:09.71	0:55.90 [2]	0:45.40 [2]	0:34.72 [1]	0:23.68 [1]	0:12.29 [2]	1.01L	+0
		Jason Holder		1200-1000	1000-800		(0:13.81)	(0:10.50)	(0:10.68)	(0:11.04)	(0:11.39)	(0:12.28)		
4	3	AUTUMN FROST	10	69.3	0:10.49	0:24.28	1:09.74	0:55.94 [1]	0:45.45 [1]	0:34.69 [2]	0:23.69 [2]	0:12.41 [1]	1.2L	+0
		Caitlin Jones		1200-1000	1000-800		(0:13.80)	(0:10.49)	(0:10.76)	(0:11.00)	(0:11.28)	(0:12.41)		
5	9	LAYIN' UP	5	69.0	0:10.56	0:25.14	1:09.87	0:55.30 [9]	0:44.73 [9]	0:33.84 [10]	0:22.97 [8]	0:11.85 [8]	2.01L	-1
		Kayla Crowther		1200-1000	1000-800		(0:14.56)	(0:10.56)	(0:10.89)	(0:10.87)	(0:11.12)	(0:11.85)		
6	1	THERE GOES MY HERO	1	69.1	0:10.60	0:24.83	1:09.90	0:55.67 [6]	0:45.07 [6]	0:34.23 [6]	0:23.20 [6]	0:12.13 [6]	2.19L	-2
		Taylor Johnstone		1200-1000	1000-800		(0:14.23)	(0:10.60)	(0:10.84)	(0:11.03)	(0:11.07)	(0:12.13)		
7	4	FLUTTERING RUBY	3	68.5	0:10.55	0:24.49	1:09.91	0:55.97 [3]	0:45.42 [3]	0:34.51 [3]	0:23.65 [4]	0:12.31 [5]	2.23L	+1
		Rochelle Milnes		1200-1000	1000-800		(0:13.94)	(0:10.55)	(0:10.91)	(0:10.86)	(0:11.34)	(0:12.31)		
8	13	ANAHORISH	8	69.3	0:10.56	0:24.89	1:10.07	0:55.75 [8]	0:45.18 [7]	0:34.47 [5]	0:23.90 [3]	0:12.53 [3]	3.23L	+1
		Alysha Warren		1200-1000	1000-800		(0:14.32)	(0:10.56)	(0:10.71)	(0:10.56)	(0:11.37)	(0:12.53)		
9	8	WENDOUREE	4	68.4	0:10.74	0:24.98	1:10.11	0:55.87 [7]	0:45.13 [8]	0:34.10 [8]	0:23.16 [9]	0:11.92 [10]	3.48L	+4
		Serg Lisnyy		1200-1000	1000-800		(0:14.24)	(0:10.74)	(0:11.03)	(0:10.94)	(0:11.24)	(0:11.92)		
10	6	COSMIC SPY	7	69.1	0:10.55	0:25.16	1:10.26	0:55.65 [10]	0:45.10 [10]	0:34.24 [9]	0:23.31 [10]	0:12.13 [9]	4.46L	+0
		Connor Murtagh		1200-1000	1000-800		(0:14.61)	(0:10.55)	(0:10.86)	(0:10.93)	(0:11.18)	(0:12.13)		

Scratched: Justacclaim (#7), Glass Bay (#11), Sea Of Lights (#12), Sunset Prayer (#14), All Shot (#15)

Report Created: Sat 27 December 2025 16:21:51 GMT+11 (Note: Timing is based on positional data)

Page 1/11

[] Position in running at each section and finish
-:-:- No data available at this section
NA No data available
Saddle cloth number
DNF Did not finish
DNT Did not track
Background shading for fastest section

Horse/Jockey Name	WORLD'S MY OYSTER/Jacob Opperman
Finish Rank	1
Fastest Section Time (Section)	0:10.61 (L1000)
Top Speed [km/h] (Section)	68.8 (Overall)
Race State	Finished



Morphettville-Professional-2025-12-27

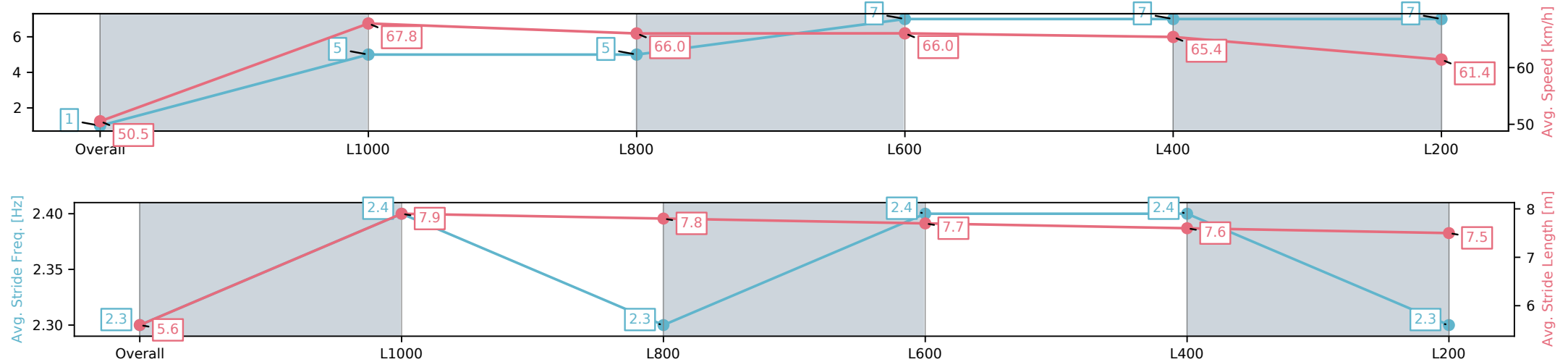
Race 7: AIG Security Handicap - 1200m

27 December 2025 - 3:27PM

Track Rating: Good 4, Weather: Fine, Rail Position: +12m 1200m-W/
Post, +7m Remainder. Sectional 616m



Section	Overall	L1000	L800	L600	L400	L200
Section Times	1:09.55[1] (0:14.22)	0:55.33[5] (0:10.61)	0:44.72[5] (0:10.97)	0:33.75[7] (0:10.98)	0:22.77[7] (0:11.04)	0:11.73[7] (0:11.73)
Average Speed [km/h]	50.5	67.8	66.0	66.0	65.4	61.4
Top Speed [km/h]	67.1	68.8	67.5	67.3	66.9	65.8
Avg. Dist. to Rail [m]	1.4	0.9	0.7	1.8	2.0	0.7
Avg. Stride Freq. [Hz]	2.3	2.4	2.3	2.4	2.4	2.3
Avg. Stride Length [m]	5.6	7.9	7.8	7.7	7.6	7.5



[] Ranking at each section and finish
-:-:- No data available at this section
NA No data available

Horse/Jockey Name	FLOREY/Jake Toeroek
Finish Rank	2
Fastest Section Time (Section)	0:10.50 (L1000)
Top Speed [km/h] (Section)	69.1 (Overall)
Race State	Finished



Morphettville-Professional-2025-12-27

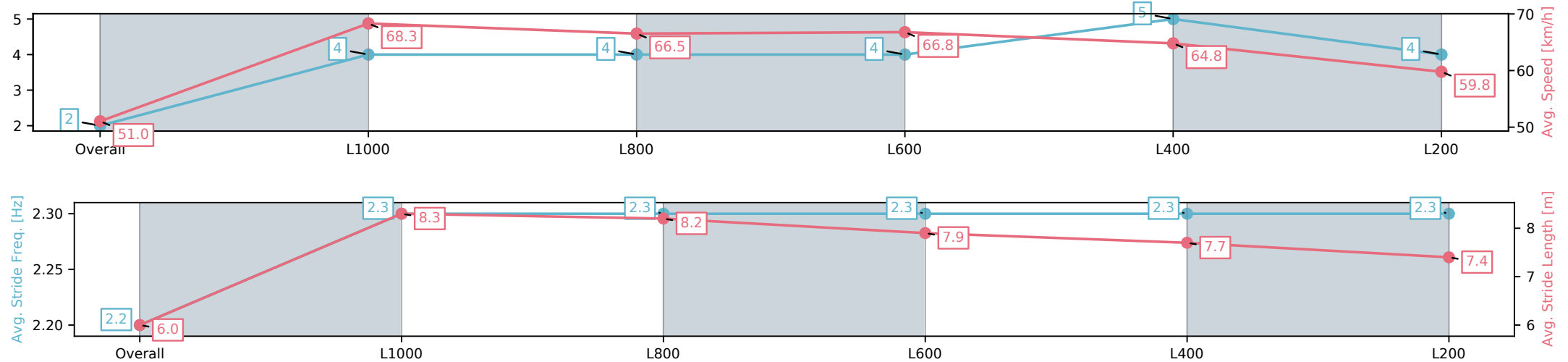
Race 7: AIG Security Handicap - 1200m

27 December 2025 - 3:27PM

Track Rating: Good 4, Weather: Fine, Rail Position: +12m 1200m-W/
Post, +7m Remainder. Sectional 616m



Section	Overall	L1000	L800	L600	L400	L200
Section Times	1:09.63[2] (0:14.10)	0:55.53[4] (0:10.50)	0:45.03[4] (0:10.89)	0:34.14[4] (0:10.93)	0:23.21[5] (0:11.15)	0:12.06[4] (0:12.06)
Average Speed [km/h]	51.0	68.3	66.5	66.8	64.8	59.8
Top Speed [km/h]	68.0	69.1	68.5	68.3	66.3	62.6
Avg. Dist. to Rail [m]	3.5	1.3	1.2	2.5	2.8	3.9
Avg. Stride Freq. [Hz]	2.2	2.3	2.3	2.3	2.3	2.3
Avg. Stride Length [m]	6.0	8.3	8.2	7.9	7.7	7.4



[] Ranking at each section and finish
-:-:- No data available at this section
NA No data available

Horse/Jockey Name	TAKING OMAHA/Jason Holder
Finish Rank	3
Fastest Section Time (Section)	0:10.50 (L1000)
Top Speed [km/h] (Section)	68.9 (Overall)
Race State	Finished



Morphettville-Professional-2025-12-27

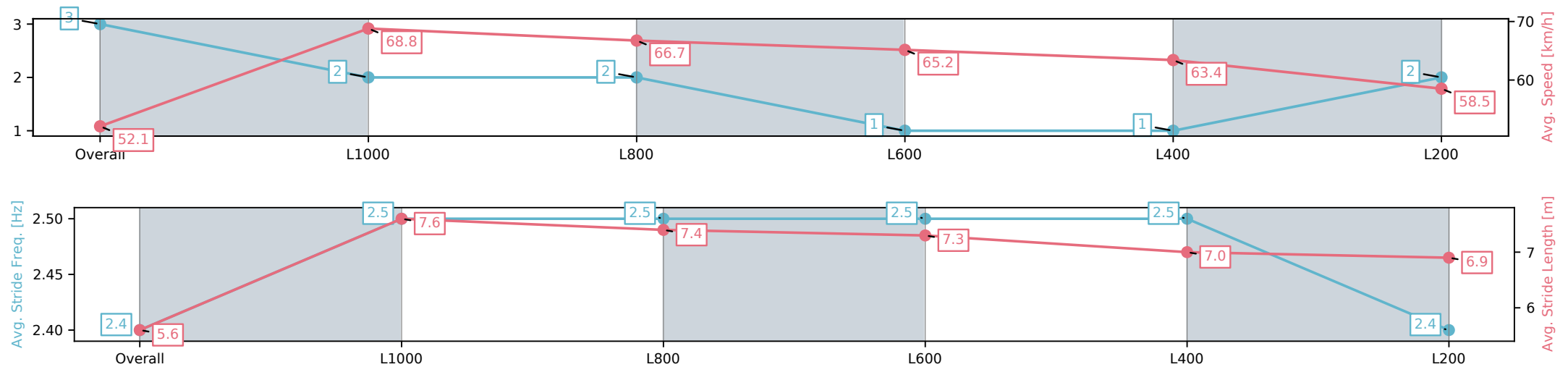
Race 7: AIG Security Handicap - 1200m

27 December 2025 - 3:27PM

Track Rating: Good 4, Weather: Fine, Rail Position: +12m 1200m-W/
Post, +7m Remainder. Sectional 616m



Section	Overall	L1000	L800	L600	L400	L200
Section Times	1:09.71[3] (0:13.81)	0:55.90[2] (0:10.50)	0:45.40[2] (0:10.68)	0:34.72[1] (0:11.04)	0:23.68[1] (0:11.39)	0:12.29[2] (0:12.28)
Average Speed [km/h]	52.1	68.8	66.7	65.2	63.4	58.5
Top Speed [km/h]	68.8	68.9	67.9	66.7	64.6	62.4
Avg. Dist. to Rail [m]	4.6	0.3	1.4	1.0	1.1	1.4
Avg. Stride Freq. [Hz]	2.4	2.5	2.5	2.5	2.5	2.4
Avg. Stride Length [m]	5.6	7.6	7.4	7.3	7.0	6.9



[] Ranking at each section and finish
-:-:- No data available at this section
NA No data available

Horse/Jockey Name	AUTUMN FROST/Caitlin Jones
Finish Rank	4
Fastest Section Time (Section)	0:10.49 (L1000)
Top Speed [km/h] (Section)	69.3 (Overall)
Race State	Finished



Morphettville-Professional-2025-12-27

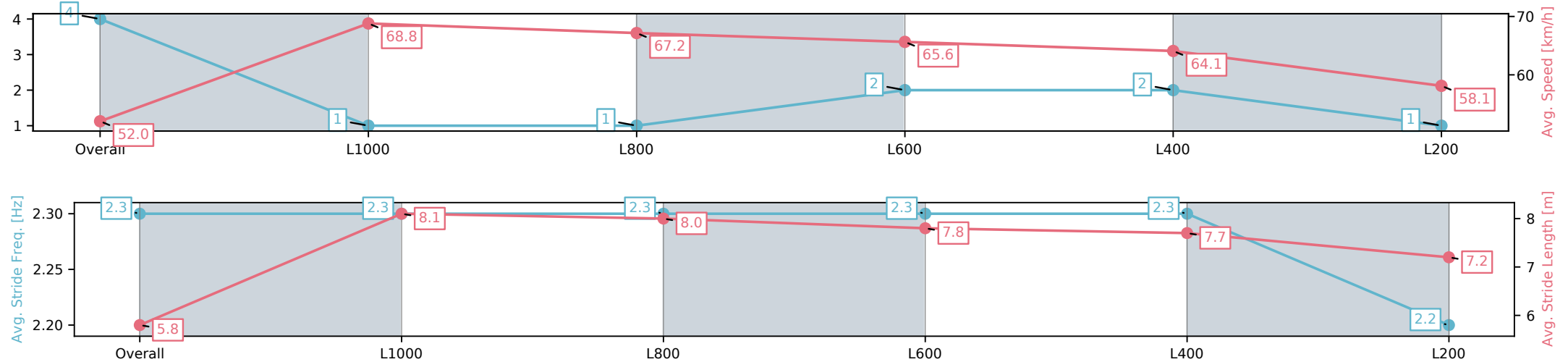
Race 7: AIG Security Handicap - 1200m

27 December 2025 - 3:27PM

Track Rating: Good 4, Weather: Fine, Rail Position: +12m 1200m-W/
Post, +7m Remainder. Sectional 616m



Section	Overall	L1000	L800	L600	L400	L200
Section Times	1:09.74[4] (0:13.80)	0:55.94[1] (0:10.49)	0:45.45[1] (0:10.76)	0:34.69[2] (0:11.00)	0:23.69[2] (0:11.28)	0:12.41[1] (0:12.41)
Average Speed [km/h]	52.0	68.8	67.2	65.6	64.1	58.1
Top Speed [km/h]	68.4	69.3	67.9	66.7	64.6	62.1
Avg. Dist. to Rail [m]	6.7	1.8	0.9	1.1	2.5	3.6
Avg. Stride Freq. [Hz]	2.3	2.3	2.3	2.3	2.3	2.2
Avg. Stride Length [m]	5.8	8.1	8.0	7.8	7.7	7.2



[] Ranking at each section and finish
-:-:- No data available at this section
NA No data available

Horse/Jockey Name	LAYIN' UP/Kayla Crowther
Finish Rank	5
Fastest Section Time (Section)	0:10.56 (L1000)
Top Speed [km/h] (Section)	69.0 (Overall)
Race State	Finished



Morphettville-Professional-2025-12-27

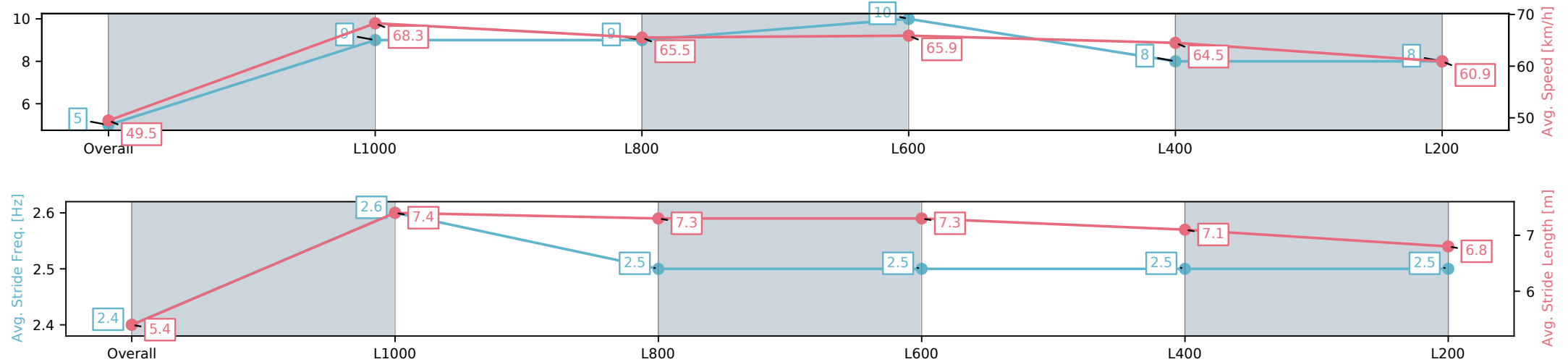
Race 7: AIG Security Handicap - 1200m

27 December 2025 - 3:27PM

Track Rating: Good 4, Weather: Fine, Rail Position: +12m 1200m-W/
Post, +7m Remainder. Sectional 616m



Section	Overall	L1000	L800	L600	L400	L200
Section Times	1:09.87[5] (0:14.56)	0:55.30[9] (0:10.56)	0:44.73[9] (0:10.89)	0:33.84[10] (0:10.87)	0:22.97[8] (0:11.12)	0:11.85[8] (0:11.85)
Average Speed [km/h]	49.5	68.3	65.5	65.9	64.5	60.9
Top Speed [km/h]	66.4	69.0	67.0	66.7	65.4	63.7
Avg. Dist. to Rail [m]	3.2	0.3	1.1	1.4	1.0	1.2
Avg. Stride Freq. [Hz]	2.4	2.6	2.5	2.5	2.5	2.5
Avg. Stride Length [m]	5.4	7.4	7.3	7.3	7.1	6.8



[] Ranking at each section and finish
-:-:- No data available at this section
NA No data available

Horse/Jockey Name	THERE GOES MY HERO/Taylor Johnstone
Finish Rank	6
Fastest Section Time (Section)	0:10.60 (L1000)
Top Speed [km/h] (Section)	69.1 (Overall)
Race State	Finished



Morphettville-Professional-2025-12-27

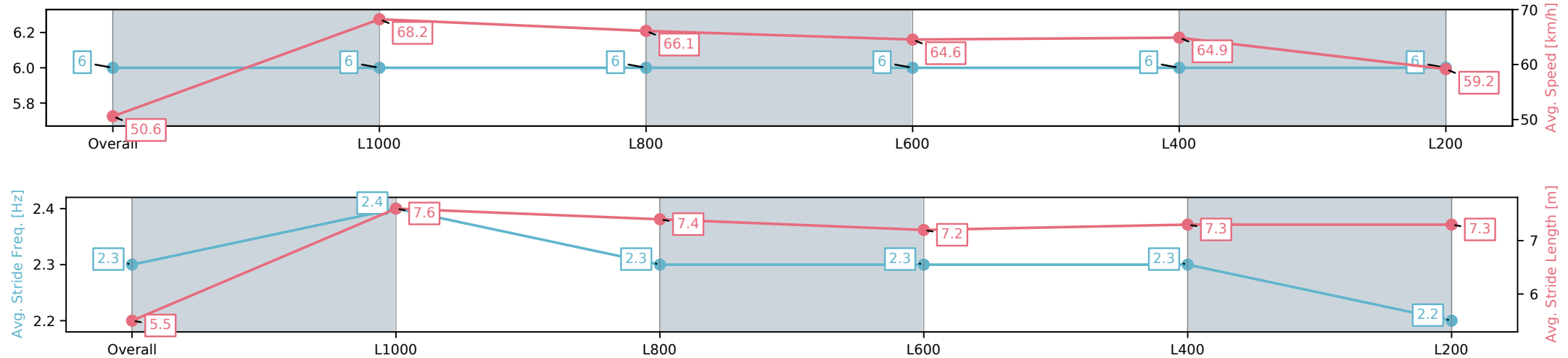
Race 7: AIG Security Handicap - 1200m

27 December 2025 - 3:27PM

Track Rating: Good 4, Weather: Fine, Rail Position: +12m 1200m-W/
Post, +7m Remainder. Sectional 616m



Section	Overall	L1000	L800	L600	L400	L200
Section Times	1:09.90[6] (0:14.23)	0:55.67[6] (0:10.60)	0:45.07[6] (0:10.84)	0:34.23[6] (0:11.03)	0:23.20[6] (0:11.07)	0:12.13[6] (0:12.13)
Average Speed [km/h]	50.6	68.2	66.1	64.6	64.9	59.2
Top Speed [km/h]	68.0	69.1	67.5	66.1	65.9	62.8
Avg. Dist. to Rail [m]	0.8	0.2	1.0	1.9	2.0	1.8
Avg. Stride Freq. [Hz]	2.3	2.4	2.3	2.3	2.3	2.2
Avg. Stride Length [m]	5.5	7.6	7.4	7.2	7.3	7.3



[] Ranking at each section and finish
-:-:- No data available at this section
NA No data available

Horse/Jockey Name	FLUTTERING RUBY/Rochelle Milnes
Finish Rank	7
Fastest Section Time (Section)	0:10.55 (L1000)
Top Speed [km/h] (Section)	68.5 (Overall)
Race State	Finished



Morphettville-Professional-2025-12-27

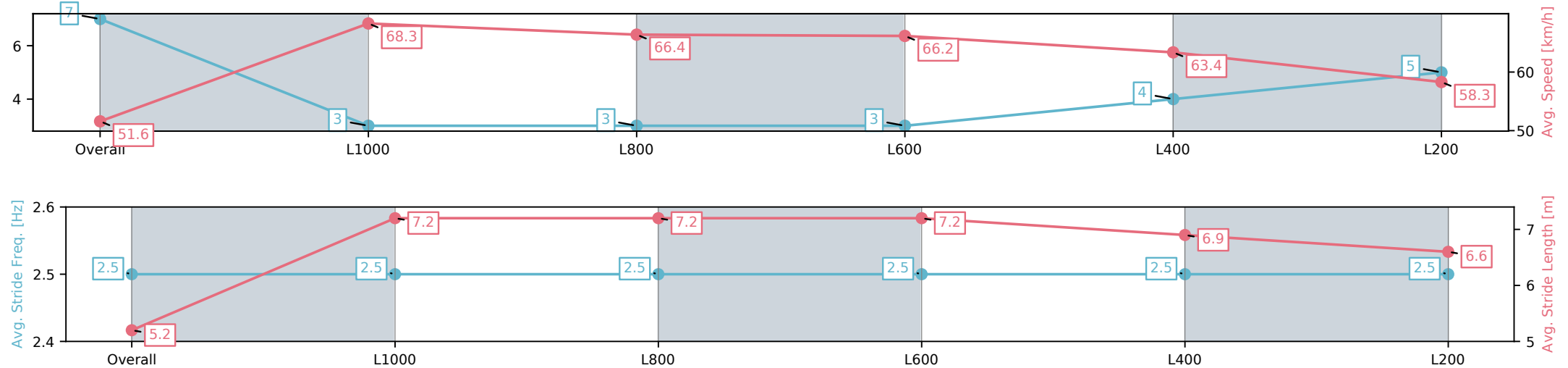
Race 7: AIG Security Handicap - 1200m

27 December 2025 - 3:27PM

Track Rating: Good 4, Weather: Fine, Rail Position: +12m 1200m-W/
Post, +7m Remainder. Sectional 616m



Section	Overall	L1000	L800	L600	L400	L200
Section Times	1:09.91[7] (0:13.94)	0:55.97[3] (0:10.55)	0:45.42[3] (0:10.91)	0:34.51[3] (0:10.86)	0:23.65[4] (0:11.34)	0:12.31[5] (0:12.31)
Average Speed [km/h]	51.6	68.3	66.4	66.2	63.4	58.3
Top Speed [km/h]	67.5	68.5	66.5	66.4	64.6	60.9
Avg. Dist. to Rail [m]	2.6	1.1	1.3	0.9	0.7	0.3
Avg. Stride Freq. [Hz]	2.5	2.5	2.5	2.5	2.5	2.5
Avg. Stride Length [m]	5.2	7.2	7.2	7.2	6.9	6.6



[] Ranking at each section and finish
-:-:- No data available at this section
NA No data available

Horse/Jockey Name	ANAHORISH/Alysha Warren
Finish Rank	8
Fastest Section Time (Section)	0:10.56 (L1000)
Top Speed [km/h] (Section)	69.3 (Overall)
Race State	Finished



Morphettville-Professional-2025-12-27

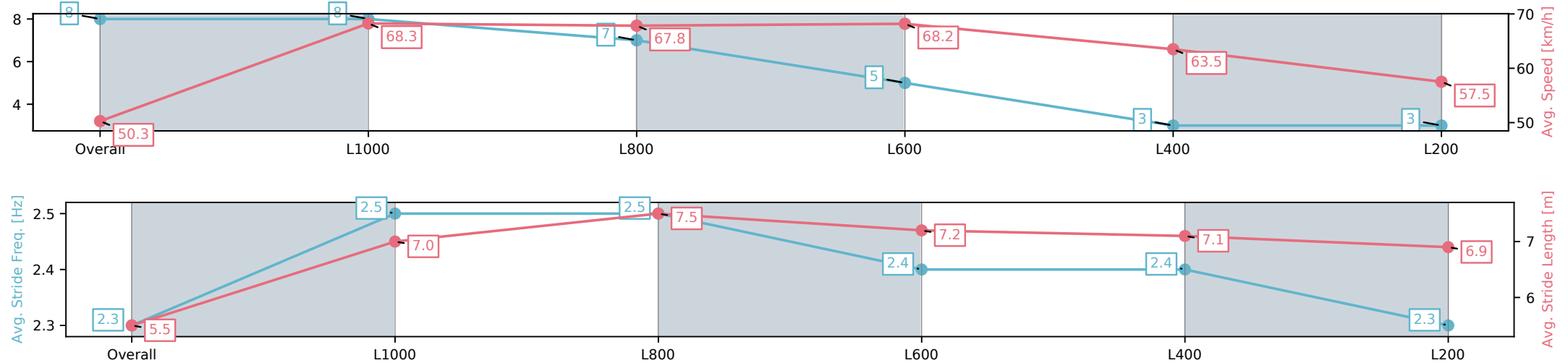
Race 7: AIG Security Handicap - 1200m

27 December 2025 - 3:27PM

Track Rating: Good 4, Weather: Fine, Rail Position: +12m 1200m-W/
Post, +7m Remainder. Sectional 616m



Section	Overall	L1000	L800	L600	L400	L200
Section Times	1:10.07[8] (0:14.32)	0:55.75[8] (0:10.56)	0:45.18[7] (0:10.71)	0:34.47[5] (0:10.56)	0:23.90[3] (0:11.37)	0:12.53[3] (0:12.53)
Average Speed [km/h]	50.3	68.3	67.8	68.2	63.5	57.5
Top Speed [km/h]	65.8	69.3	69.1	68.7	68.3	60.7
Avg. Dist. to Rail [m]	5.9	3.2	2.8	0.9	1.0	1.8
Avg. Stride Freq. [Hz]	2.3	2.5	2.5	2.4	2.4	2.3
Avg. Stride Length [m]	5.5	7.0	7.5	7.2	7.1	6.9



[] Ranking at each section and finish
-:-:- No data available at this section
NA No data available

Horse/Jockey Name	WENDOUREE/Serg Lisnyy
Finish Rank	9
Fastest Section Time (Section)	0:10.74 (L1000)
Top Speed [km/h] (Section)	68.4 (Overall)
Race State	Finished



Morphettville-Professional-2025-12-27

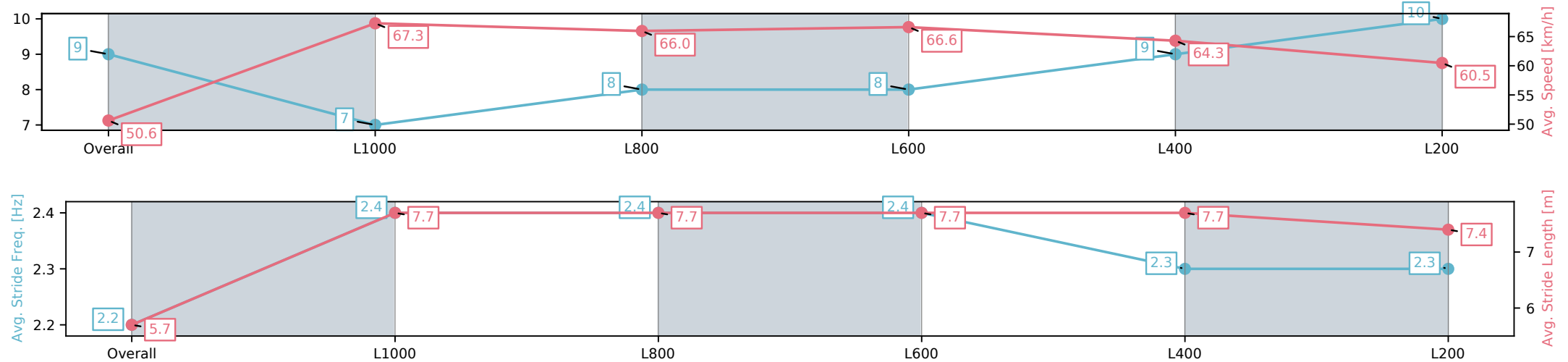
Race 7: AIG Security Handicap - 1200m

27 December 2025 - 3:27PM

Track Rating: Good 4, Weather: Fine, Rail Position: +12m 1200m-W/
Post, +7m Remainder. Sectional 616m



Section	Overall	L1000	L800	L600	L400	L200
Section Times	1:10.11[9] (0:14.24)	0:55.87[7] (0:10.74)	0:45.13[8] (0:11.03)	0:34.10[8] (0:10.94)	0:23.16[9] (0:11.24)	0:11.92[10] (0:11.92)
Average Speed [km/h]	50.6	67.3	66.0	66.6	64.3	60.5
Top Speed [km/h]	66.6	68.4	67.5	67.2	64.7	63.8
Avg. Dist. to Rail [m]	3.5	2.4	2.7	2.7	3.0	3.8
Avg. Stride Freq. [Hz]	2.2	2.4	2.4	2.4	2.3	2.3
Avg. Stride Length [m]	5.7	7.7	7.7	7.7	7.7	7.4



[] Ranking at each section and finish
-:-:- No data available at this section
NA No data available

Horse/Jockey Name	COSMIC SPY/Connor Murtagh
Finish Rank	10
Fastest Section Time (Section)	0:10.55 (L1000)
Top Speed [km/h] (Section)	69.1 (Overall)
Race State	Finished



Morphettville-Professional-2025-12-27

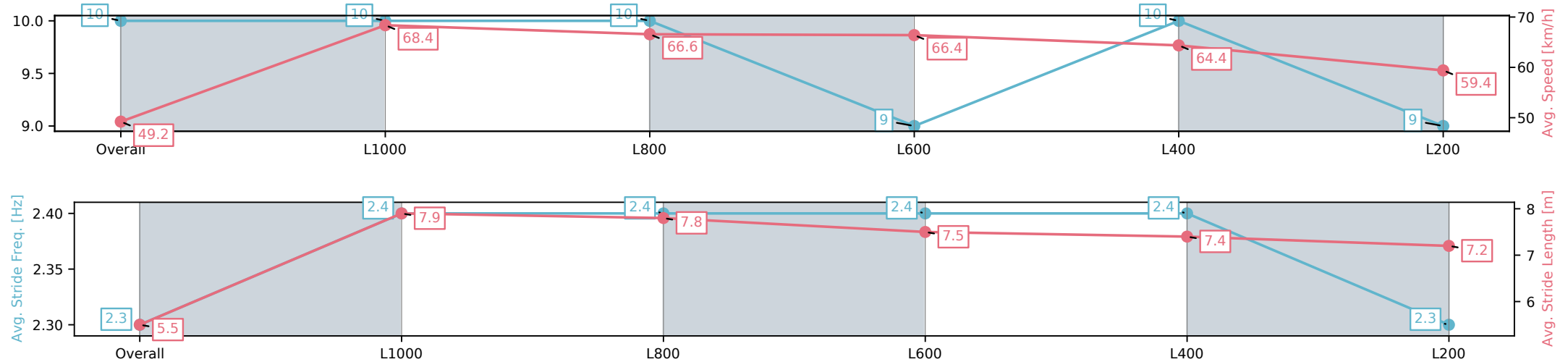
Race 7: AIG Security Handicap - 1200m

27 December 2025 - 3:27PM

Track Rating: Good 4, Weather: Fine, Rail Position: +12m 1200m-W/
Post, +7m Remainder. Sectional 616m



Section	Overall	L1000	L800	L600	L400	L200
Section Times	1:10.26[10] (0:14.61)	0:55.65[10] (0:10.55)	0:45.10[10] (0:10.86)	0:34.24[9] (0:10.93)	0:23.31[10] (0:11.18)	0:12.13[9] (0:12.13)
Average Speed [km/h]	49.2	68.4	66.6	66.4	64.4	59.4
Top Speed [km/h]	66.5	69.1	68.3	67.4	65.5	63.4
Avg. Dist. to Rail [m]	4.0	0.7	0.6	1.8	3.3	2.9
Avg. Stride Freq. [Hz]	2.3	2.4	2.4	2.4	2.4	2.3
Avg. Stride Length [m]	5.5	7.9	7.8	7.5	7.4	7.2



[] Ranking at each section and finish
-:-:- No data available at this section
NA No data available