



Morphettville Parks-Professional-2025-12-26

Race 2: Sportsbet Same Race Multi Four-Years-Old and Over Maiden Plate - 1250m

26 December 2025 - 2:43PM

Track Rating: Good 4, Weather: Fine, Rail Position: +9m 1000m-W/Post, +6m



Section Field Times							Overall 1:14.01 (0:17.05)	L1000 0:56.96 (0:10.97)	L800 0:45.99 (0:11.43)	L600 0:34.56 (0:11.55)	L400 0:23.02 (0:11.39)	L200 0:11.63 (0:11.63)		
Position	#	Horse/Jockey	Barrier	Top Speed [km/h]	Fastest Section	First 400m							Margin	Distance Travelled From Winner [m]
1	6	BRIMARVI ROSEMARIE	4	66.4	0:11.04	0:25.92	1:14.01	0:56.44 [8]	0:45.33 [8]	0:33.98 [8]	0:22.56 [8]	0:11.52 [2]	1:14.01	
		Sairyn Fawke		800-600	400-200		(0:17.56)	(0:11.11)	(0:11.35)	(0:11.42)	(0:11.04)	(0:11.52)		
2	1	ACT NATURAL	5	67.6	0:11.06	0:25.38	1:14.11	0:57.01 [4]	0:45.95 [4]	0:34.39 [5]	0:22.93 [5]	0:11.74 [1]	0.6L	-2
		Caitlin Jones		1400-1200	1000-800		(0:17.10)	(0:11.06)	(0:11.56)	(0:11.46)	(0:11.19)	(0:11.74)		
3	5	BEL HOTESSE	3	67.4	0:10.94	0:25.51	1:14.51	0:57.17 [6]	0:46.23 [5]	0:34.66 [6]	0:23.18 [6]	0:11.86 [3]	3.14L	-3
		Taylor Johnstone		1400-1200	1000-800		(0:17.34)	(0:10.94)	(0:11.56)	(0:11.48)	(0:11.32)	(0:11.86)		
4	2	HAZY DAZE	8	69.4	0:10.94	0:25.28	1:15.13	0:58.06 [3]	0:47.12 [1]	0:35.69 [1]	0:24.05 [2]	0:12.42 [4]	6.99L	-3
		Jason Holder		1400-1200	1000-800		(0:17.07)	(0:10.94)	(0:11.43)	(0:11.64)	(0:11.63)	(0:12.42)		
5	10	ROYOLO	2	66.9	0:10.92	0:25.81	1:15.42	0:57.90 [7]	0:46.98 [7]	0:35.50 [7]	0:24.01 [7]	0:12.20 [8]	8.84L	-3
		Caitlin Tootell		1400-1200	1000-800		(0:17.52)	(0:10.92)	(0:11.48)	(0:11.49)	(0:11.81)	(0:12.20)		
6	9	PRETTY MORSEL	9	67.4	0:10.97	0:25.55	1:15.44	0:58.12 [5]	0:47.15 [6]	0:35.84 [4]	0:24.33 [3]	0:12.66 [5]	8.95L	+0
		Kayla Crowther		1400-1200	1000-800		(0:17.32)	(0:10.97)	(0:11.31)	(0:11.51)	(0:11.67)	(0:12.66)		
7	8	ILLUSTRATES	1	67.8	0:11.01	0:25.26	1:15.45	0:58.40 [2]	0:47.39 [3]	0:35.86 [3]	0:24.31 [4]	0:12.55 [6]	9.02L	-1
		Dylan Caboche		1400-1200	1000-800		(0:17.05)	(0:11.01)	(0:11.53)	(0:11.55)	(0:11.76)	(0:12.55)		
8	3	ALABAMA BELLE	6	66.2	0:11.20	0:26.52	1:15.54	0:57.45 [10]	0:46.25 [10]	0:35.02 [10]	0:23.66 [10]	0:12.16 [9]	9.54L	+1
		Jade Doyle		1200-1000	1000-800		(0:18.09)	(0:11.20)	(0:11.23)	(0:11.36)	(0:11.50)	(0:12.16)		
9	11	STELLA'S CHARM	10	65.3	0:11.16	0:26.27	1:15.68	0:57.84 [9]	0:46.68 [9]	0:35.31 [9]	0:23.94 [9]	0:12.30 [10]	10.43L	-4
		Tala Hutchinson		1400-1200	1000-800		(0:17.84)	(0:11.16)	(0:11.37)	(0:11.37)	(0:11.64)	(0:12.30)		
10	7	HOMETOWN GAL	7	68.3	0:11.01	0:25.20	1:16.36	0:59.32 [1]	0:48.31 [2]	0:36.87 [2]	0:25.37 [1]	0:13.43 [7]	14.65L	-3
		Jessica Tzaferis		1400-1200	1000-800		(0:17.04)	(0:11.01)	(0:11.44)	(0:11.50)	(0:11.94)	(0:13.43)		

Scratched: Amanda's Joy (#4), Valenzuela (#12)

Report Created: Fri 26 December 2025 15:25:07 GMT+11 (Note: Timing is based on positional data)

Page 1/11

[] Position in running at each section and finish
-:-:- No data available at this section
NA No data available
Background shading for fastest section

Saddle cloth number
DNF Did not finish
DNT Did not track

Horse/Jockey Name	BRIMARVI ROSEMARIE/Sairyn Fawke
Finish Rank	1
Fastest Section Time (Section)	0:11.04 (L200)
Top Speed [km/h] (Section)	66.4 (L600)
Race State	Finished



Morphettville Parks-Professional-2025-12-26

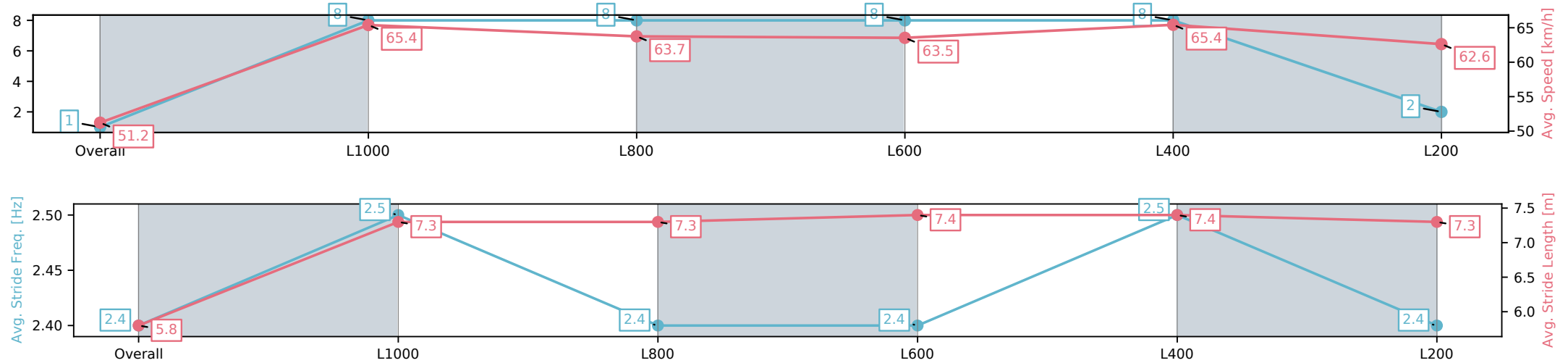
Race 2: Sportsbet Same Race Multi Four-Years-Old and Over Maiden Plate - 1250m

26 December 2025 - 2:43PM

Track Rating: Good 4, Weather: Fine, Rail Position: +9m 1000m-W/ Post, +6m



Section	Overall	L1000	L800	L600	L400	L200
Section Times	1:14.01[1] (0:17.56)	0:56.44[8] (0:11.11)	0:45.33[8] (0:11.35)	0:33.98[8] (0:11.42)	0:22.56[8] (0:11.04)	0:11.52[2] (0:11.52)
Average Speed [km/h]	51.2	65.4	63.7	63.5	65.4	62.6
Top Speed [km/h]	66.3	66.1	65.3	64.9	66.4	64.9
Avg. Dist. to Rail [m]	3.2	2.1	1.8	1.0	4.2	6.1
Avg. Stride Freq. [Hz]	2.4	2.5	2.4	2.4	2.5	2.4
Avg. Stride Length [m]	5.8	7.3	7.3	7.4	7.4	7.3



[] Ranking at each section and finish
-:-:- No data available at this section
NA No data available

Horse/Jockey Name	ACT NATURAL/Caitlin Jones
Finish Rank	2
Fastest Section Time (Section)	0:11.06 (L800)
Top Speed [km/h] (Section)	67.6 (Overall)
Race State	Finished



Morphettville Parks-Professional-2025-12-26

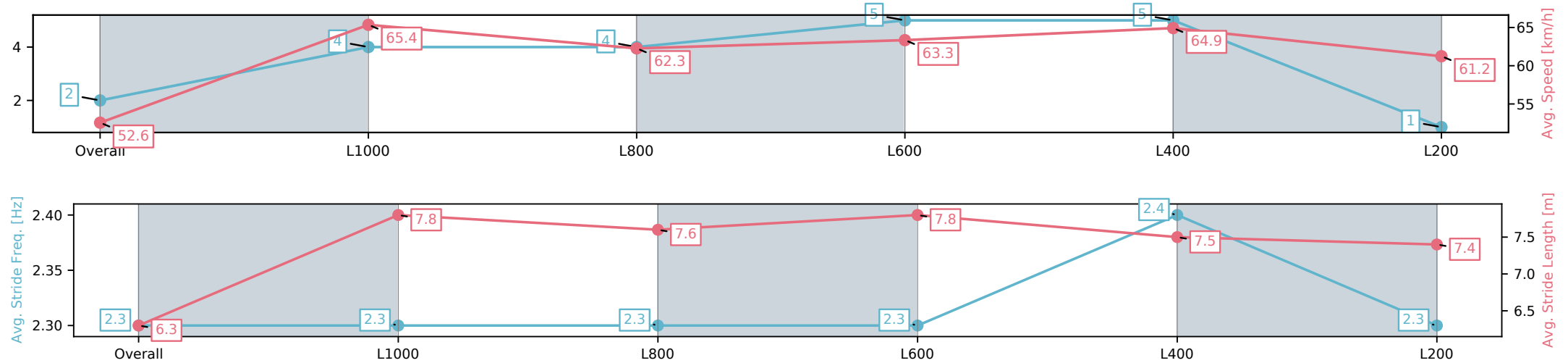
Race 2: Sportsbet Same Race Multi Four-Years-Old and Over Maiden Plate - 1250m

26 December 2025 - 2:43PM

Track Rating: Good 4, Weather: Fine, Rail Position: +9m 1000m-W/ Post, +6m



Section	Overall	L1000	L800	L600	L400	L200
Section Times	1:14.11[2] (0:17.10)	0:57.01[4] (0:11.06)	0:45.95[4] (0:11.56)	0:34.39[5] (0:11.46)	0:22.93[5] (0:11.19)	0:11.74[1] (0:11.74)
Average Speed [km/h]	52.6	65.4	62.3	63.3	64.9	61.2
Top Speed [km/h]	67.6	66.8	63.7	64.4	66.0	65.1
Avg. Dist. to Rail [m]	3.4	0.9	0.8	1.2	6.0	6.6
Avg. Stride Freq. [Hz]	2.3	2.3	2.3	2.3	2.4	2.3
Avg. Stride Length [m]	6.3	7.8	7.6	7.8	7.5	7.4



[] Ranking at each section and finish
-:-:- No data available at this section
NA No data available

Horse/Jockey Name	BEL HOTESSE/Taylor Johnstone
Finish Rank	3
Fastest Section Time (Section)	0:10.94 (L800)
Top Speed [km/h] (Section)	67.4 (Overall)
Race State	Finished



Morphettville Parks-Professional-2025-12-26

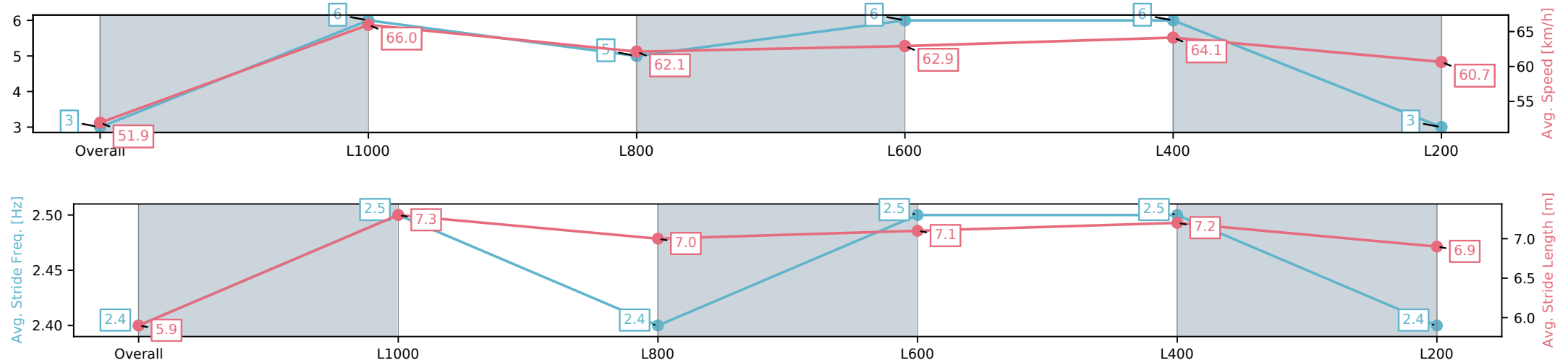
Race 2: Sportsbet Same Race Multi Four-Years-Old and Over Maiden Plate - 1250m

26 December 2025 - 2:43PM

Track Rating: Good 4, Weather: Fine, Rail Position: +9m 1000m-W/ Post, +6m



Section	Overall	L1000	L800	L600	L400	L200
Section Times	1:14.51[3] (0:17.34)	0:57.17[6] (0:10.94)	0:46.23[5] (0:11.56)	0:34.66[6] (0:11.48)	0:23.18[6] (0:11.32)	0:11.86[3] (0:11.86)
Average Speed [km/h]	51.9	66.0	62.1	62.9	64.1	60.7
Top Speed [km/h]	66.9	67.4	63.7	64.2	64.8	63.8
Avg. Dist. to Rail [m]	2.9	0.7	0.4	0.4	3.9	5.1
Avg. Stride Freq. [Hz]	2.4	2.5	2.4	2.5	2.5	2.4
Avg. Stride Length [m]	5.9	7.3	7.0	7.1	7.2	6.9



[] Ranking at each section and finish
-:-:- No data available at this section
NA No data available

Horse/Jockey Name	HAZY DAZE/Jason Holder
Finish Rank	4
Fastest Section Time (Section)	0:10.94 (L800)
Top Speed [km/h] (Section)	69.4 (Overall)
Race State	Finished



Morphettville Parks-Professional-2025-12-26

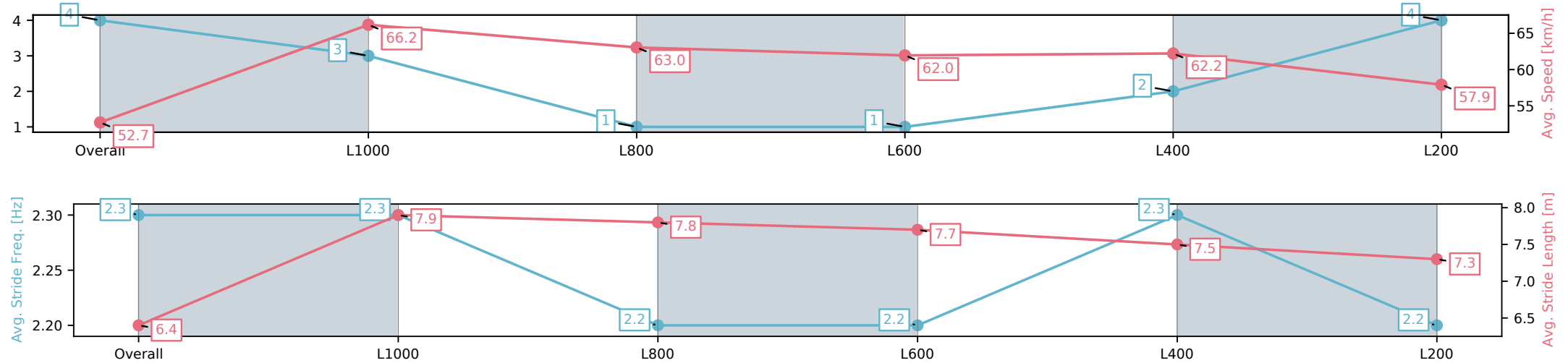
Race 2: Sportsbet Same Race Multi Four-Years-Old and Over Maiden Plate - 1250m

26 December 2025 - 2:43PM

Track Rating: Good 4, Weather: Fine, Rail Position: +9m 1000m-W/ Post, +6m



Section	Overall	L1000	L800	L600	L400	L200
Section Times	1:15.13[4] (0:17.07)	0:58.06[3] (0:10.94)	0:47.12[1] (0:11.43)	0:35.69[1] (0:11.64)	0:24.05[2] (0:11.63)	0:12.42[4] (0:12.42)
Average Speed [km/h]	52.7	66.2	63.0	62.0	62.2	57.9
Top Speed [km/h]	69.2	69.4	64.3	62.7	62.9	62.0
Avg. Dist. to Rail [m]	5.5	1.0	0.2	0.7	2.6	3.2
Avg. Stride Freq. [Hz]	2.3	2.3	2.2	2.2	2.3	2.2
Avg. Stride Length [m]	6.4	7.9	7.8	7.7	7.5	7.3



[] Ranking at each section and finish
-:-:- No data available at this section
NA No data available

Horse/Jockey Name	ROYOLO/Caitlin Tootell
Finish Rank	5
Fastest Section Time (Section)	0:10.92 (L800)
Top Speed [km/h] (Section)	66.9 (Overall)
Race State	Finished



Morphettville Parks-Professional-2025-12-26

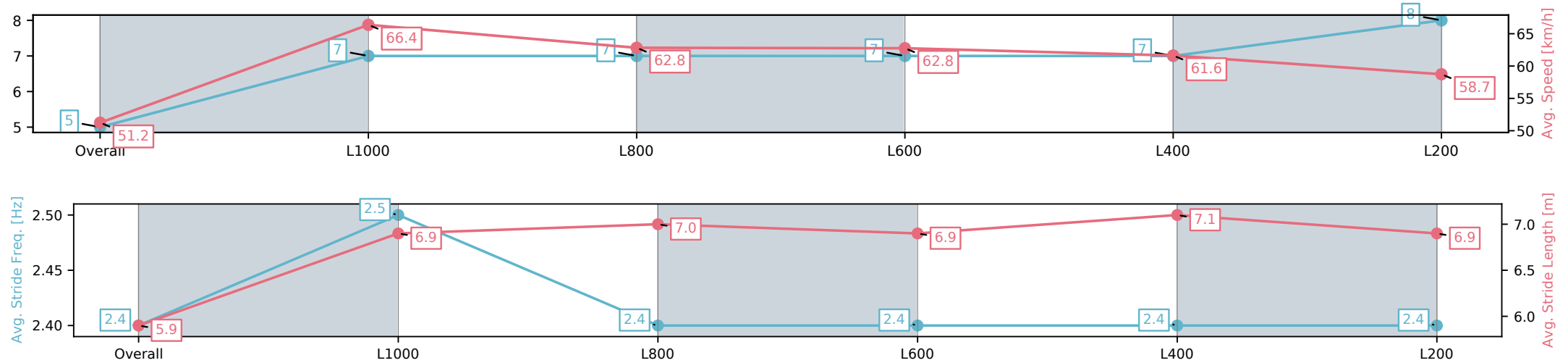
Race 2: Sportsbet Same Race Multi Four-Years-Old and Over Maiden Plate - 1250m

26 December 2025 - 2:43PM

Track Rating: Good 4, Weather: Fine, Rail Position: +9m 1000m-W/ Post, +6m



Section	Overall	L1000	L800	L600	L400	L200
Section Times	1:15.42[5] (0:17.52)	0:57.90[7] (0:10.92)	0:46.98[7] (0:11.48)	0:35.50[7] (0:11.49)	0:24.01[7] (0:11.81)	0:12.20[8] (0:12.20)
Average Speed [km/h]	51.2	66.4	62.8	62.8	61.6	58.7
Top Speed [km/h]	66.6	66.9	64.0	62.9	62.7	60.6
Avg. Dist. to Rail [m]	2.6	1.5	1.6	0.9	4.6	6.7
Avg. Stride Freq. [Hz]	2.4	2.5	2.4	2.4	2.4	2.4
Avg. Stride Length [m]	5.9	6.9	7.0	6.9	7.1	6.9



[] Ranking at each section and finish
-:-:- No data available at this section
NA No data available

Horse/Jockey Name	PRETTY MORSEL/Kayla Crowther
Finish Rank	6
Fastest Section Time (Section)	0:10.97 (L800)
Top Speed [km/h] (Section)	67.4 (Overall)
Race State	Finished



Morphettville Parks-Professional-2025-12-26

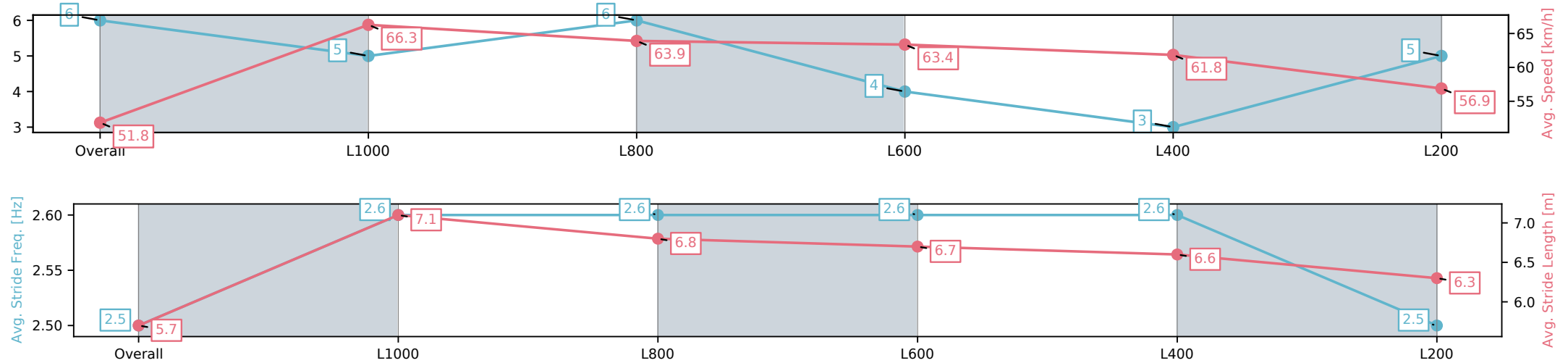
Race 2: Sportsbet Same Race Multi Four-Years-Old and Over Maiden Plate - 1250m

26 December 2025 - 2:43PM

Track Rating: Good 4, Weather: Fine, Rail Position: +9m 1000m-W/ Post, +6m



Section	Overall	L1000	L800	L600	L400	L200
Section Times	1:15.44[6] (0:17.32)	0:58.12[5] (0:10.97)	0:47.15[6] (0:11.31)	0:35.84[4] (0:11.51)	0:24.33[3] (0:11.67)	0:12.66[5] (0:12.66)
Average Speed [km/h]	51.8	66.3	63.9	63.4	61.8	56.9
Top Speed [km/h]	67.1	67.4	65.3	63.4	63.2	59.9
Avg. Dist. to Rail [m]	6.3	1.8	2.1	1.8	3.0	4.4
Avg. Stride Freq. [Hz]	2.5	2.6	2.6	2.6	2.6	2.5
Avg. Stride Length [m]	5.7	7.1	6.8	6.7	6.6	6.3



[] Ranking at each section and finish
-:-:- No data available at this section
NA No data available

Horse/Jockey Name	ILLUSTRATES/Dylan Caboche
Finish Rank	7
Fastest Section Time (Section)	0:11.01 (L800)
Top Speed [km/h] (Section)	67.8 (Overall)
Race State	Finished



Morphettville Parks-Professional-2025-12-26

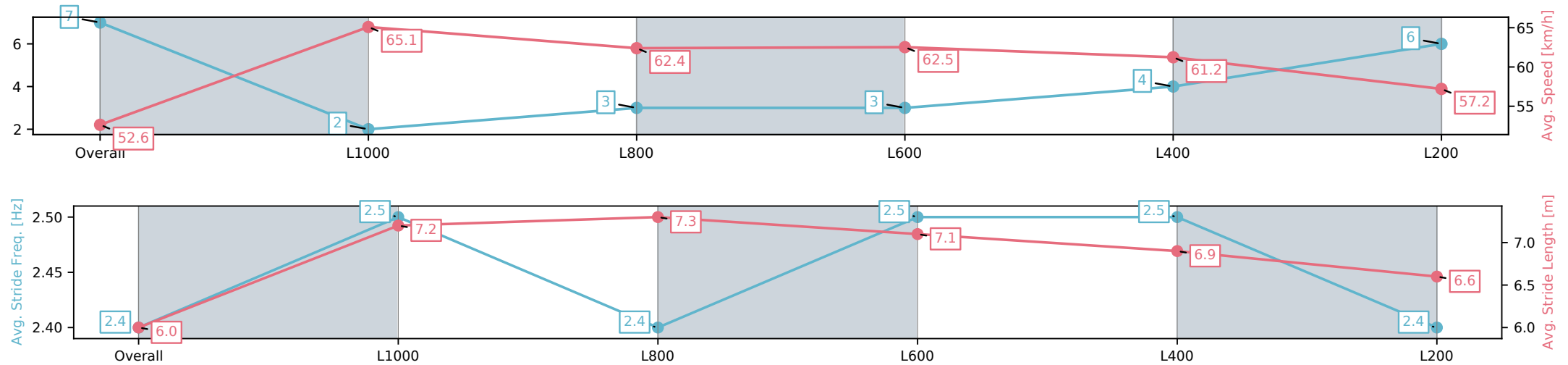
Race 2: Sportsbet Same Race Multi Four-Years-Old and Over Maiden Plate - 1250m

26 December 2025 - 2:43PM

Track Rating: Good 4, Weather: Fine, Rail Position: +9m 1000m-W/ Post, +6m



Section	Overall	L1000	L800	L600	L400	L200
Section Times	1:15.45[7] (0:17.05)	0:58.40[2] (0:11.01)	0:47.39[3] (0:11.53)	0:35.86[3] (0:11.55)	0:24.31[4] (0:11.76)	0:12.55[6] (0:12.55)
Average Speed [km/h]	52.6	65.1	62.4	62.5	61.2	57.2
Top Speed [km/h]	67.8	67.2	64.0	62.9	63.1	60.5
Avg. Dist. to Rail [m]	2.2	0.5	0.3	0.2	1.3	1.3
Avg. Stride Freq. [Hz]	2.4	2.5	2.4	2.5	2.5	2.4
Avg. Stride Length [m]	6.0	7.2	7.3	7.1	6.9	6.6



[] Ranking at each section and finish
-:-:- No data available at this section
NA No data available

Horse/Jockey Name	ALABAMA BELLE/Jade Doyle
Finish Rank	8
Fastest Section Time (Section)	0:11.20 (L800)
Top Speed [km/h] (Section)	66.2 (L1000)
Race State	Finished



Morphettville Parks-Professional-2025-12-26

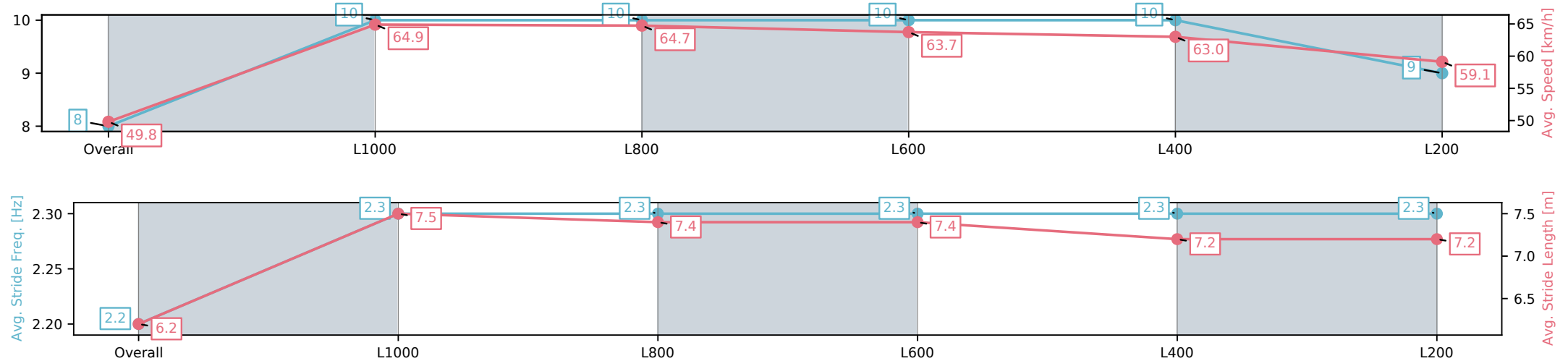
Race 2: Sportsbet Same Race Multi Four-Years-Old and Over Maiden Plate - 1250m

26 December 2025 - 2:43PM

Track Rating: Good 4, Weather: Fine, Rail Position: +9m 1000m-W/ Post, +6m



Section	Overall	L1000	L800	L600	L400	L200
Section Times	1:15.54[8] (0:18.09)	0:57.45[10] (0:11.20)	0:46.25[10] (0:11.23)	0:35.02[10] (0:11.36)	0:23.66[10] (0:11.50)	0:12.16[9] (0:12.16)
Average Speed [km/h]	49.8	64.9	64.7	63.7	63.0	59.1
Top Speed [km/h]	64.5	65.5	66.2	64.2	63.7	62.0
Avg. Dist. to Rail [m]	4.8	2.5	3.4	1.3	3.8	6.1
Avg. Stride Freq. [Hz]	2.2	2.3	2.3	2.3	2.3	2.3
Avg. Stride Length [m]	6.2	7.5	7.4	7.4	7.2	7.2



[] Ranking at each section and finish
-:-:- No data available at this section
NA No data available

Horse/Jockey Name	STELLA'S CHARM/Tala Hutchinson
Finish Rank	9
Fastest Section Time (Section)	0:11.16 (L800)
Top Speed [km/h] (Section)	65.3 (Overall)
Race State	Finished



Morphettville Parks-Professional-2025-12-26

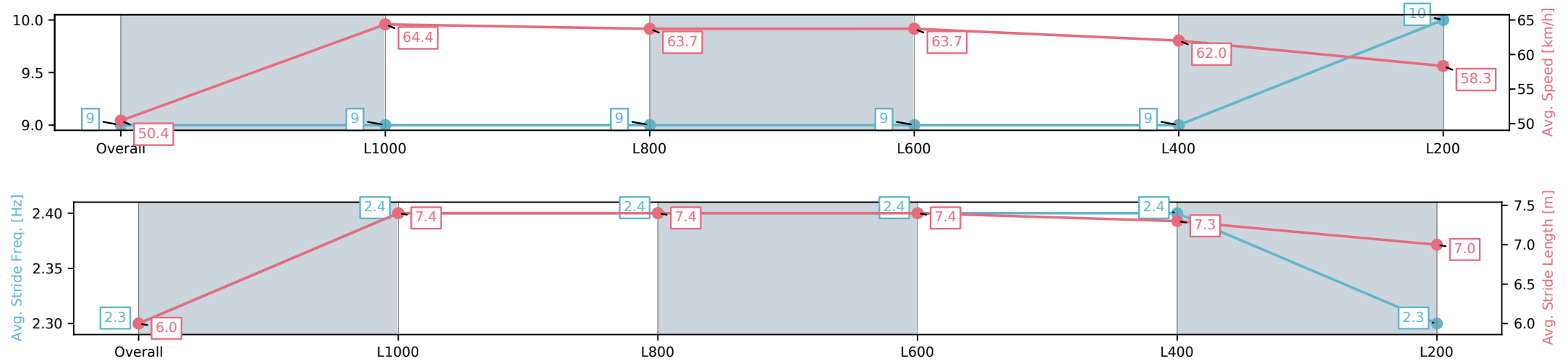
Race 2: Sportsbet Same Race Multi Four-Years-Old and Over Maiden Plate - 1250m

26 December 2025 - 2:43PM

Track Rating: Good 4, Weather: Fine, Rail Position: +9m 1000m-W/ Post, +6m



Section	Overall	L1000	L800	L600	L400	L200
Section Times	1:15.68[9] (0:17.84)	0:57.84[9] (0:11.16)	0:46.68[9] (0:11.37)	0:35.31[9] (0:11.37)	0:23.94[9] (0:11.64)	0:12.30[10] (0:12.30)
Average Speed [km/h]	50.4	64.4	63.7	63.7	62.0	58.3
Top Speed [km/h]	64.6	65.3	64.4	63.9	63.2	60.9
Avg. Dist. to Rail [m]	6.5	0.6	1.7	0.9	1.6	4.3
Avg. Stride Freq. [Hz]	2.3	2.4	2.4	2.4	2.4	2.3
Avg. Stride Length [m]	6.0	7.4	7.4	7.4	7.3	7.0



[] Ranking at each section and finish
-:-:- No data available at this section
NA No data available

Horse/Jockey Name	HOMETOWN GAL/Jessica Tzaferis
Finish Rank	10
Fastest Section Time (Section)	0:11.01 (L800)
Top Speed [km/h] (Section)	68.3 (Overall)
Race State	Finished



Morphettville Parks-Professional-2025-12-26

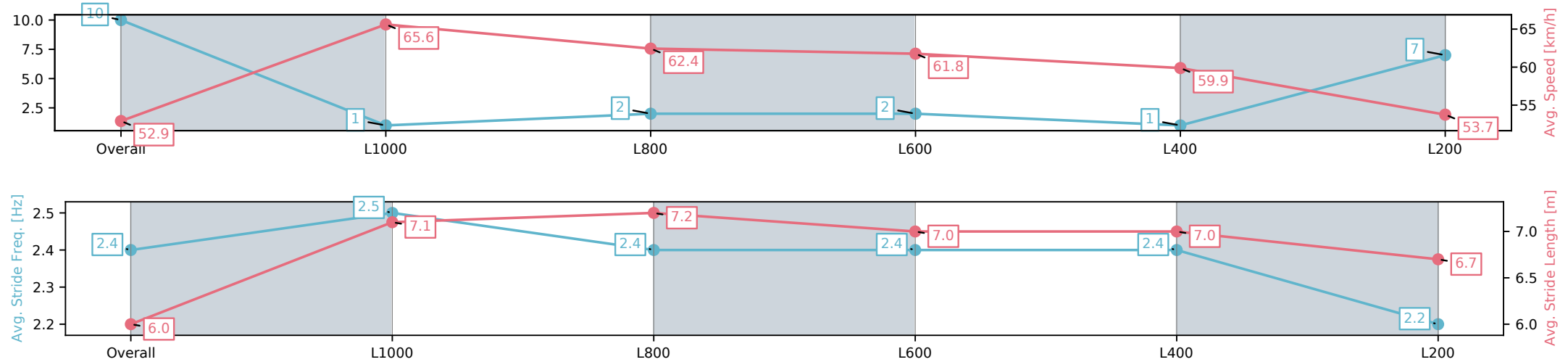
Race 2: Sportsbet Same Race Multi Four-Years-Old and Over Maiden Plate - 1250m

26 December 2025 - 2:43PM

Track Rating: Good 4, Weather: Fine, Rail Position: +9m 1000m-W/ Post, +6m



Section	Overall	L1000	L800	L600	L400	L200
Section Times	1:16.36[10] (0:17.04)	0:59.32[1] (0:11.01)	0:48.31[2] (0:11.44)	0:36.87[2] (0:11.50)	0:25.37[1] (0:11.94)	0:13.43[7] (0:13.43)
Average Speed [km/h]	52.9	65.6	62.4	61.8	59.9	53.7
Top Speed [km/h]	68.3	67.9	63.4	62.2	61.9	57.9
Avg. Dist. to Rail [m]	4.6	1.3	1.7	2.8	0.9	0.7
Avg. Stride Freq. [Hz]	2.4	2.5	2.4	2.4	2.4	2.2
Avg. Stride Length [m]	6.0	7.1	7.2	7.0	7.0	6.7



[] Ranking at each section and finish
-:-:- No data available at this section
NA No data available