



Morphettville Parks-Professional-2025-12-06

Race 5: Adelaide Galvanising Industries Handicap - 1250m

06 December 2025 - 2:55PM

Track Rating: Good 4, Weather: Overcast, Rail Position: +9m 1000m - WP, +6m
Remainder. Sectional 612m



Section Field Times							Overall	L1000	L800	L600	L400	L200		
							1:14.77 (0:17.57)	0:57.19 (0:11.39)	0:45.80 (0:11.27)	0:34.53 (0:11.35)	0:23.17 (0:11.40)	0:11.77 (0:11.77)		
Position	#	Horse/Jockey	Barrier	Top Speed [km/h]	Fastest Section	First 400m							Margin	Distance Travelled From Winner [m]
1	3	MY KHALIFA	2	66.1	0:11.23	0:26.39	1:14.77	0:56.89 [5]	0:45.51 [5]	0:34.21 [5]	0:22.98 [5]	0:11.73 [3]	1:14.77	
		Alana Livesey		800-600	600-400		(0:17.88)	(0:11.38)	(0:11.30)	(0:11.23)	(0:11.25)	(0:11.73)		
2	1	CHICAGO STORM	1	65.3	0:11.25	0:26.24	1:14.94	0:57.09 [4]	0:45.84 [3]	0:34.50 [4]	0:23.20 [4]	0:11.73 [5]	1.13L	+0
		Rochelle Milnes		1400-1200	1000-800		(0:17.85)	(0:11.25)	(0:11.34)	(0:11.30)	(0:11.47)	(0:11.73)		
3	8	STARLITE VALLEY	4	65.4	0:11.14	0:26.33	1:15.10	0:57.26 [3]	0:45.95 [4]	0:34.81 [2]	0:23.51 [1]	0:12.08 [2]	2.28L	+4
		Brooke King		1200-1000	800-600		(0:17.84)	(0:11.31)	(0:11.14)	(0:11.30)	(0:11.43)	(0:12.08)		
4	7	ZOUPURRING	5	64.9	0:11.25	0:26.10	1:15.13	0:57.42 [2]	0:46.13 [2]	0:34.78 [3]	0:23.53 [3]	0:12.14 [1]	2.45L	+5
		Jacob Opperman		1400-1200	600-400		(0:17.71)	(0:11.28)	(0:11.35)	(0:11.25)	(0:11.39)	(0:12.14)		
5	5	O'TYCOON	3	64.7	0:11.27	0:26.08	1:15.25	0:57.67 [1]	0:46.28 [1]	0:35.01 [1]	0:23.66 [2]	0:12.08 [4]	3.3L	+4
		Teagan Voorham		1200-1000	800-600		(0:17.57)	(0:11.39)	(0:11.27)	(0:11.35)	(0:11.57)	(0:12.08)		

Scratched: Cotehele (#2), Sir Now (#4), Wiggum (#6)

Horse/Jockey Name	MY KHALIFA/Alana Livesey
Finish Rank	1
Fastest Section Time (Section)	0:11.23 (L400)
Top Speed [km/h] (Section)	66.1 (L600)
Race State	Finished



Morphettville Parks-Professional-2025-12-06

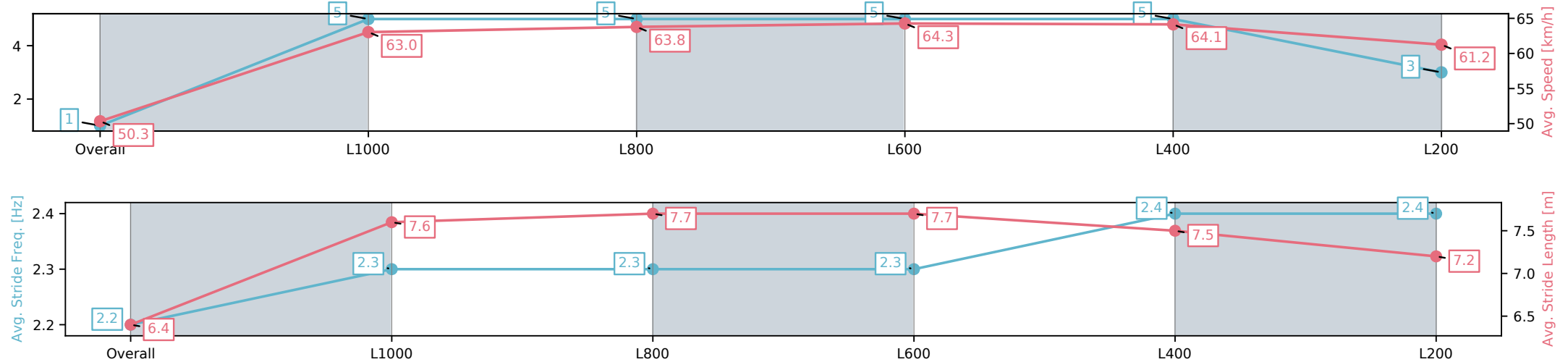
Race 5: Adelaide Galvanising Industries Handicap - 1250m

06 December 2025 - 2:55PM

Track Rating: Good 4, Weather: Overcast, Rail Position: +9m 1000m
- WP, +6m Remainder. Sectional 612m



Section	Overall	L1000	L800	L600	L400	L200
Section Times	1:14.77[1] (0:17.88)	0:56.89[5] (0:11.38)	0:45.51[5] (0:11.30)	0:34.21[5] (0:11.23)	0:22.98[5] (0:11.25)	0:11.73[3] (0:11.73)
Average Speed [km/h]	50.3	63.0	63.8	64.3	64.1	61.2
Top Speed [km/h]	64.4	64.4	64.9	65.7	66.1	64.2
Avg. Dist. to Rail [m]	2.4	0.4	0.3	0.5	2.1	3.2
Avg. Stride Freq. [Hz]	2.2	2.3	2.3	2.3	2.4	2.4
Avg. Stride Length [m]	6.4	7.6	7.7	7.7	7.5	7.2



[] Ranking at each section and finish
-:-:- No data available at this section
NA No data available

Horse/Jockey Name	CHICAGO STORM/Rochelle Milnes
Finish Rank	2
Fastest Section Time (Section)	0:11.25 (L800)
Top Speed [km/h] (Section)	65.3 (Overall)
Race State	Finished



Morphettville Parks-Professional-2025-12-06

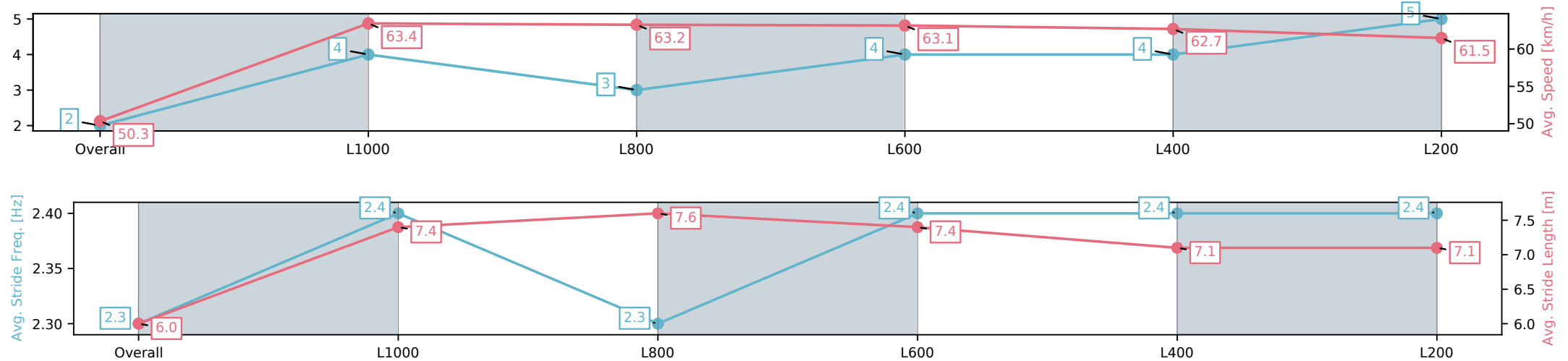
Race 5: Adelaide Galvanising Industries Handicap - 1250m

06 December 2025 - 2:55PM

Track Rating: Good 4, Weather: Overcast, Rail Position: +9m 1000m
- WP, +6m Remainder. Sectional 612m



Section	Overall	L1000	L800	L600	L400	L200
Section Times	1:14.94[2] (0:17.85)	0:57.09[4] (0:11.25)	0:45.84[3] (0:11.34)	0:34.50[4] (0:11.30)	0:23.20[4] (0:11.47)	0:11.73[5] (0:11.73)
Average Speed [km/h]	50.3	63.4	63.2	63.1	62.7	61.5
Top Speed [km/h]	64.4	65.3	64.1	64.5	64.8	62.7
Avg. Dist. to Rail [m]	2.2	1.9	1.4	1.4	1.6	5.4
Avg. Stride Freq. [Hz]	2.3	2.4	2.3	2.4	2.4	2.4
Avg. Stride Length [m]	6.0	7.4	7.6	7.4	7.1	7.1



[] Ranking at each section and finish
-:-:- No data available at this section
NA No data available

Horse/Jockey Name	STARLITE VALLEY/Brooke King
Finish Rank	3
Fastest Section Time (Section)	0:11.14 (L600)
Top Speed [km/h] (Section)	65.4 (L1000)
Race State	Finished



Morphettville Parks-Professional-2025-12-06

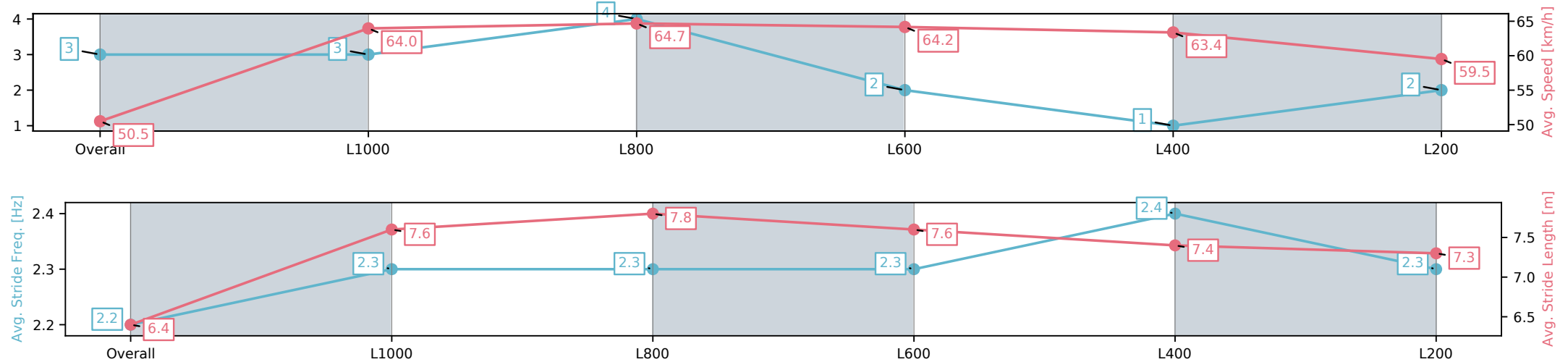
Race 5: Adelaide Galvanising Industries Handicap - 1250m

06 December 2025 - 2:55PM

Track Rating: Good 4, Weather: Overcast, Rail Position: +9m 1000m
- WP, +6m Remainder. Sectional 612m



Section	Overall	L1000	L800	L600	L400	L200
Section Times	1:15.10[3] (0:17.84)	0:57.26[3] (0:11.31)	0:45.95[4] (0:11.14)	0:34.81[2] (0:11.30)	0:23.51[1] (0:11.43)	0:12.08[2] (0:12.08)
Average Speed [km/h]	50.5	64.0	64.7	64.2	63.4	59.5
Top Speed [km/h]	65.0	64.9	65.4	64.6	63.9	62.3
Avg. Dist. to Rail [m]	2.9	1.5	1.9	1.2	2.9	3.2
Avg. Stride Freq. [Hz]	2.2	2.3	2.3	2.3	2.4	2.3
Avg. Stride Length [m]	6.4	7.6	7.8	7.6	7.4	7.3



[] Ranking at each section and finish
-:-:- No data available at this section
NA No data available

Horse/Jockey Name	ZOUPURRING/Jacob Opperman
Finish Rank	4
Fastest Section Time (Section)	0:11.25 (L400)
Top Speed [km/h] (Section)	64.9 (Overall)
Race State	Finished



Morphettville Parks-Professional-2025-12-06

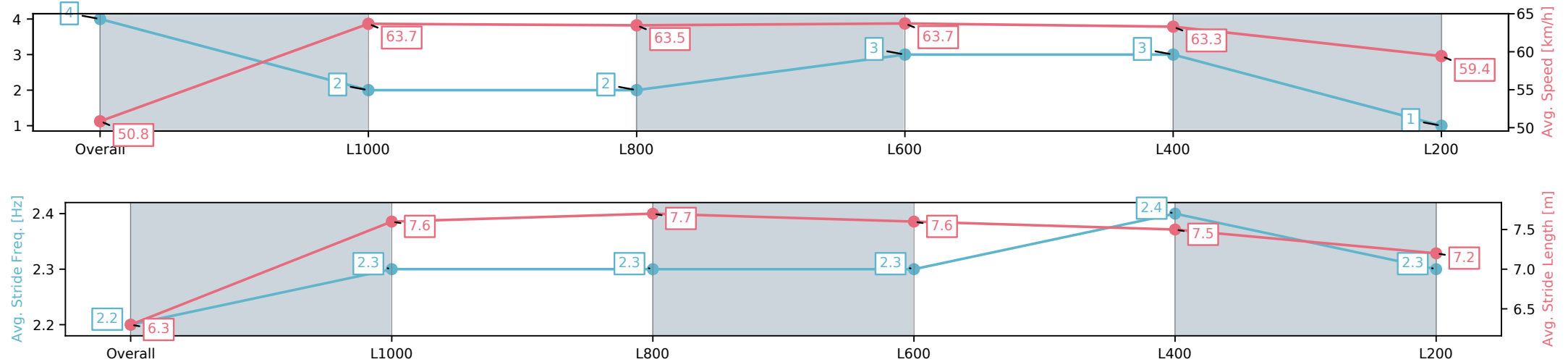
Race 5: Adelaide Galvanising Industries Handicap - 1250m

06 December 2025 - 2:55PM

Track Rating: Good 4, Weather: Overcast, Rail Position: +9m 1000m
- WP, +6m Remainder. Sectional 612m



Section	Overall	L1000	L800	L600	L400	L200
Section Times	1:15.13[4] (0:17.71)	0:57.42[2] (0:11.28)	0:46.13[2] (0:11.35)	0:34.78[3] (0:11.25)	0:23.53[3] (0:11.39)	0:12.14[1] (0:12.14)
Average Speed [km/h]	50.8	63.7	63.5	63.7	63.3	59.4
Top Speed [km/h]	64.4	64.9	64.8	64.8	64.9	62.4
Avg. Dist. to Rail [m]	3.7	0.6	0.3	0.3	1.3	2.1
Avg. Stride Freq. [Hz]	2.2	2.3	2.3	2.3	2.4	2.3
Avg. Stride Length [m]	6.3	7.6	7.7	7.6	7.5	7.2



[] Ranking at each section and finish
-:-:- No data available at this section
NA No data available

Horse/Jockey Name	O'TYCOON/Teagan Voorham
Finish Rank	5
Fastest Section Time (Section)	0:11.27 (L600)
Top Speed [km/h] (Section)	64.7 (L1000)
Race State	Finished



Morphettville Parks-Professional-2025-12-06

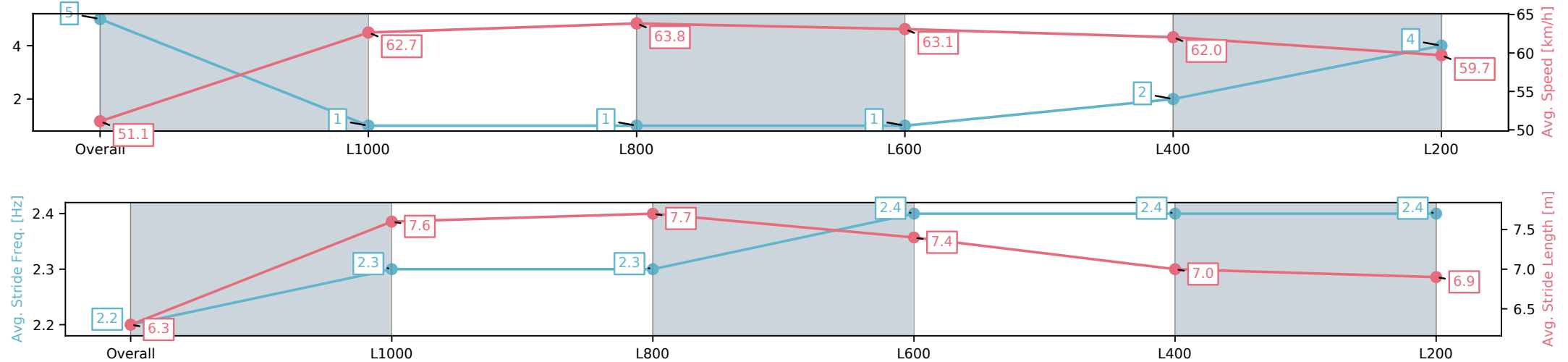
Race 5: Adelaide Galvanising Industries Handicap - 1250m

06 December 2025 - 2:55PM

Track Rating: Good 4, Weather: Overcast, Rail Position: +9m 1000m
- WP, +6m Remainder. Sectional 612m



Section	Overall	L1000	L800	L600	L400	L200
Section Times	1:15.25[5] (0:17.57)	0:57.67[1] (0:11.39)	0:46.28[1] (0:11.27)	0:35.01[1] (0:11.35)	0:23.66[2] (0:11.57)	0:12.08[4] (0:12.08)
Average Speed [km/h]	51.1	62.7	63.8	63.1	62.0	59.7
Top Speed [km/h]	64.5	63.8	64.7	64.1	64.1	62.6
Avg. Dist. to Rail [m]	2.4	1.2	0.7	0.7	0.4	1.1
Avg. Stride Freq. [Hz]	2.2	2.3	2.3	2.4	2.4	2.4
Avg. Stride Length [m]	6.3	7.6	7.7	7.4	7.0	6.9



[] Ranking at each section and finish
-:-:- No data available at this section
NA No data available